



Livru Anuál Estatístiku Edukasaun 2012



Livru Anuál Estatístiku Edukasaun 2012 prepara liuhosi Ministériu Edukasaun, Timor-Leste iha parseria ho UNICEF no finansia liuhosi Australian Aid.

Foto kapa: © UNICEF Timor-Leste/2012/MMaglipon



Livru Anuál Estatístiku Edukasaun 2012

Livru Anuál Estatístiku Edukasaun 2012

Publika liuhosi Ministériu Edukasaun Timor-Leste
Juñu 2015

Dadus hotu apresenta iha Livru Anuál Estatístiku Edukasaun 2012 ne'e foti hosi Sistema Informasaun Jestaun Edukasaun (EMIS/SIJE) iha loron 9 Agostu ka 23 Outobru 2013. Data taka loron 9 Agostu ka 23 Outobru ne'e hodi fó tempu natoon atu hatama no analiza dadus ba livru anuál ne'e.

Livru Anuál Estatístiku 2012 nia produsaun sai posivel tanba efisiénsia sistema EMIS no pesoál sira nian sa'e ba beibeik. Kolesaun no entrada dadus mak hala'o hela tiha durante 2012 no 2013 no la'ós de'it ba tinan eskolár 2012 maibé mós ba tinan eskolár ulukliu. Nune'e, dadus tan hosi tinan eskolár 2012 ka ulukliu nian ne'ebé karik falta uluk mós hatama no uza iha livru anuál ne'e tuir nesesidade.

Atu bele kalkula indikadór balu hanesan taxa abandona eskola ka taxa repetisaun ba tinan 2012, dadus hosi tinan eskolár 2013 mós uza hela tiha. Dadus 2013 nian ne'ebé uza nu'udar denominadór ba indikadór hirak-ne'e mós mai hosi loron 9 Agostu ka 23 Outobru 2013.

Dadus ba eskola sekundária iha livru anuál ne'e mós inklui dadus hosi eskola sekundária "téknika" se karik la hatudu ketaketak ka mensiona espesialmente.

Labele duplika ka sirkula parte ruma hosi livru ne'e laiha konsentimentu eskrítu ulukliu hosi Ministériu Edukasaun. Exesaun mak sitasaun sira. Materiál iha Livru Anuál Estatístiku 2012 bele sita bainhira indika edisaun ne'e nu'udar nia fonte halo tuir prátika di'ak no to'o iha nivel ne'ebé rekere haktuir objetivu sitasaun.



Liafuan-maklokek



Liutiha lansamentu susesavel Livru Anuál Estatístiku Edukasaun 2008/2009 no livru-anuál sira ba 2010 no 2011, ha'u laran-kmanek atu apresenta *Livru Anuál Estatístiku Edukasaun 2012* tuirfalimai.

Livru-anuál ne'e fornese informasaun kona-ba progresu ensinu báziku no sekundáriu nian. Ho esforsu maka'as lapara liuhosi departamentu EMIS atu hadi'ak kualidade dadus ne'ebé rejista no relata, nomós atu hasa'e kapasidade ba funsionáriu sira, indikadór balu mak kalkula ho métodu no formulár sira ne'ebé ho ezatidaun boot liu, no tabela dadus balu tan mak hatama hodi aumenta livru-anuál ne'e.

Livru-anuál ne'e fornese referénsia útil atu bele komprende progresu no tendénsia sira iha sistema edukasaun iha Timor-Leste. Nune'e nia fornese evidénsia atu fó matadalan ba makaer-desizaun no projetista xave sira hodi dezenvolve no monitoriza polítika no estratéjia nasional sira atu responde ba dezafiu hirak-ne'ebé hasoru hela iha setór edukasaun iha ita-nia rain.

La posivel atu prodús livru-anuál ne'e sei la hetan kolaborasaun besik-malu ho no apoiu hosi ema individuál no organizasaun internasionál komprometidu barak. Livru-anuál ne'e hanesan evidénsia hosi esforsu rigoroza hosi eskola sira-hotu, departamentu EMIS no parte-interesada relevante sira atu halo nia sai amplamente disponivel nu'udar parte ida hosi ami-nia kompromisu kontinuozu ba edukasaun kualidade ba ema hotu hotu nomós ba igualdade jéneru.

Dadus ne'e importante ba planeamentu. Ministériu, iha kolaborasaun ho Parseiru Dezenvolvimentu sira, nune'e sei buka atu prodús dadus edukasaun ho tempu oportunu, fornese hela tiha iha tinan eskolár hanesan, atu informa prosesu foti desizaun sira. Dadus hosi edukasaun pré-eskolár sei mós apresenta ho maneira klaru, sumarizadu no sistemátiku iha futuru besik mai. Ida-ne'e katak dadus hotu hotu la bele publika iha livru-anuál ida no katak iha nesesidade atu halo selesaun. Maski nune'e, Ministériu hasa'e hela kapasidade iha Departamentu EMIS atu nune'e iha futuru besik mai, ita-nia parte-interesada sira-hotu bele hetan informasaun jerál no espesífiku kona-ba setór edukasaun lalais nomós ho maneira direta no amigavel ba uza-na'in sira.

A blue ink signature, appearing to be 'S. E. Dulce de Jesus Soares'.

S. E. Dulce de Jesus Soares, MA
Ministra Interina Edukasaun, Timor-Leste
Jullu 2015

Rekoñesimentu

Livru-Anuál Estatístiku Edukasaun 2012 la bele prepara laho kompromisu no apoiu hosi Diretór Eskola, Koordinadór Eskola, GAT sira, Adjuntu Diretór Eskola no profesór sira iha eskola hotu hotu, pontu fokál EMIS no Diretór Edukasaun Distritu sira iha distritu hotu hotu, pesoál EMIS no asesór sira. Funsionáriu hatama dados EMIS, no individuál sira-hotu iha Diresaun Nasionál ba Planeamentu, Finansas, Administrasaun no Lojístikas.

Ami agradese ba apoiu no kompromisu ne'ebé simu hosi UNICEF iha prosesu preparasaun no finalizasaun tomak livru-anuál nian. Ami mós hakarak hatoo obrigado-wa'in ba Australian Aid ba sira-nia apoiu finanseiru.

Atu hetan kópia ka informasaun tan, bele kontakta:

Sr. Manuel Monteiro
Diretór Nasionál ba Planeamentu, Finansas, Administrasaun no Lojístikas
E-mail: mmonteiro@moe.gov.tl

Sr. Simão do Rosario
Xefe Departamentu EMIS
E-mail: dorosarios@yahoo.com

Ministériu Edukasaun
Diresaun Nasionál ba Planeamentu, Finansas, Administrasaun no Lojístikas
Rua Vila-Verde, Dili, Timor-Leste
Tel.: +670 333 9645

Tabela Konteúdu

Liafuan-maklokek	IV
Rekoñesimentu	V
Tabela Konteúdu	vi
Lista Figura.....	vii
Lista Tabela	x

Timor-Leste Haree Lalaisxii

A. Indikadór Edukasaun nian	xii
B. Populasaun	xvi
C. Estrutura Edukasaun Formál iha Timor-Leste	xvii

1. Asesu ba Eskola1

1. Númeru Estudante Matrikuladu tuir Tipu Instituisaun	2
2. Númeru Estudante Matrikuladu tuir Grau no Nivel Edukasaun	5
3. Distribuisaun Idade tuir Grau	9
4. Taxa Inskrisaun Brutu (TIB) tuir Nivel Ensinu no Distritu	11
5. Taxa Inskrisaun Líkidu (TIL) tuir Nivel Ensinu no Distritu	14
6. Labarik Sai Hosi Sistema (LSHS) tuir Nivel Ensinu no Distritu	18
7. Taxa Matrícula Líkidu (TML) ba Grau 1 tuir Distritu	22
8. Taxa Matrícula Aparente (TMA) hosi Grau 1 tuir Distritu	24
9. Proporsan Profesór-Alunu (PPA) tuir Nivel Ensinu no Distritu	26
10. Medida Klase Média tuir Nivel Ensinu no Distritu	28

2. Progresan no Konkluzan31

1. Taxa Promosaun (TP) (%) tuir grau	32
2. Taxa Tranzisaun (TT) (%) hosi Nivel Primáriu to'o Pre-Sekundáriu no hosi Nivel Pre-Sekundáriu to'o Sekundáriu tuir Distritu	34
3. Persentajen hosi Repetente tuir Nivel Ensinu no Grau	37
4. Taxa Repetisaun (TR) tuir Nivel Ensinu, Grau no Distritu	40
5. Taxa Abandona Eskola (TAE) tuir Nivel Ensinu, Grau no Distritu	45

3. Rekursu sira.....51

1. Númeru no Persentajen Eskola Atuál sira hanesan Instituisaun	52
2. Númeru no Persentajen Eskola tuir Nivel Ensinu	55
3. Númeru no Persentajen hosi Eskola tuir Númeru Tinan hosi Konstrusaun Eskola to'o 2012.....	58
4. Númeru no Persentajen Profesór sira tuir Nivel Ensinu	59
5. Númeru no Persentajen Profesór sira, tuir Kualifikasaun	62
6. Númeru no Persentajen Profesór sira, tuir Tinan Hanorin	66
7. Númeru no Persentajen Profesór sira, tuir Grupu Idade	67
8. Númeru no Persentajen Eskola sira ho Fonte Bee-hemu tuir Nivel Ensinu	69
9. Númeru no Persentajen hosi Eskola sira ho Asesu ba Fasilidade Sentina tuir Nivel Ensinu	71

Aneksu73

Lista Figura

Timor-Leste Haree Lalais

Figura B-1	Populasaun Timor-Leste tuir Grupu Idade iha 2012	xvi
------------	--------------------------------------------------------	-----

1. Asesu ba Eskola

Figura 1-1	Númeru Estudante sira iha Eskola Públika no Privada (Primária, Pre-Sekundária no Sekundária) iha 2008/2009, 2010, 2011 no 2012	3
Figura 1-2	Númeru Inskrisaun Primária, Pre-Sekundária no Sekundária iha Eskola Públika no Privada sira hosi 2008/2009 to'o 2012	3
Figura 1-3	Númeru Estudante sira Matrikuladu no Proporsaun (%) hosi Feto ho Mane tuir Seksu, Tipu Eskola no Nivel Ensinu iha 2012	4
Figura 1-4	Númeru Estudante sira Matrikuladu tiur Grau (Eskola Públika no Privada Hamutuk) iha 2008/2009, 2010, 2011 no 2012	6
Figura 1-5	Proporsaun (%) hosi Feto no Mane sira tuir Nivel Eskola (Eskola Públika no Privada Hamutuk) iha 2010, 2011 no 2012	7
Figura 1-6	Númeru Estudante Matrikuladu no Proporsaun (%) hosi Feto no Mane tuir Nivel Eskola (Eskola Públika no Privada Hamutuk) no tuir Seksu iha 2012	7
Figura 1-7	Númeru Estudante Matrikuladu no Proporsaun (%) hosi Feto no Mane tuir Grau (Eskola Públika no Privada Hamutuk) no tuir Seksu iha 2012	8
Figura 1-8	Distribuisaun Idade hosi Estudante sira tuir Grau (Eskola Públika no Privada Hamutuk) iha 2012	10
Figura 1-9	Distribuisaun Idade hosi Estudante Idade Eskolár Ofisiál tuir Grau (Eskola Públika no Privada Hamutuk) iha 2011 no 2012	10
Figura 1-10	Taxa Inskrisaun Brutu Nivel Nasionál tuir Siklu 1, Siklu 2, Primáriu (Siklu 1 & 2), Pre-Sekundáriu (Siklu 3) no Sekundáriu (Eskola Públika no Privada Hamutuk) iha 2010, 2011 no 2012	12
Figura 1-11	Taxa Inskrisaun Brutu tuir Siklu 1, Siklu 2, Primáriu (Siklu 1 & 2) (Eskola Públika no Privada Hamutuk) tuir Distritu iha 2011 no 2012	12
Figura 1-12	Taxa Inskrisaun Brutu tuir Pre-Sekundáriu (Siklu 3) no Sekundáriu (Eskola Públika no Privada Hamutuk) tuir Distritu iha 2011 no 2012	13
Figura 1-13	Taxa Inskrisaun Brutu Nivel Nasionál tuir Seksu no tuir Siklu 1, Siklu 2, Primáriu (Siklu 1 & 2), Pre-Sekundáriu (Siklu 3) no Sekundáriu (Eskola Públika no Privada Hamutuk) iha 2010, 2011 no 2012, no Índise Paridade Jéneru iha 2012	13
Figura 1-14	Taxa Inskrisaun Líkidu Nasionál tuir Siklu 1, Siklu 2, Primáriu (Siklu 1 & 2), Pre-Sekundáriu (Siklu 3) no Sekundáriu (Eskola Públika no Privada Hamutuk) iha 2010, 2011 no 2012	15
Figura 1-15	Taxa Inskrisaun Líkidu tuir Siklu 1, Siklu 2, no Primáriu (Siklu 1 & 2) (Eskola Públika no Privada Hamutuk) tuir Distritu iha 2011 no 2012	16
Figura 1-16	Taxa Inskrisaun Líkidu tuir Pre-Sekundáriu (Siklu 3) no Sekundáriu (Eskola Públika no Privada Hamutuk) tuir Distritu iha 2011 no 2012	16
Figura 1-17	TIL tuir Seksu no tuir Siklu 1, Siklu 2, Primáriu (Siklu 1 & 2), Pre-Sekundáriu (Siklu 3) no Sekundáriu (Eskola Públika no Privada Hamutuk) iha 2010, 2011 no 2012, no Índise Paridade Jéneru iha 2012	17
Figura 1-18	Persentajen hosi Estudante Idade Eskolár Ofisiál iha Eskola no Taxa Labarik Sai Hosi Sistema (%), Siklu 1 & 2 (Nivel Primáriu, idade 6-11), Siklu 3 (Pre-Sekundáriu, idade 12-14) no Nivel Sekundáriu (idade 15-17) iha 2011 no 2012	19

Figura 1-19	Taxa Inskrisaun Líkidu Ajustadu no Taxa Labarik Sai Hosi Sistema (%), Siklu 1 & 2 (Nivel Primáriu, idade 6-11) iha 2012	20
Figura 1-20	Persentajen hosi Estudante Idade Pre-Sekundáriu iha Eskola no Taxa Labarik Sai Hosi Sistema (%), Siklu 3 (Nivel Pre-Sekundáriu, idade 12-14) iha 2012	20
Figura 1-21	Persentajen hosi Estudante Idade Sekundáriu iha Eskola no Taxa Labarik Sai Hosi Sistema (%), Nivel Sekundáriu (idade 15-17) iha 2012	21
Figura 1-22	Persentajen hosi Estudante Idade Eskolár Ofisiál iha Eskola no Taxa LSHS (%) tuir Nivel Eskola (idade 6-14) iha 2012	21
Figura 1-23	Komparasaun hosi Taxa Matrikula Líkida 2010, 2011 no 2012 tuir Distritu no Nivel Nasionál	22
Figura 1-24	Taxa Inskrisaun Líkidu tuir Seksu, no Índise Paridade Jéneru (IPJ) ba TIL tuir Distritu iha 2012.....	23
Figura 1-25	Komparasaun hosi Taxa Inskrisaun Aparente 2010, 2011 no 2012 tuir Distritu	24
Figura 1-26	Taxa Inskrisaun Aparente tuir Seksu no Índise Paridade Jéneru (IPJ) ba TIA iha 2012	25
Figura 1-27	Proporsaun Profesór-Alunu iha Eskola Primária, Eskola Bázika Sentrá, Pre-Sekundária no Sekundária iha 2012	27
Figura 1-28	Medida Klase Média iha Eskola Primária Públika no Privada sira (Siklu 1 & 2) iha 2012	29
Figura 1-29	Medida Klase Média iha Eskola Pre-Sekundária Públika no Privada sira (Siklu 3) iha 2012.....	29
Figura 1-30	Medida Klase Média iha Eskola Sekundária Públika no Privada sira iha 2012.....	30

2. Progresan no Konkluzan

Figura 2-1	Taxa Promosaun Nivel Nasionál hosi Estudante Primáriu, Pre-Sekundáriu no Sekundáriu sira iha 2011 no 2012.....	33
Figura 2-2	Taxa Promosaun Nivel Nasionál tuir Seksu no Índise Paridade Jéneru (IPJ) iha 2012.....	33
Figura 2-3	Taxa Tranzisaun Nivel Nasionál hosi Nivel Ensinu Primáriu to'o Pre-Sekundáriu no Pre-Sekundáriu to'o Sekundáriu iha 2010, 2011 no 2012.....	34
Figura 2-4	Taxa Tranzisaun hosi Nivel Ensinu Primáriu to'o Pre-Sekundáriu no Pre-Sekundáriu to'o Sekundáriu tuir Distritu sira iha 2011 no 2012	35
Figura 2-5	Taxa Tranzisaun Nivel Nasionál hosi Nivel Ensinu Primáriu to'o Pre-Sekundáriu no Pre-Sekundáriu to'o Sekundáriu tuir Seksu iha 2010, 2011 no 2012	36
Figura 2-6	Persentajen hosi Repetente Nivel Nasionál tuir Siklu 1, Siklu 2, Primáriu (Siklu 1 & 2), Pre-Sekundáriu (Siklu 3) no Sekundáriu (Eskola Públika no Privada Hamutuk) iha 2011 no 2012.....	37
Figura 2-7	Persentajen Repetente Nivel Nasionál tuir Grau iha 2011 no 2012	39
Figura 2-8	Persentajen Repetent tiur Seksu no tuir Siklu 1, Siklu 2, Primáriu (Siklu 1 & 2), Pre-Sekundáriu (Siklu 3) no Sekundáriu (Eskola Públika no Privada Hamutuk) iha 2011 no 2012.....	39
Figura 2-9	Taxa Repetisaun Nivel Nasionál tuir Siklu 1, Siklu 2, Primáriu (Siklu 1 & 2), Pre-Sekundáriu (Siklu 3) no Sekundáriu (Eskola Públika no Privada Hamutuk) iha 2011 no 2012	40
Figura 2-10	Taxa Repetisaun Nivel Nasionál tuir Grau iha 2011 no 2012	41
Figura 2-11	Taxa Repetisaun tuir Distritu iha Eskola Primária sira (Siklu 1 & 2) iha 2010, 2011 no 2012.....	42
Figura 2-12	Taxa Repetisaun tuir Distritu iha Eskola Pre-Sekundária sira (Siklu 3) iha 2010, 2011 no 2012.....	43
Figura 2-13	Taxa Repetisaun tuir Distritu iha Eskola Sekundária sira iha 2010, 2011 no 2012	43

Figura 2-14	Taxa Repetisaun Nivel Nasionál tuir Seksu no tuir Siklu 1, Siklu 2, Primáriu (Siklu 1 & 2), Pre-Sekuundáriu (Siklu 3) no Sekundáriu iha 2010, 2011 no 2012 (Eskola Públika no Privada Hamutuk).....	44
Figura 2-15	Taxa Abandona Eskola Nivel Nasionál tuir Siklu 1, Siklu 2, Primáriu (Siklu 1 & 2), Pre-Sekundáriu (Siklu 3) no Sekundáriu (Eskola Públika no Privada Hamutuk) iha 2011 no 2012.....	45
Figura 2-16	Taxa Abandona Eskola Nivel Nasionál tuir Grau iha 2011 no 2012.....	46
Figura 2-17	Taxa Abandona Eskola tuir Distritu iha Eskola Primária sira (Siklu 1 & 2) iha 2010, 2011 no 2012.....	47
Figura 2-18	Taxa Abandona Eskola tuir Distritu iha Eskola Pre-Sekundária (Siklu 3) iha 2010, 2011 no 2012.....	48
Figura 2-19	Taxa Abandona Eskola tuir Distritu iha Eskola Sekundária sira iha 2010, 2011 no 2012.....	49
Figura 2-20	Taxa Abandona Eskola Nasionál tuir Seksu no tuir Siklu 1, Siklu 2, Primáriu (Siklu 1 & 2), Pre-Sekundáriu (Siklu 3) no Sekundáriu (Eskola Públika no Privada Hamutuk) iha 2010, 2011 no 2012	49

3. Rekursu sira

Figura 3-1	Númeru Eskola Atuál (Nivel Nasionál tuir Tipu Eskola no Nivel Ensinu.....	53
Figura 3-2	Númeru Eskola Atuál tuir Tipu Eskola, tuir Nivel Ensinu no tuir Distritu.....	53
Figura 3-3	Kompozisaun Eskola Públika no Privada sira (Siklu 1&2&3 no Sekundáriu) tuir Distritu	54
Figura 3-4	Númeru Eskola (Nivel Nasionál) tuir Tipu Eskola no tuir Nivel Ensinu (Eskola Públika no Privada Hamutuk)	56
Figura 3-5	Númeru Eskola tuir Tipu Eskola, tuir Nivel Ensinu (Eskola Públika no Privada Hamutuk) no tuir Distritu.....	56
Figura 3-6	Kompozisaun Eskola Públika no Privada sira tuir Nivel Ensinu no Distritu	57
Figura 3-7	Númeru Eskola Atuál tuir Númeru Tinan hosi Konstrusaun Eskola to'o 2012	58
Figura 3-8	Númeru Atuál no Persentajen Profesór sira tuir Seksu iha Eskola Primária (Siklu 1 & 2), Eskola Bázika, Pre-Sekundária (Siklu 3) no Sekundária	60
Figura 3-9	Númeru Atuál hosi Profesór no Proporsaun Alunu/Profesór tuir Distritu iha Eskola Primária, Eskola Bázika, Pre-Sekundária no Sekundária	61
Figura 3-10	Proporsaun hosi Profesór sira (Iha Nivel Eskola Hotu) tuir Kualifikasaun no tuir Distritu iha 2012.....	63
Figura 3-11	Proporsaun hosi Profesór sira (Nivel Ensinu Báziku) tuir Kualifikasaun no tuir Distritu iha 2012.....	64
Figura 3-12	Proporsaun hosi Profesór sira (Nivel Ensinu Sekundáriu) tuir Kualifikasaun no tuir Distritu iha 2012.....	65
Figura 3-13	Proporsaun hosi Profesór sira (Nivel Ensinu Hotu) tuir Tinan Hanorin Ona no tuir Distritu iha 2012.....	66
Figura 3-14	Proporsaun hosi Profesór sira tuir Grupu Idade iha 2012.....	68
Figura 3-15	Proporsaun (%) hosi Eskola sira tuir Fonte Bee-Hemu no Tipu Eskola.....	69
Figura 3-16	Proporsaun hosi Eskola sira (Públika no Privada) iha Eskola Ensinu Báziku no Sekundáriu sira tuir Fonte Bee-Hemu iha 2012.....	70
Figura 3-17	Proporsaun (%) hosi Eskola sira tuir Kondisaun Sentina no Tipu Eskola	71
Figura 3-18	Proporsaun (%) hosi Eskola sira iha Nivel Ensinu Báziku no Sekundáriu tuir Kondisaun Sentina no Distritu iha 2012	72

Lista Tabela

Tabela A-1	Sumáriu hosi Indikadór Edukasaun ba Timor-Leste (2012).....	xii
Tabela C-1	Estrutura Sistema Eskola Formál iha Timor-Leste	xvii
Tabela 1	Populasaun tuir Seksu no Idade (2012).....	74
Tabela 2	Populasaun tuir Grupu Idade no Distritu (2012)	75
Tabela 3	Númeru Feto no Mane Primáriu, Pre-Sekundáriu no Sekundáriu Matrikuladu tuir Siklu no Nivel Ensinu (2012).....	76
Tabela 4	Númeru Feto no Mane Primáriu, Pre-Sekundáriu no Sekundáriu Matrikuladu tuir Tipu Instituisaun (2012).....	77
Tabela 5	Númeru Feto no Mane Primáriu, Pre-Sekundáriu no Sekundáriu Matrikuladu tuir Grau (2012)	85
Tabela 6	Proporsaun Feto ba Mane sira (%) iha Eskola Primária, Pre-Sekundária no Sekundária tuir Siklu no Grau (2008/2009, 2010, 2011, 2012)	90
Tabela 7	Distribuisaun Idade hosi Feto no Mane Eskola Primária tuir Grau no Siklu (2012).....	92
Tabela 8	Distribuisaun Idade hosi Feto no Mane Eskola Pre-Sekundária tuir Grau no Siklu (2012)	104
Tabela 9	Distribuisaun Idade hosi Feto no Mane Eskola Sekundária tuir Grau no Siklu (2012).....	110
Tabela 10	Persentajen (%) Distribuisaun Idade ba Estudante Primáriu sira tuir Grau no Siklu (2012)	116
Tabela 11	Persentajen (%) Distribuisaun Idade ba Estudante Pre-Sekundáriu sira tuir Grau no Siklu (2012) (2012)	119
Tabela 12	Persentajen (%) Distribuisaun Idade ba Estudante Sekundáriu sira tuir Grau no Siklu (2012).....	120
Tabela 13	Inskrisaun Brutu: Númeru Estudante La Haree ba Idade; Populasaun hosi Labarik Idade Eskolár; no TIB (%) iha Eskola Primária, Pre- Sekundária no Sekundária sira (2012)	121
Tabela 14	Inskrisaun Líkidu: Númeru Estudante ho Idade Nivel Eskola Ofisiál; Populasaun hosi Labarik Idade Eskolár; no TIL (%) iha Eskola Primária, Pre-Sekundária no Sekundária sira (2012).....	124
Tabela 15	Persentajen hosi Labarik Idade Eskolár Ofisiál ba Primáriu, Pre-Sekundáriu, no Sekundáriu iha Eskola no Taxa Labarik Sai Hosi Sistema (LSHS) (%) (2012)	127
Tabela 16	Taxa Matrikula Líkida (TML) ba Feto no Mane Primáriu (%) no Índise Paridade Jéneru (IPJ) (%) (2012)	128
Tabela 17	Taxa Matrikula Aparente (TMA) ba Feto no Mane Primáriu (%) no Índise Paridade Jéneru (IPJ) (%) (2012)	129
Tabela 18	Proporsaun Profesór-Alunu iha Eskola Primária, Eskola Bázika, Pre- Sekundária no Sekundária sira (2012)	130
Tabela 19	Númeru Estudante Matrikuladu, Númeru Klase no Medida Klase Média iha Eskola Primária, Pre-Sekundária no Sekundária tuir Tipu Instituisaun (2012)	131
Tabela 20	Númeru Feto no Mane Eskola Primária, Pre-Sekundária no Sekundária Promove Tiha Ona tuir Grau (Tinan Eskolár nia Ikus) (2012)	134
Tabela 21	Taxa Promosaun (%) hosi Feto no Mane Eskola Primária, Pre-Sekundária no Sekundária tuir Grau (Tinan Eskolár nia Ikus) (2012)	136
Tabela 22	Taxa Tranzisaun (%) hosi Nivel Primáriu to'o Pre-Sekundáriu no Hosi Nivel Pre-Sekundáriu to'o Sekundáriu (2012)	138
Tabela 23	Númeru Estudante Repetente iha Eskola Primária, Pre-Sekundária no Sekundária tuir Grau no Siklu (Tinan Eskolár nia Oin) (2012)	139
Tabela 24	Persentajen (%) hosi Repetente sira iha Eskola Primária, Pre-Sekundária no Sekundária tuir Grau no Siklu (Tinan Eskolár nia Oin) (2012)	143
Tabela 25	Númeru Estudante Repetente iha Eskola Primária, Pre-Sekundária no Sekundária tuir Grau no Siklu (Tinan Eskolár nia Oin) (2012)	145

Tabela 26	Taxa Repetisaun ba Feto no Mane (%) iha Eskola Primária, Pre-Sekundária no Sekundária tuir Grau no Siklu (Tinan Eskolár nia Ikus) (2012).....	149
Tabela 27	Númeru Estudante ne'ebé Abandona Eskola iha Eskola Primária, Pre-Sekundária no Sekundária tuir Grau no Siklu (Tinan Eskolár nia Ikus) (2012).....	151
Tabela 28	Taxa Abandona Eskola ba Feto no Mane (%) iha Eskola Primária, Pre-Sekundária no Sekundária tuir Grau no Siklu (Tinan Eskolár nia Ikus) (2012).....	155
Tabela 29	Númeru Atuál ba Instituisaun Eskola Primária, Pre-Sekundária (Ensinu Báziku) no Sekundária tuir Públika no Privada (2012).....	157
Tabela 30	Númeru Eskola Primária, Pre-Sekundária no Sekundária tuir Nivel Ensinu no tuir Públika no Privada (Inklui kontajen multiplu ba eskola sira ne'ebé oferese liu nivel ensinu ida-de'it) (2012).....	158
Tabela 31	Númeru Fatin Eskola Primária, Pre-Sekundária no Sekundária (Instituisaun) tuir Tinan hosi Konstrusaun to'ó 2012.....	159
Tabela 32	Proporsaun (%) hosi Fatin Eskola Primária, Pre-Sekundária no Sekundária (Instituisaun) tuir Tinan hosi Konstrusaun to'ó 2012.....	162
Tabela 33	Númeru Profesór sira iha Eskola Primária, Eskola Bázika, Pre-Sekundária no Sekundária (2012)	165
Tabela 34	Númeru Profesór sira iha Eskola Primária, Eskola Bázika, Pre-Sekundária no Sekundária tuir Kualifikasaun (2012)	167
Tabela 35	Númeru Profesór sira iha Eskola Primária, Eskola Bázika, Pre-Sekundária no Sekundária tuir Tinan Hanorin (2012).....	170
Tabela 36	Númeru Totál hosi Profesór sira iha Eskola Primária, Eskola Bázika, Pre-Sekundária no Sekundária tuir Grupu Idade (2012).....	172
Tabela 37	Númeru Eskola ho Fonte Bee-Hemu (2012)	174
Tabela 38	Proporsaun (%) hosi Eskola ho Fonte Bee-Hemu (2012)	176
Tabela 39	Númeru Eskola tuir Kondisaun Sentina iha Eskola Ensinu Báziku no Sekundáriu, Públika no Privada (2012)	178
Tabela 40	Proporsaun hosi Eskola tuir Kondisaun Sentina iha Eskola Ensinu Báziku no Sekundáriu, Públika no Privada (2012)	180

Timor-Leste Haree Lalais

A. Indikadór Edukasaun nian

Tabela A-1 Sumáriu hosi Indikadór Edukasaun ba Timor-Leste (2012)

Indikadór Edukasaun	2012		
	Feto	Mane	Totál
Númeru Estudante Matrikuladu Eskola Públika	142 601	152 755	295 356
Primáriu (Siklu 1 & 2)	101 663	110 219	211 882
Pre-Sekundáriu (Siklu 3)	24 511	25 279	49 790
Sekundáriu	16 427	17 257	33 684
Númeru Estudante Matrikuladu Eskola Privada	30 223	30 881	61 104
Primáriu (Siklu 1 & 2)	15 751	17 405	33 156
Pre-Sekundáriu (Siklu 3)	6 847	6 457	13 304
Sekundáriu	7 625	7 019	14 644
Númeru Estudante Matrikuladu tuir Grau no Siklu			
Grau 1	26 060	29 325	55 385
Grau 2	22 121	24 867	46 988
Grau 3	21 951	23 747	45 698
Grau 4	18 272	19 996	38 268
Siklu 1 (Grau 1-4)	88 404	97 935	186 339
Grau 5	15 766	16 349	32 115
Grau 6	13 244	13 340	26 584
Siklu 2 (Grau 5-6)	29 010	29 689	58 699
Primáriu (Siklu 1 & 2)	117 414	127 624	245 038
Grau 7	10 899	11 381	22 280
Grau 8	10 410	10 306	20 716
Grau 9	10 049	10 049	20 098
Pre-Sekundáriu (Siklu 3)	31 358	31 736	63 094
Grau 10	8 776	8 817	17 593
Grau 11	8 010	8 036	16 046
Grau 12	7 266	7 423	14 689
Sekundáriu	24 052	24 276	48 328
Taxa Inskrisaun Brutu (%)			
Siklu 1	143.38	148.63	146.09
Siklu 2	102.74	97.00	99.76
Primáriu (Siklu 1 & 2)	130.62	132.25	131.46
Pre-Sekundáriu (Siklu 3)	78.91	73.82	76.26
Sekundáriu	64.39	61.62	62.97
Taxa Inskrisaun Líkidu (%)			
Siklu 1	91.10	89.69	90.37
Siklu 2	40.72	31.72	36.04
Primáriu (Siklu 1 & 2)	95.21	93.09	94.11
Pre-Sekundáriu (Siklu 3)	37.45	30.02	33.59
Sekundáriu	27.92	21.78	24.77
Labarik Sai Hosi Sistema (%)			
Idade Eskola Primária (Idade 6-11)	4.17	6.54	5.40
Idade Eskola Pre-Sekundária (Idade 12-14)	13.48	14.31	13.91
Idade Eskola Sekundária (Idade 15-17)	29.90	32.17	31.06
Taxa Matrícula Líkida (%)	34.09	33.25	33.66

Taxa Matrikula Aparente (%)	106.26			105.30			105.76		
Proporsauñ Profesór-Alunu	Públika			Privada			Totál		
Primáriu	39.12			40.38			39.32		
Eskola Bázika	30.38			N/A			30.38		
Pre-Sekundáriu	23.14			41.74			38.26		
Sekundáriu	23.44			52.49			28.16		
Medida Klase Média	Públika			Privada			Totál		
	F	M	T	F	M	T	F	M	T
Siklu 1	15	16	31	14	16	30	15	16	31
Siklu 2	13	13	27	13	14	27	13	13	27
Primáriu (Siklu 1 & 2)	14	16	30	14	15	29	14	16	30
Pre-Sekundáriu (Siklu 3)	19	20	38	19	18	37	19	19	38
Sekundáriu	25	26	51	25	23	48	25	25	50
Taxa Promosaun (%)	Feto			Mane			Totál		
Grau 1 to'o 2	62.91			57.84			60.23		
Grau 2 to'o 3	77.14			72.88			74.89		
Grau 3 to'o 4	80.38			75.25			77.71		
Grau 4 to'o 5	83.84			79.49			81.57		
Grau 5 to'o 6	88.58			83.48			85.98		
Grau 7 to'o 8	93.05			88.44			90.70		
Grau 8 to'o 9	93.05			89.12			91.10		
Grau 10 to'o 11	92.31			90.46			91.38		
Grau 11 to'o 12	92.46			92.25			92.35		
Taxa Tranzisaun (%)									
Primáriu to'o Pre-Sekundáriu	76.25			73.31			74.77		
Pre-Sekundáriu to'o Sekundáriu	73.61			70.28			71.94		
% Repetente hosi númeru alunu totál matrikuladu iha inísia tinan eskolár									
Grau 1	33.56			37.46			35.62		
Grau 2	16.93			21.93			19.58		
Grau 3	12.10			16.12			14.19		
Grau 4	8.60			12.18			10.47		
Siklu 1 (Grau 1-4)	18.91			23.18			21.15		
Grau 5	5.02			8.14			6.60		
Grau 6	2.64			4.16			3.40		
Siklu 2 (Grau 5-6)	3.93			6.35			5.15		
Primáriu (Siklu 1 & 2)	15.21			19.27			17.32		
Grau 7	2.83			5.43			4.16		
Grau 8	2.01			3.98			2.99		
Grau 9	2.59			2.64			2.61		
Pre-Sekundáriu (Siklu 3)	2.48			4.07			3.28		
Grau 10	1.01			1.91			1.46		
Grau 11	0.74			0.92			0.83		
Grau 12	0.81			1.15			0.98		
Sekundáriu	0.86			1.35			1.10		
Taxa Repetisaun (%) no Taxa Abandona Eskola (%) iha finál tinan eskolár									
	Feto			Mane			Totál		
	TR	TAE		TR	TAE		TR	TAE	
Grau 1	30.81	3.47		35.35	3.88		33.21	3.69	
Grau 2	17.74	2.01		21.51	2.45		19.74	2.24	
Grau 3	14.10	2.06		18.49	2.57		16.38	2.33	
Grau 4	10.39	1.62		13.55	2.75		12.04	2.21	

Siklu 1 (Grau 1-4)	19.1 7	2.37	23.30	2.97	21.34	2.69
Grau 5	6.62	2.08	10.16	3.03	8.42	2.57
Grau 6	4.24	1.15	5.08	1.75	4.66	1.45
Siklu 2 (Grau 5-6)	5.53	1.65	7.88	2.46	6.72	2.06
Primáriu (Siklu 1 & 2)	15.8 0	2.19	19.71	2.85	17.84	2.54
Grau 7	2.43	1.95	5.01	2.98	3.75	2.48
Grau 8	1.71	2.58	3.25	3.67	2.48	3.12
Grau 9	3.22	1.07	3.99	0.86	3.61	0.97
Pre-Sekundáriu (Siklu 3)	2.45	1.88	4.12	2.53	3.29	2.21
Grau 10	0.81	3.82	1.66	3.97	1.23	3.89
Grau 11	0.42	3.80	0.97	2.73	0.70	3.26
Grau 12	0.92	0.29	1.04	0.36	0.98	0.33
Sekundáriu	0.72	2.74	1.24	2.46	0.98	2.60
Númeru Eskola Atuál	Públika		Privada		Totál	
Ensinu Báziku	1 081		187		1 268	
Sekundáriu	56		40		96	
Totál	1 137		227		1 364	
Númeru Eskola tuir Nivel Edukasaun	Públika		Privada		Totál	
Primáriu	982		142		1 124	
Pre-Sekundáriu	197		53		250	
Sekundáriu	56		40		96	
Númeru Profesór	Feto		Mane		Totál	
Primáriu	2 042		3 337		5 379	
Eskola Públika	1 642		2 910		4 552	
Eskola Privada	400		427		827	
Eskola Bázika	830		1 867		2 697	
Eskola Públika	830		1 867		2 697	
Eskola Privada	N/A		N/A		N/A	
Pre-Sekundáriu	124		261		385	
Eskola Públika	15		57		72	
Eskola Privada	109		204		313	
Sekundáriu	458		1 258		1 716	
Eskola Públika	378		1 059		1 437	
Eskola Privada	80		199		279	
Númeru Profesór tuir Kualifikasaun						
Primáriu (La kompletu)	0		0		0	
Primáriu (Kompletu)	88		159		247	
Pre-Sekundáriu (La kompletu)	4		8		12	
Pre-Sekundáriu (Kompletu)	49		89		138	
Sekundáriu (La kompletu)	61		117		178	
Sekundáriu (Kompletu)	1 722		3 248		4 970	
Graduadu Koléjiu	1 062		1 968		3 030	
Graduadu Universidade	442		1 073		1 515	
Dadus La Disponivel	26		61		87	
Númeru Profesór tuir Númeru Tinan Hanorin						
To'o tinan 5	1 002		1 137		2 139	
Tinan 6 – 10	943		1 911		2 854	
Tinan 11 – 15	1 438		3 571		5 009	
Tinan 16 – 20	0		3		3	
Tinan 21 – 25	7		34		41	
Tinan 26 – 30	4		9		13	
Liu Tinan 30	9		11		20	
Dadus La Disponivel	51		47		98	
Númeru Profesór tuir Grupu Idade						

To'o Tinan 25	12	9	21
Tinan 26 – 30	352	243	595
Tinan 31 – 35	540	719	1 259
Tinan 36 – 40	544	1 118	1 662
Tinan 41 – 45	617	1 310	1 927
Tinan 46 – 50	519	1 479	1 998
Tinan 51 – 55	429	914	1 343
Tinan 56 – 60	296	601	897
Liu Tinan 60	145	329	474
Laiha Dadus	0	1	1
Númeru no Proporsaun Eskola ho Fonte Bee-Hemu	Iha Bee Kualidade Kontroladu	Laiha Bee Kualidade Kontroladu	N/A
Ensinu Báziku	759 (59.9%)	503 (39.7%)	5 (0.4%)
Ensinu Sekundáriu	62 (65.3%)	28 (29.5%)	5 (5.3%)
Númeru no Proporsaun Eskola no Kondisaun Sentina	Funsional	Parsialmen te Funsional	La Funsional / Laiha Sentina
Ensinu Báziku	510 (40.3%)	379 (29.9%)	378 (29.8%)
Ensinu Sekundáriu	45 (47.4%)	35 (36.8%)	15 (15.8%)

B. Populasaun

Medida Populasaun

Medida populasaun apresenta iha ne'e bazeia ba projesaun populasaun "Eskenáriu Rekomendadu" ba tinan 2012 tuir númeru populasaun sensus ajusta hosi Sensus 2010 hosi Diresaun Estatística Nasionál (DEN). Maski *Livru Anuál Estatístiku Edukasaun 2011* mak bazeia ba dadus populasaun ajusta hanesan de'it, kalkulasaun ba indikadór edukasaun sira iha *Livru Anuál Estatístiku Edukasaun 2010* mak bazeia ba dadus populasaun sensus la ajusta hosi Sensus 2010 (ho populasaun total 1.066.409) ne'ebé bele hamosu rezultadu kalkulasaun la hanesan. Nune'e, tenke kuidadu bainhira analiza tendénsia sira ne'e.

Projesaun populasaun ba tinan 2012 indika katak Timor-Leste iha populasaun 1.148.958, ka maizumenus porsentu 2,7 (abitante 30.208) aumenta hosi 2011.

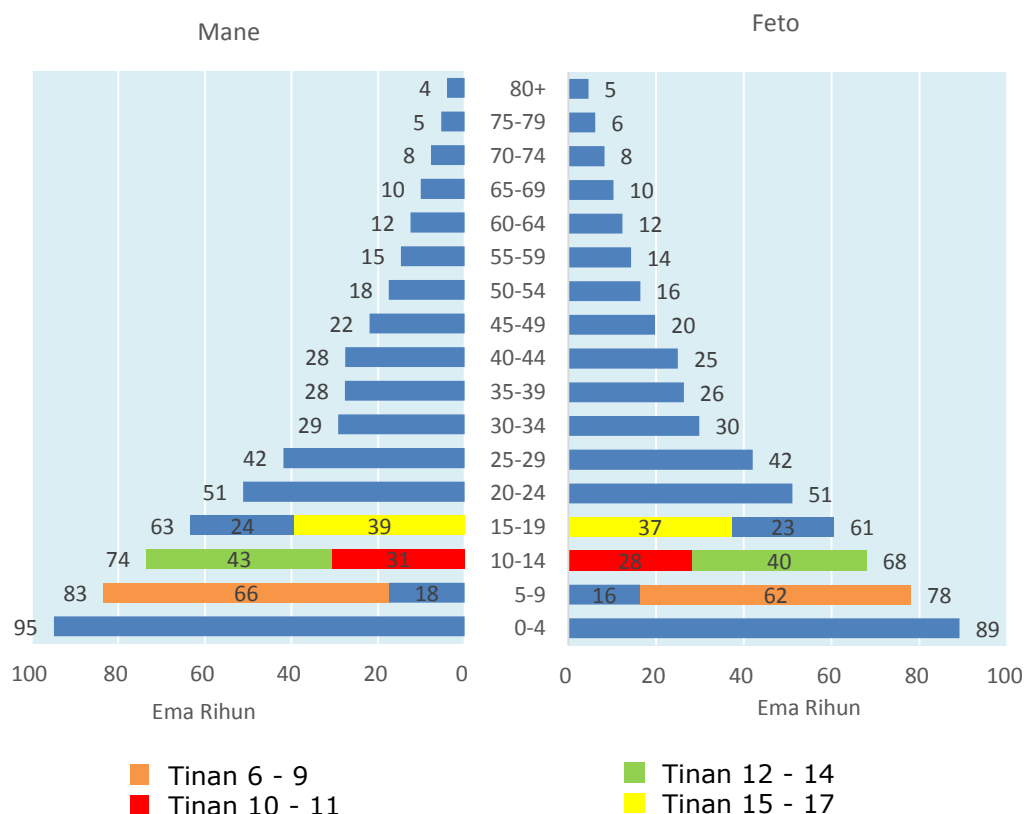
Mane sira iha Maioria

Mane sira sai hanesan maioria nafatin iha projesaun ba tinan 2012. Mane sira kompin porsentu 51,1 ka uitoan liu metade hosi populasaun Timor-Leste. Númeru mane hela aas liu feto sira iha maioria grupu idade exepu grupu idade 25-29, 30-34, 60-64, 70-74, 75-79 no 80 ba leten.

Populasaun Foin Sa'e

Populasaun ho idade to'o tinan 18 reprezenta liu metade ida hosi populasaun Timor-Leste nian (Figura B-1). Maizumenus porsentu 16,2 hosi populasaun ne'e nu'udar labarik idade eskola primária (186.387) no maizumenus porsentu hitu nu'udar labarik idade eskola pre-sekundária (82.737) no sekundária (76.748) respetivamente. Laiha mudansa boot iha proporsaun idade eskolár sira-ne'e kompara ho tinan 2011 nian.

Figura B-1 Populasaun Timor-Leste tuir Grupu Idade iha 2012



Bazeia ba Tabela 1 no 2 iha Aneksu.

C. Estrutura Edukasaun Formál iha Timor-Leste

Sistema edukasaun formál (Tabela C-1) hahú hosi edukasaun pre-eskolár ne'ebé la obrigatóriu.

Ensinu báziku tuir kedas edukasaun pre-eskolár. Ne'e obrigatóriu, gratuitu, no kobre tinan eskolaridade tinan sia dahuluk (nivel primáriu no pre-sekundáriu).

Ensinu báziku kobre siklu tolu:

Siklu 1: grau 1 – 4;

Siklu 2: grau 5 – 6; no

Siklu 3: grau 7 – 9.

Artikulasaun entre siklu tolu ne'e halo tuir sekuénsia progresivu, ho siklu ida-idak responsavel atu kompleta, habelar no haluan siklu ida uluk, iha perspetiva unidade global ensinu báziku nia laran. Siklu 1 no siklu 2 ka grau 1 to'o 6 ne'e ekivalente ho nivel eskola primária. Siklu 3 ka grau 7 to'o 9 ne'e ekivalente ho nivel eskola pre-sekundária.

Tuir kedas ensinu báziku maka ensinu sekundáriu ho durasaun tinan tolu (grau 10-12). Estudante sira bele hili seraké atu kontinua sira-nia estudu liuhosi dalan akadémiku ka dalan profisionál. Tuir objetivu ida-ne'e, ensinu sekundáriu sei inklui dalan sekundáriu jerál no sekundáriu tékniku-profisionál. Estudante sira-ne'ebé kompleta ho susesu ensinu sekundáriu tékniku-profisionál sei simu, hamutuk ho diploma ensinu sekundáriu, sertifikadu formasaun profisionál nivel 4. Estudante hotu hotu ne'ebé kompleta ensinu sekundáriu jerál ka tékniku-profisionál bele aplika atu kontinua sira-nia estudu iha universidade públiku ka privadu, ne'ebé iha selesaun liuhosi Ezame Admisaun ida.

Estudante sira hosi ensinu sekundáriu jerál ka tékniku-profisionál ne'ebé la hetan fatin iha universidade, ka ne'ebé deside kontra dalan ne'e, bele aplika ba ensinu tékniku superiór. Estudante sira-ne'ebé, tanba kualkér Razaun, la kompleta ensinu sekundáriu jerál ka tékniku-profisionál maibé ne'ebé kompleta kursu formasaun profisionál nivel 4 nian, bele mós aplika ba ensinu tékniku superiór.

Tabela C-1 Estrutura Sistema Edukasaun Formál iha Timor-Leste

Kategoria Edukasaun iha Timor-Leste	Pre-Eskola	Ensinu Basiku			Sekundáriu	
		Primáriu		Pre-Sekundáriu		
Geral/Tékniku iha Timor-Leste	-	-	-	-	Geral	Tékniku
Kategoria Siklu iha Timor-Leste	-	Siklu 1	Siklu 2	Siklu 3	-	
Grau iha Timor-Leste	-	Grau 1 - 4	Grau 5 - 6	Grau 7 - 9	Grau 10 - 12	
Eskola Ofisial iha Timor-Leste	3 ba Idade Entrada iha Primáriu	6-9	10-11	12-14	15-17	

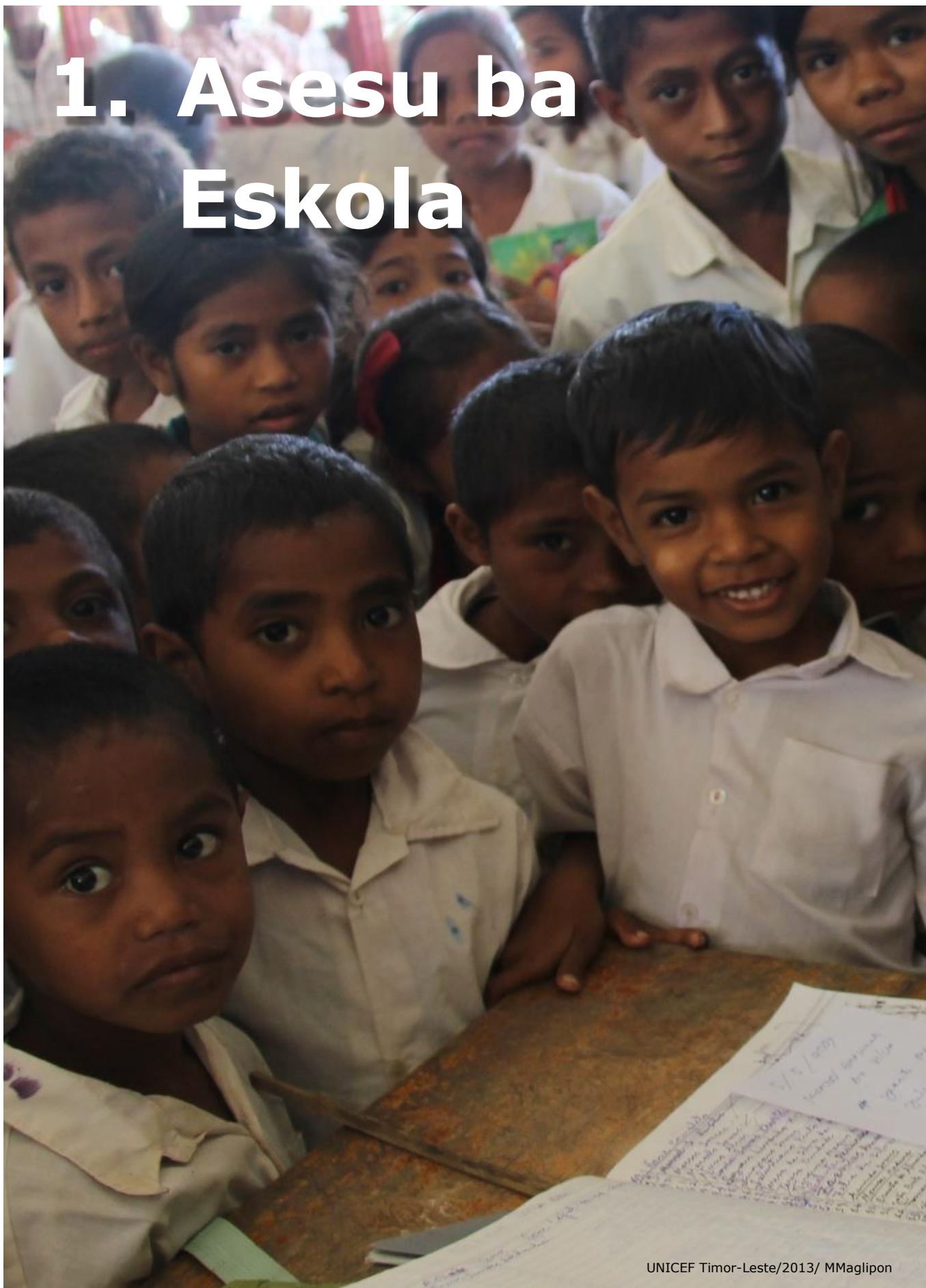
Liután, Timor-Leste uza sistema jestaun eskola tuir Konseitu "Eskola Bázika", ne'ebé hamosu organizaun tuir "agrupamentu" jeográfiku eskola sira-nian, ne'ebé kompostu hosi:

Eskola Bázika: boot no modernu, ho fatin iha sentru komunikaun ba agrupamentu, eskola hirak-ne'e fornese edukasaun ba Siklu 3 iha Ensinu Báziku (G1 to'o G9) ho facilidade infraestrutura extensivu. Iha Eskola Bázika ida ba kada agrupamentu eskola nian, maizumenus totál 202.

Eskola Filiál Medida Média: hirak-ne'e uluk hanesan "Eskola Primária" tradisionál, ne'ebé fornese edukasaun ba de'it Siklu 1 no 2 (G1 to'o G6). Iha número limitadu ba tipu eskola filiál sira iha agrupamentu ida-idak (maizumenus 3 to'o 7).

Eskola Filiál Medida Ki'ik: hirak-ne'e dalabarak nu'udar eskola remota ne'ebé normalmente fornese edukasaun ba Siklu 1 no iha asosiasaun diretamente ho Eskola Primária ida-ne'ebé besik. Ba agrupamentu ida-idak, iha estrutura jestaun ho nia fatin iha Eskola Bázika sira.

1. Asesu ba Eskola



UNICEF Timor-Leste/2013/ MMaglipon

1. *Númeru Estudante Matrikuladu tuir Tipu Instituisaun (haree Tabela 3 no 4 iha Aneksu)*

Iha tinan 2012, iha estudante na'in 356.460 iha eskola sira (primária, pre-sekundária no sekundária), estudante 5.981 tan ka aumentu maizumenus porsentu 1,7 kompara ho tinan 2011. Hosi estudante sira-ne'e, na'in 295.356 tuir eskola pública, no na'in 61.104 tuir eskola privada (Figura 1-1). Iha estudante na'in 245.038 iha eskola primária, estudante na'in 63.094 iha eskola pre-sekundária no estudante na'in 48.328 iha eskola sekundária. Iha estudante primáriu 2.817 liután, estudante pre-sekundáriu na'in 307 menus liután no estudante sekundáriu na'in 3.471 liután iha tinan 2012 kompara ho tinan 2011.

Tuir tipu instituisaun, proporsaun estudante sira matrikuladu iha eskola sira mak:

- Estudante primáriu na'in 211.882 iha eskola pública sira (estudante na'in 2.700 ka porsentu 1,3 barak liu duké tinan 2011);
- Estudante primáriu na'in 33.156 iha eskola privada sira (estudante na'in 117 ka porsentu 0,4 barak liu duké tinan 2011);
- Estudante pre-sekundáriu na'in 49.790 liután iha eskola pública sira (estudante na'in 367 ka porsentu 0,7 barak liu duké tinan 2011);
- Estudante pre-sekundáriu na'in 13.304 iha eskola privada sira (estudante na'in 674 ka porsentu 4,8 menus duké tinan 2011);
- Estudante sekundáriu na'in 33.684 iha eskola pública sira (estudante na'in 3.551 ka porsentu 11,8 barak liu duké tinan 2011);
- Estudante sekundáriu na'in 14.644 iha eskola privada sira (estudante na'in 80 ka porsentu 0,5 menus duké tinan 2011).

Hosi tinan 2008/09 to'o 2012, tendénsia aumenta badadaun nafatin iha númeru estudante sira iha nivel ida-idak no iha tipu eskola ida-idak (Figura 1-2). Númeru estudante hirak-ne'ebé matrikuladu iha ensinu bázik (Siklu 1 no 2) hamutuk ho pre-sekundáriu hatudu tendénsia aumenta badadaun hosi tinan 2007 ka maizumenus estudante porsentu 23,3 liután matrikuladu iha 2012 (estudante na'in 308.132) kompara ho tinan 2007/2008 (estudante na'in 249.838). Kompara tinan-ba-tinan, aumentu aas liu mak hosi tinan 2008/2009 to'o 2010, ho maizumenus estudante porsentu 9,1 (ka estudante na'in 24.421) tan matrikuladu iha tinan 2010 (estudante na'in 291.459). Aumentu menus liu hotu mak hosi tinan 2011 to'o 2012 ho maizumenus estudante porsentu 0,8 tan (estudante na'in 2.510) matrikuladu iha tinan 2012.

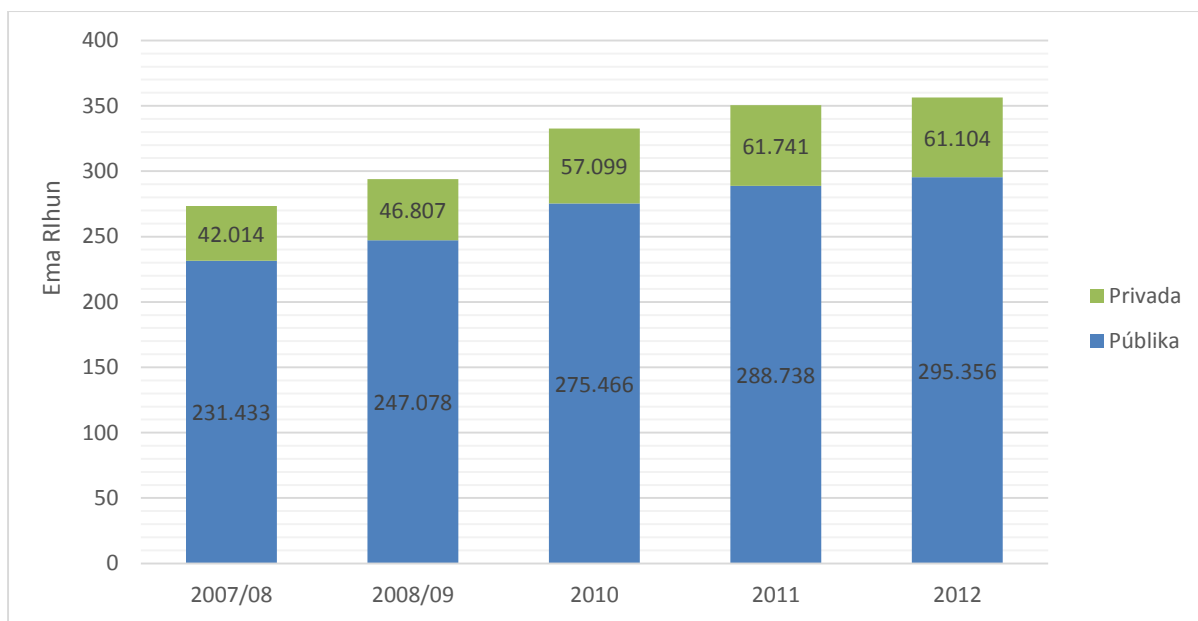
Eskola sekundária sira inklui eskola pública no privada jerál no téknika sira. Hosi totál estudante sekundáriu eskola pública na'in 33.684, estudante na'in 29.333 mak iha eskola sekundária jerál sira no estudante na'in 4.531 mak iha eskola sekundária téknika pública sira. Hosi estudante na'in 14.644 matrikuladu iha eskola sekundária privada sira, estudante na'in 13.015 mak iha eskola sekundária jerál privada no estudante na'in 1.629 mak iha eskola sekundária téknika privada sira.

Kompara ho tinan liubá, númeru estudante sira matrikuladu iha eskola sekundária pública iha tinan 2012 mak maizumenus porsentu 11,8 aas liu (estudante na'in 3.551 tan) duké tinan 2011. Iha sorin seluk, númeru estudante hirak-ne'ebé matrikuladu iha eskola sekundária privada mak uitoan menus tuir maizumenus porsentu 0,5 (estudante na'in 80).

Númeru estudante aas liután matrikuladu iha eskola sekundária pública iha tinan 2013 kompara ho 2011 mak relata ba distritu hotu hotu. Aumentu aas liu mak hatoo hosi Likisá (porsentu 25,2 tan kompara ho tinan 2011), tuirfali ho Covalima (porsentu 17,4 tan). Mezmuké Dili relata aumentu aas liu kompara ho distritu seluk ho estudante na'in 638 liután iha 2012, aumentu ne'e maizumenus porsentu 6,0 de'it. Aumentu menus liu mak iha Oecusse, ho porsentu 4,9 liután kompara ho tinan 2011.

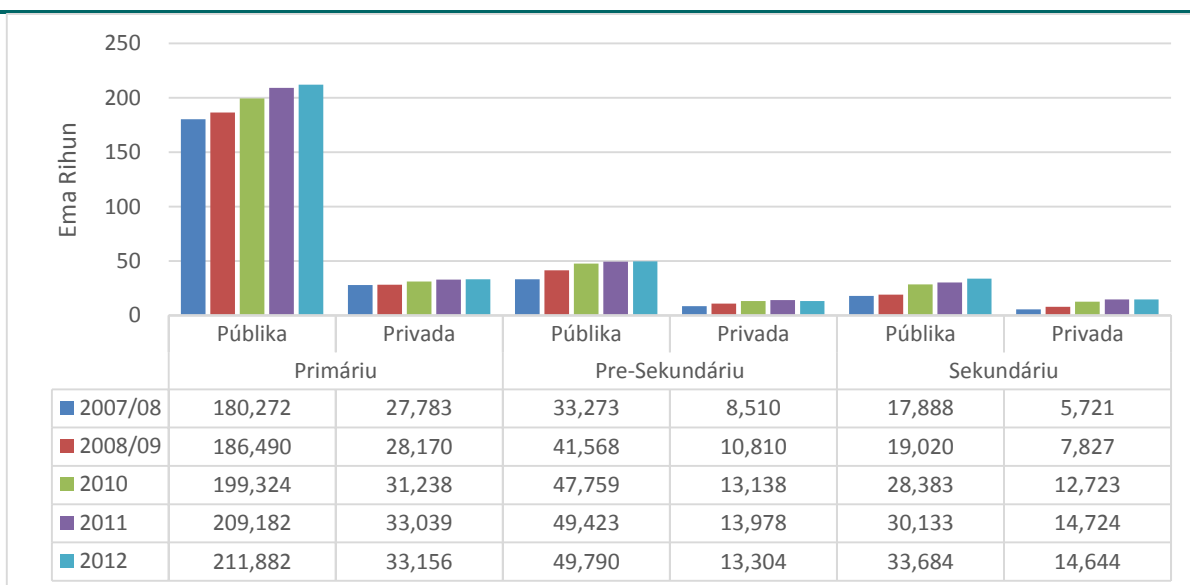
Ba eskola sekundária privada, distritu haat relata matríkula menús iha tinan 2012 kompara ho 2011. Sira mak: Covalima (porsentu 3,4 menús), Dili (porsentu 8,1 menús), Ermera (porsentu 9,6 menús) no Likisá (porsentu 11,8 menús). Iha sorin seluk, aumentu aas liu ba matríkula mak iha Bobonaro (porsentu 34,2 tan), tuirfali ho Aileu (porsentu 31,9 tan).

Figura 1-1 Númeru Estudante iha Eskola Públika no Privada (Primária, Pre-Sekundária no Sekundária) iha 2008/2009, 2010, 2011 no 2012



Bazeia ba Tabela 3 no 4 iha Aneksu no dados hosi Livru Anuál Estatístiku Edukasaun uluk nian.

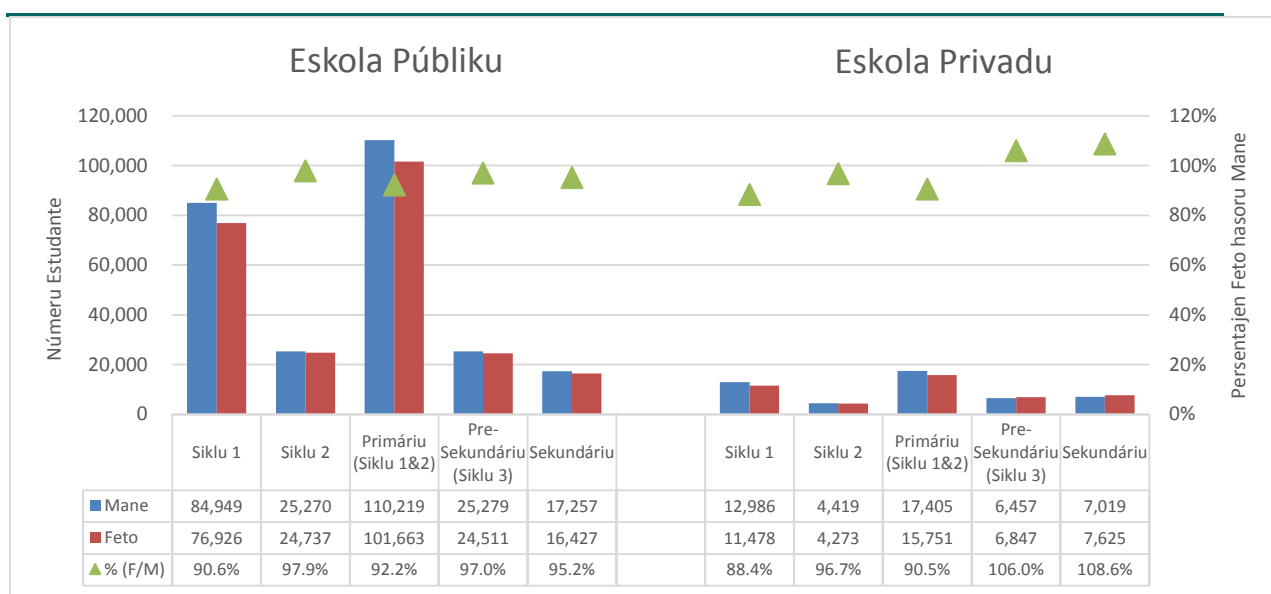
Figura 1-2 Númeru Matríkula Primáriu, Pre-Sekundáriu no Sekundáriu iha Eskola Públika no Privada hosi 2008/2009 to'o 2012



Bazeia ba Tabela 3 no 4 iha Aneksu no dados hosi Livru Anuál Estatístiku Edukasaun uluk nian.

Kona-ba perspetiva jéneru, proporsaun feto ba mane mak porsentu 92,2 iha eskola primária pública no porsentu 90,5 iha eskola primária privada sira (Figura 1-3). Iha eskola pre-sekundária persentajen mak aas liután duké iha eskola primária sira. Ne'e porsentu 97,0 iha eskola pre-sekundária pública no porsentu 106,0 iha eskola pre-sekundária privada sira. Iha eskola sekundária, proporsaun feto ba mane mak porsentu 95,2 iha eskola sekundária pública no 108,6 iha eskola sekundária privada sira.

Figura 1-3 Númeru Estudante Matrikuladu no Proporsaun (%) Feto ba Mane tuir Seksu, Tipu Eskola no Nivel Eskola iha 2012



Bazeia ba Tabela 3 iha Aneksu.

2. *Númeru Estudante Matrikuladu tuir Grau no Nivel Edukasaun (haree Tabela 3, 4, 5 no 6 iha Aneksu)*

Hosi totál estudante na'in 308.132 matrikuladu iha eskola primária no pre-sekundária sira, estudante na'in 245.038 (maizumenus porsentu 79,5) mak iha eskola primária no estudante na'in 63.094 (maizumenus porsentu 20,5) iha eskola pre-sekundária. Estudante sira iha grau tolu dahuluk eskola primária nian iha 2012 (estudante na'in 148.071) forma maizumenus porsentu 60,4 hosi estudante hotu hotu iha eskola primária (grau 1-6) no kuaze porsentu 48,1 hosi estudante primáriu no pre-sekundáriu sira (grau 1-9, Ensínu Báziku). Kompara ho númeru estudante primáriu sira iha 2011 (estudante na'in 242.221), iha aumentu porsentu 1,2 (na'in 2.817) ba númeru estudante primáriu sira iha 2012. Hanesan kontraste, iha estudante pre-sekundáriu (Siklu 3) porsentu 0,5 (na'in 307) menus iha 2012 (estudante na'in 63.094) kompara ho 2011 (estudante na'in 63.401). Ba ensínu sekundáriu, hosi estudante na'in 48.328 matrikuladu iha eskola sekundária, estudante na'in 17.593 (porsentu 36,4) tama iha grau 10, estudante na'in 16.046 (porsentu 33,2) iha grau 11 no estudante na'in 14.689 (porsentu 30,4) iha grau 12.

Tuir grau (Figura 1-4), númeru estudante sira iha grau 1 tun nafatin hosi 2011, liu estudante na'in 5.029 (porsentu 8,3) kompara ho 2011 ka estudante na'in 9.862 menus liu (porsentu 15,1) kompara ho 2010. Grau 2, 8 no 9 mós relata estudante menus liután iha 2012 tuir porsentu 6,4 (estudante na'in 3.198), porsentu 1,0 (estudante na'in 212) no porsentu 2,3 (estudante na'in 477), respetivamente. Aumentu aas liu hotu iha 2012 mak rejista iha grau 5 tuir maizumenus porsentu 11,2 (estudante na'in 3.238 tan), tuirfali ho grau 4 ho aumentu maizumenus porsentu 7,2 (estudante na'in 2.583 tan). Hanesan kontraste, grau hotu hotu iha ensínu sekundáriu iha númeru estudante barak liu, ho aumentu barak liu rejista iha grau 12 tuir porsentu 21,0 (estudante na'in 2.550 tan) kompara ho 2011. Grau 10 hatudu númeru estudante barak liu iha 2012 tuir porsentu 3,2 (estudante na'in 543 tan) no grau 11 relata estudante porsentu 2,4 (estudante na'in 378) tan.

Sumáriu hosi mudansa ba númeru estudante sira hosi grau 1 to'o 12 tuirmai ne'e:

- Grau 1 (estudante 55.385): estudante na'in 5.029 menus (porsentu 8,3) duké iha 2011;
- Grau 2 (estudante 46.988): estudante na'in 3.198 menus (porsentu 6,4) duké iha 2011;
- Grau 3 (estudante 45.698): estudante na'in 3.200 tan (porsentu 7,5) duké iha 2011;
- Grau 4 (estudante 38.268): estudante na'in 2.583 tan (porsentu 7,2) duké iha 2011;
- Grau 5 (estudante 32.115): estudante na'in 3.238 tan (porsentu 11,2) duké iha 2011;
- Grau 6 (estudante 26.584): estudante na'in 2.023 tan (porsentu 8,2) duké iha 2011;
- Grau 7 (estudante 22.280): estudante na'in 382 tan (porsentu 1,7) duké iha 2011;
- Grau 8 (estudante 20.716): estudante na'in 212 menus (porsentu 1,0) duké iha 2011;
- Grau 9 (estudante 20.098): estudante na'in 477 menus (porsentu 2,3) duké iha 2011;
- Grau 10 (estudante 17.593): estudante na'in 543 tan (porsentu 3,18) duké iha 2011;
- Grau 11 (estudante 16.046): estudante na'in 378 tan (porsentu 2,41) duké iha 2011;
- Grau 12 (estudante 14.689): estudante na'in 2.550 tan (porsentu 21,00) duké iha 2011

Tuir siklu, hosi totál estudante primáriu no pre-sekundáriu na'in 308.132:

- estudante na'in 186.339 matríkula iha ensinu báziku (siklu 1);
- estudante na'in 58.699 matríkula iha ensinu báziku (siklu 2);
- estudante na'in 245.038 matríkula iha ensinu primáriu (siklu 1 & 2)
- estudante na'in 63.094 matríkula iha ensinu pre-sekundáriu (siklu 3); no
- estudante na'in 48.328 matríkula iha ensinu sekundáriu.

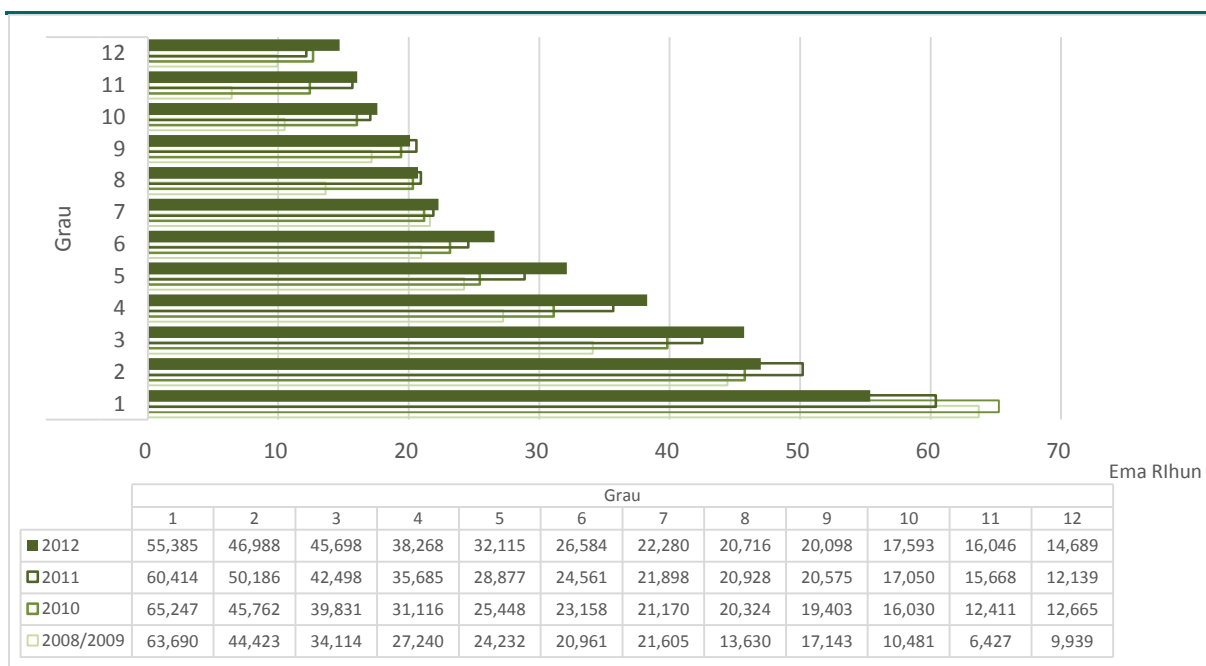
Ensinu báziku (siklu 2) no ensinu sekundáriu iha inksrisaun aas liu kompara ho tinan ulukliu ho estudante na'in 5.261 tan (porsentu 9,8) no estudante na'in 3.471 tan (porsentu 7,7), respetivamente. Hanesan kontraste, ensinu báziku (siklu 1) no ensinu báziku (siklu 3) simu estudante na'in 2.444 menus liu ka porsentu 1,3 no estudante na'in 307 menus liu ka porsentu 0,5, respetivamente.

Iha ensinu sekundáriu tuir distritu sira, iha grau 10, exeptu iha Dili, Oecusse no Vikeke, distritu hotu seluk relata númeru estudante aas liután matrikuladu iha tinan nia laran. Aumentu aas liu hotu tuir distritu mak iha Aileu sa'e porsentu 23,3, tuirfali ho Manufahi sa'e porsentu 22,8 tan.

Iha grau 11, exeptu iha Aileu, Dili, Ermera no Likisá, distritu sira-seluk hotu hetan númeru estudante aas liu matrikuladu ho aumentu aas liu hotu iha Vikeke sa'e porsentu 29,3, tuirfali ho Ainaro sa'e porsentu 17,2.

Iha grau 12, distritu hotu hotu relata númeru estudante matrikuladu aas liután kompara ho tinan liubá. Maioria distritu sira iha aumentu maka'as tebes sa'e liu porsentu 20 exeptu iha Dili (porsentu 8,0), Ermera (porsentu 7,7) no Oecusse (porsentu 18,8). Aumentu aas liu mak iha Manatuto sa'e porsentu 70,3, tuirfali ho Likisá sa'e 59,0 porsentu, Bobonaro sa'e porsentu 42,3, Covalima sa'e porsentu 41,0, Lautem sa'e porsentu 39,0, Aileu sa'e porsentu 38,9, Manufahi sa'e porsentu 35,6, Ainaro sa'e porsentu 31,3, Vikeke sa'e porsentu 28,3 no Baucau b sa'e porsentu 24,2. Maski Dili iha aumentu inksrisaun sa'e de'it porsentu 8,0, númeru absolutu hosi estudante sira mak aas liu fali distritu sira-seluk hotu, i.e. estudante na'in 457 liután kompara ho 2011.

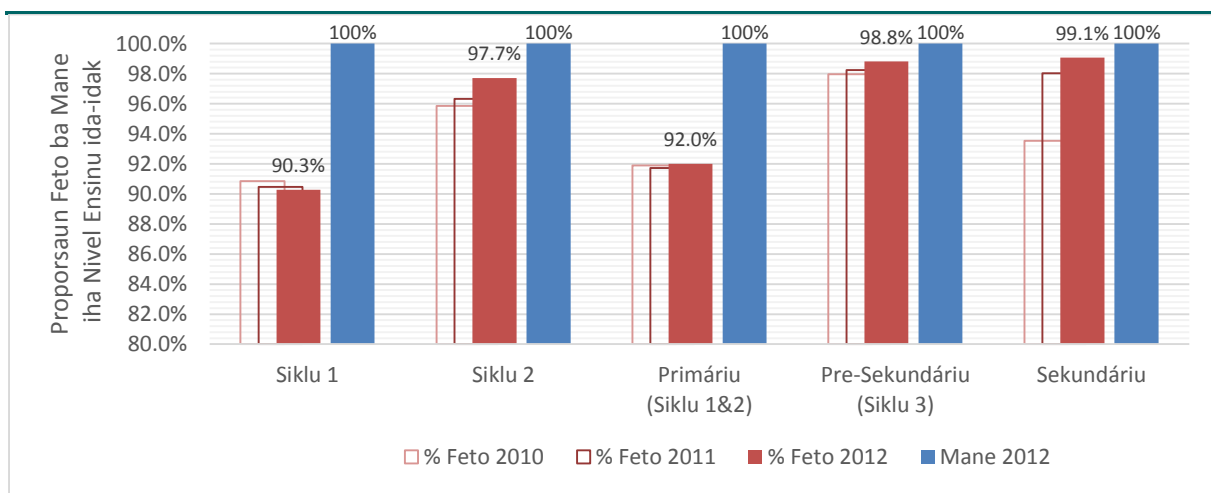
Figura 1-4 Númeru Estudante Matrikuladu tuir Grau (Eskola Públika no Privada Hamutuk) iha 2008/2009, 2010, 2011 no 2012



Bazeia ba Tabela 5 iha Aneksu no dados hosi Livru Anuál Estatístiku Edukasaun uluk nian.

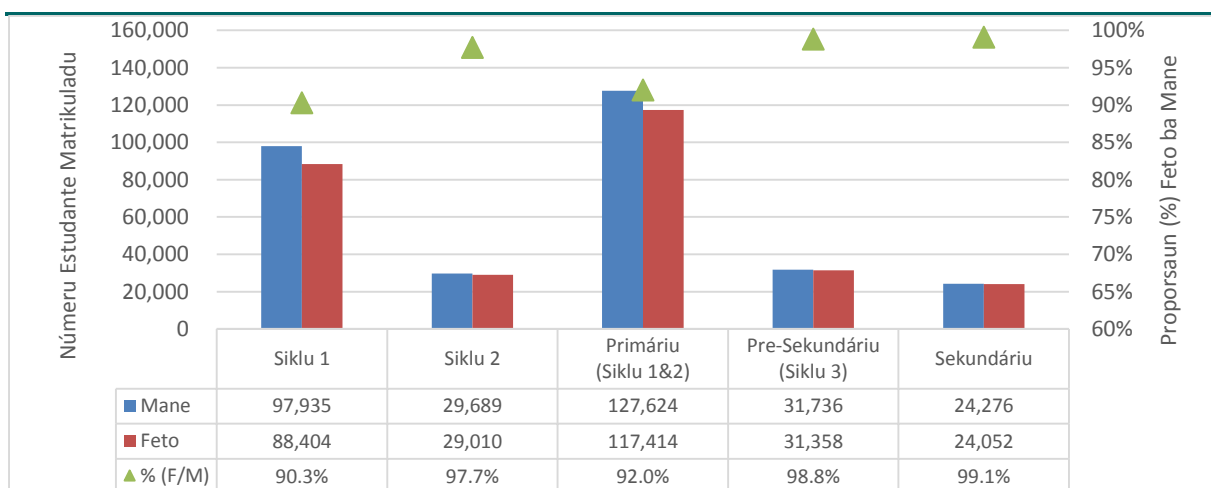
Referente ba jéneru, iha nasaun laran tomak, iha feto menus liután iha grau sira-hotu (Figura 1-5, 1-6 no 1-7). Iha mane barak liután iha eskola iha nivel hotu hotu duké feto maski proporsaun feto no mane sira iha nivel pre-sekundária no sekundária mak kuaze hanesan de'it iha tinan ida ne'e. Persentajen feto hasoru mane matrikuladu iha ensinu báziku siklu 1 mak porsentu 90,3, pontu persentajen 0,2 menus liután duké tinan foin liubá (porsentu 90,5 iha 2011), enkuantu siklu 2 mak porsentu 97,7, pontu persentajen 1,4 aas liután duké tinan foin liubá (porsentu 96,3 iha 2011). Persentajen feto hasoru mane sira iha siklu 1 & 2 (nivel eskola primária) mak porsentu 92,0, pontu persentajen 0,3 aas liután duké tinan foin liubá (porsentu 96,3 iha 2011). Persentajen feto hasoru mane sira iha siklu 1 & 2 (nivel eskola primária) mak porsentu 92,0, pontu persentajen 0,3 aas liután duké tinan foin liubá (porsentu 91,7 iha 2010). Iha persentajen 98,8 iha siklu 3 (nivel eskola pre-sekundária), pontu persentajen 0,6 aas liután duké tinan foin liubá (porsentu 98,2 iha 2011) no porsentu 99,1 iha nivel ensinu sekundáriu iha 2012 (porsentu 98,0 iha 2011).

Figura 1-5 Proporsaun (%) hosi Feto ba Mane tuir Nivel Eskola (Eskola Públika no Privada Hamutuk) iha 2010, 2011 no 2012



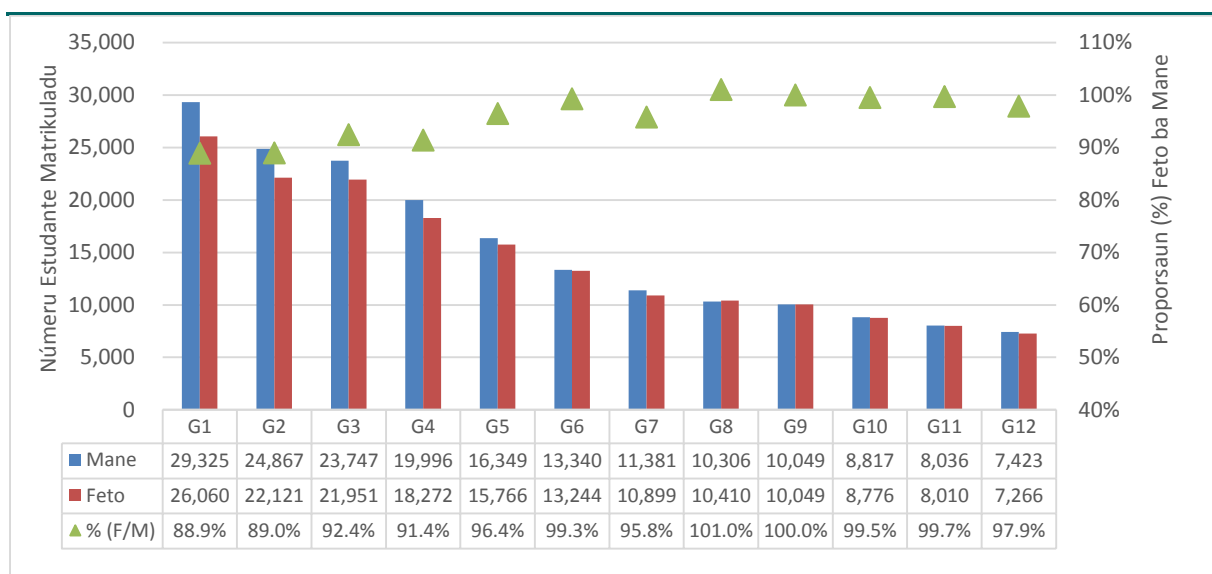
Bazeia ba Tabela 3 no 4 iha Aneksu no dados hosi Livru Anuál Estatístiku Edukasaun uluk nian. Dadus hotu iha gráfiuku ne'e ba 2012.

Figura 1-6 Númeru Estudante Matrikuladu no Proporsaun (%) Feto ba Mane tuir Nivel Eskola (Eskola Públika no Privada Hamutuk) no tuir Seksu iha 2012



Bazeia ba Tabela 3 no 4 iha Aneksu.

Figura 1-7 Númeru Estudante Matrikuladu no Proporsaun (%) Feto ba Mane tuir Grau (Eskola Públika no Privada Hamutuk) no tuir Seksu iha 2012



Bazeia ba Tabela 5 no 6 iha Aneksu.

3. *Distribuisaun Idade tuir Grau* (*Haree Tabela 7, 8, 9, 10, 11 no 12 iha Aneksu*)

Idade entrada eskola ofisiál ba grau dahuluk ensinu primáriu nian mak tinan 6, tinan 12 ba ensinu pre-sekundáriu no tinan 15 ba ensinu sekundáriu.

Hosi estudante hotu hotu matrikuladu iha grau dahuluk iha ensinu primáriu iha 2012 (estudante na'in 55.383), porsentu 30,0 (estudante na'in 16.635) nu'udar estudante sira ho idade eskola ofisiál tinan 6 (Figura 1-8). Figura ne'e maizumenus porsentu 1,9 menus liután duké tinan 2011 (Figura 1-9). Estudante grau dahuluk barak liután ka maizumenus porsentu 31,6 (estudante na'in 17.519) atualmente iha idade nurak liután duké idade eskola ofisiál (porsentu 4,8 liután duké 2011). Maizumenus porsentu 28,9 (estudante na'in 15.997) iha idade tinan ida ka rua tuan liu ka porsentu 2,8 menus liután tinan foin liubá. Dili nafatin iha distribuisaun luan liu ba estudante idade eskola ofisiál hosi grau 2 to'o 8.

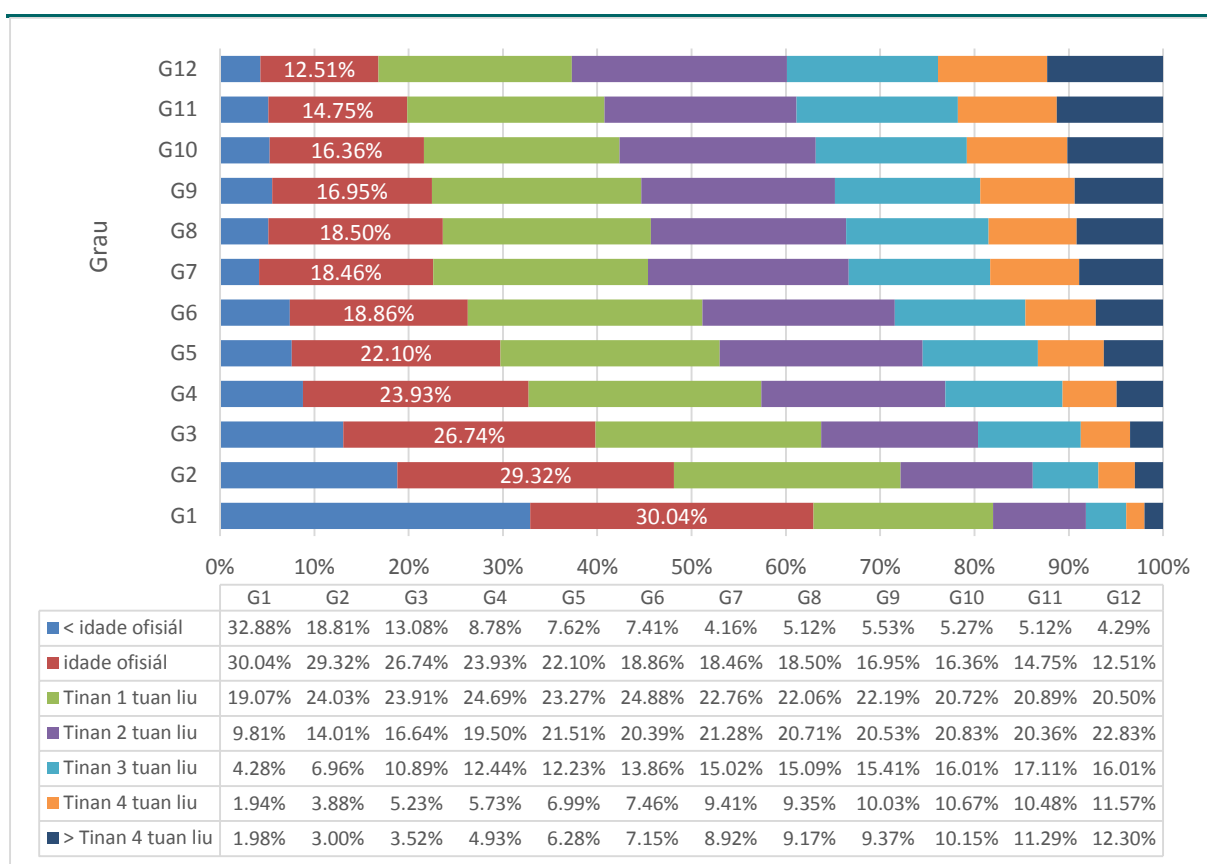
Bainhira atu haree ba grau aas liután iha nasaun laran tomak, proporsaun boot liu hosi estudante iha idade tinan ida tuan liu idade eskola ofisiál iha grau 4 to'o 11. Ne'e atu hanesan ho 2011 bainhira maioria estudante sira iha idade tinan ida to'o rua tuan liu idade eskola ofisiál iha grau 3 to'o 12. Proporsaun estudante idade eskola ofisiál mak menus liu bainhira haree ba grau aas liután. Menus liu ka porsentu 20 hosi estudante sira iha grau 6, 7, 8 no 9 mak iha idade eskola ofisiál, enkuantu iha grau 10, 11 no 12, proporsaun mak menus liu ke porsentu 17 hosi númeru totál estudante sira iha grau ida-idak.

Iha grau 10 iha nasaun tomak iha 2012, maizumenus porsentu 16,4 hosi estudante sira (na'in 2.879) hosi totál estudante na'in 17.593 iha grau 10 iha idade eskola ofisiál ba grau 10. Proporsaun ne'e mak maizumenus porsentu 2,3 aas liután duké tinan 2011. Maioria estudante sira iha grau 10 iha idade tuan liu. Maizumenus porsentu 20,7 hosi estudante sira iha idade tinan ida tuan liu, porsentu 20,8 tan iha idade tinan rua tuan liu, porsentu 16,0 iha idade tinan tolu tuan liu no maizumenus porsentu 21,8 iha idade tinan haat tuan liu ba leten. Bainhira kompara distritu sira, atu hanesan ho tinan foin liubá, Ainaro iha proporsaun aas liu hosi estudante ho idade eskola ofisiál ba grau 10 (porsentu 27,7) hanesan estudante na'in 187 hosi estudante sekundáriu na'in 676 iha Ainaro. Proporsaun ne'e maizumenus porsentu 8,6 aas liután duké tinan foin liubá.

Iha grau 11, maizumenus porsentu 14,8 hosi estudante na'in 16.046 iha grau 11 tama ho idade eskola ofisiál ba grau 11 (estudante na'in 2.367). Proporsaun aas liu hotu (porsentu 20,9 ka estudante na'in 3.352) hosi estudante sekundáriu hotu hotu tama ho idade 17 ka tinan ida tuan liu duké idade eskola ofisiál ba grau 11. Porsentu 20,4 hosi estudante (na'in 3.267) tama ho idade tinan rua tuan liu, porsentu 17,1 (estudante na'in 2.746) tama ho idade tinan tolu tuan liu no maizumenus porsentu 21,4 (estudante na'in 3.439) tama ho idade tinan haat tuan liu ba leten. Ainaro iha proporsaun aas liu hotu hosi estudante ho idade eskola ofisiál ba grau 11 kompara ho distritu sira-seluk, ho maizumenus porsentu 20,0 (estudante na'in 124 hosi totál 621 iha Ainaro).

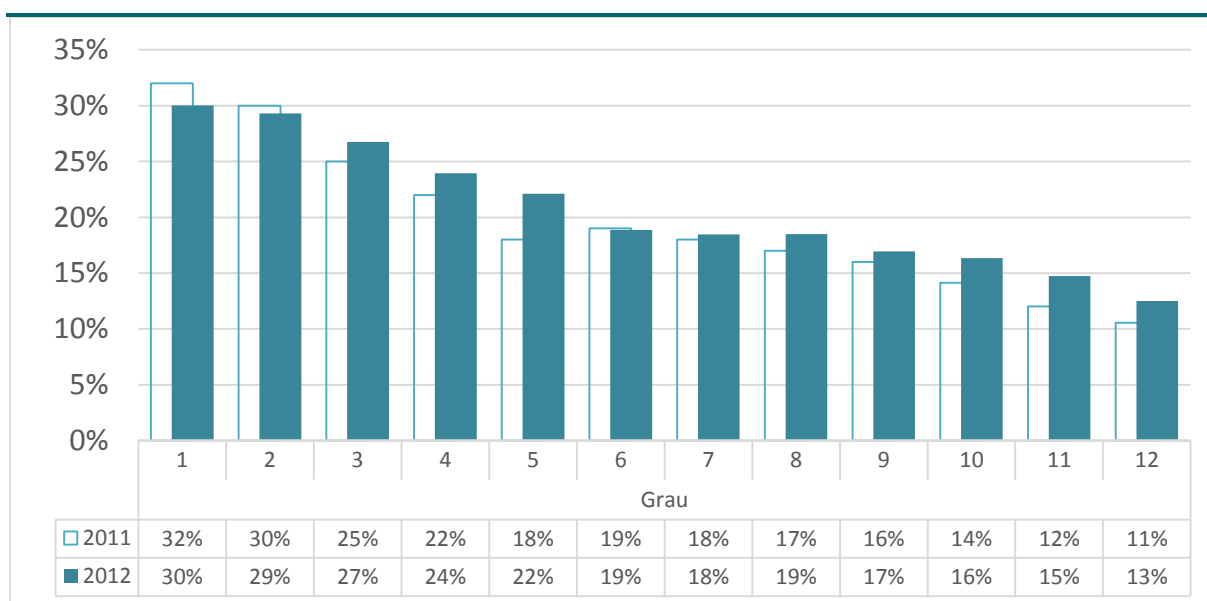
Iha grau 12, maizumenus porsentu 12,5 (estudante na'in 1.837) hosi totál estudante na'in 14.689 iha grau 12 tama ho idade eskola ofisiál ba grau 12. Proporsaun ne'e porsentu 1,9 aas liután duké tinan foin liubá. Maioria estudante sira tama ho idade tinan ida ka rua tuan liután tanba porsentu 20,5 (estudante na'in 3.011) iha idade tinan ida tuan liu, porsentu 22,8 (estudante na'in 3.354) iha idade tinan rua tuan liután no porsentu 16,0 (estudante na'in 2.351) tama ho idade tinan tolu tuan liután. Ainaro mós iha proporsaun aas liu hotu hosi estudante ho idade eskola ofisiál ho maizumenus porsentu 17,9 (na'in 90 hosi estudante 503 iha Ainaro).

Figura 1-8 Distribuisaun Idade ba Estudante tuir Grau (Eskola Públika no Privada Hamutuk) iha 2012



Bazeia ba Tabela 7, 8, 9, 10, 11 no 12 iha Aneksu.

Figura 1-9 Distribuisaun Idade ba Estudante Idade Eskola Ofisiál tuir Grau (Eskola Públika no Privada Hamutuk) iha 2011 no 2012



Bazeia ba Tabela 10, 11 no 12 iha Aneksu no dados hosi Livru Anuál Estatístiku Edukasaun 2011.

4. Taxa Inskrisaun Brutu (TIB) tuir Nivel Ensinu no Distritu (Haree Tabela 13 iha Aneksu)

TIB iha eskola primária sira (grau 1 to'o 6 = Ensinu Báziku siklu 1 no siklu 2) iha 2012 mak porsentu 131,46, redusaun hosi tinan foin liubá tun porsentu 1,97 (Figura 1-10). Ba eskola primária sira, TIB ba 2012 iha ensin u báziku (siklu 1) tun porsentu 6,17 hosi taxa 2011 nian to'o porsentu 146,09. TIB iha ensin u báziku (siklu 2) sa'e porsentu 6,90 hasoru taxa 2011 nian, to'o porsentu 99,76.

TIB iha ensin u pre-sekundáriu (grau 7 to'o 9 = siklu 3) iha 2012 hanesan porsentu 76,26, porsentu 1,96 menus liután duké 2011, ne'ebé tun nafatin hosi 2010.

TIB iha primáriu no pre-sekundáriu iha 2012 mak porsentu 114,49, porsentu 1,89 menus liután duké 2011. Maski nune'e, nafatin porsentu 1,30 aas liután duké TIB iha 2010.

TIB ba eskola sekundária (grau 10 to'o 12) mak porsentu 62,97, sa'e porsentu 2,92 kompara ho tinan foin liubá. Iha 2011, TIB mós sa'e porsentu 2,93 aas liután duké 2010.

Atu hanesan ho 2010 no 2011, TIB menus liu hotu iha ensin u báziku (siklu 1) iha 2012 nafatin iha Dili ho porsentu 123,51 no iha ensin u báziku (siklu 2) iha Oecusse ho porsentu 76,21 (Figura 1-11). Maski nune'e, Oecusse rejista aumentu tan sa'e porsentu 5,52 hosi 2011 to'o 2012, hafoin tuir aumentu porsentu 10,97 hosi 2010 to'o 2011. Iha pre-sekundáriu (siklu 3), Ermera hetan TIB menus liu hotu ho porsentu 55,92, sa'e de'it maizumenus porsentu 1,07 hosi tinan foin liubá.

Hanesan kontraste, TIB aas liu hotu iha ensin u báziku (siklu 1) iha 2012 mak iha Covalima ho porsentu 159,53 no iha ensin u báziku (siklu 2) iha Vikeke ho TIB porsentu 111,42.

Tuir nivel edukasaun, Dili hetan TIB menus liu hotu iha nivel primáriu ho porsentu 118,64 enkuantu Covalima hetan aas lii hotu ho porsentu 141,73. Iha nivel pre-sekundáriu (siklu 3), Dili nafatin hetan TIB aas liu hotu ho porsentu 94,10 maski taxa ida-ne'e hela porsentu 13,37 menus liután duké tinan foin liubá (Figura 1-12).

Iha nivel sekundáriu (grau 10 to'o 12), Dili nafatin hetan TIB aas liu porsentu 100 iha 2012, ho porsentu 119,38. Distritu hotu hotu hetan TIB nivel sekundáriu ho gama hosi porsentu 28,00 to'o 69,00. Atu hanesan ho 2010 no 2011, TIB menus liu hotu mak iha Ermera ho porsentu 28,71, tuirfali ho Manatuto ho porsentu 35,83.

Referente ba mudansa iha TIB nivel sekundáriu nian kompara ho tinan foin liubá, Manufahi sa'e barak liután, kompara ho distritu sira-seluk, sa'e porsentu 8,51. Distritu sira-seluk ho aumentu liu porsentu 5 mak Aileu (sa'e porsentu 7,92), Bobonaro (sa'e porsentu 6,36), Covalima (sa'e porsentu 5,89) no Likisá (sa'e

Taxa Inskrisaun Brutu

Númeru estudante matríkula iha nivel primáriu, pre-sekundáriu no sekundáriu, la haree ba sira-nia idade, espresa nu'udar persentajen hosi populasaaun iha grupu idade eskola ofisiál ba nivel edukasaun hanesan de'it.

Nivel Primáriu

TIB_p =

$$\frac{\text{Inskrisaun totál ba ensin u primáriu}}{\text{Populasaun idade eskola ofisiál ba nivel primáriu}} \times 100$$

p = primáriu

Nivel Pre-Sekundáriu

TIB_{ps} =

$$\frac{\text{Inskrisaun totál ba ensin u pre-sekundáriu}}{\text{Populasaun idade eskola ofisiál ba nivel pre-sekundáriu}} \times 100$$

ps = pre-sekundáriu

Nivel Sekundáriu

TIB_s =

$$\frac{\text{Inskrisaun totál ba ensin u sekundáriu}}{\text{Populasaun idade eskola ofisiál ba nivel sekundáriu}} \times 100$$

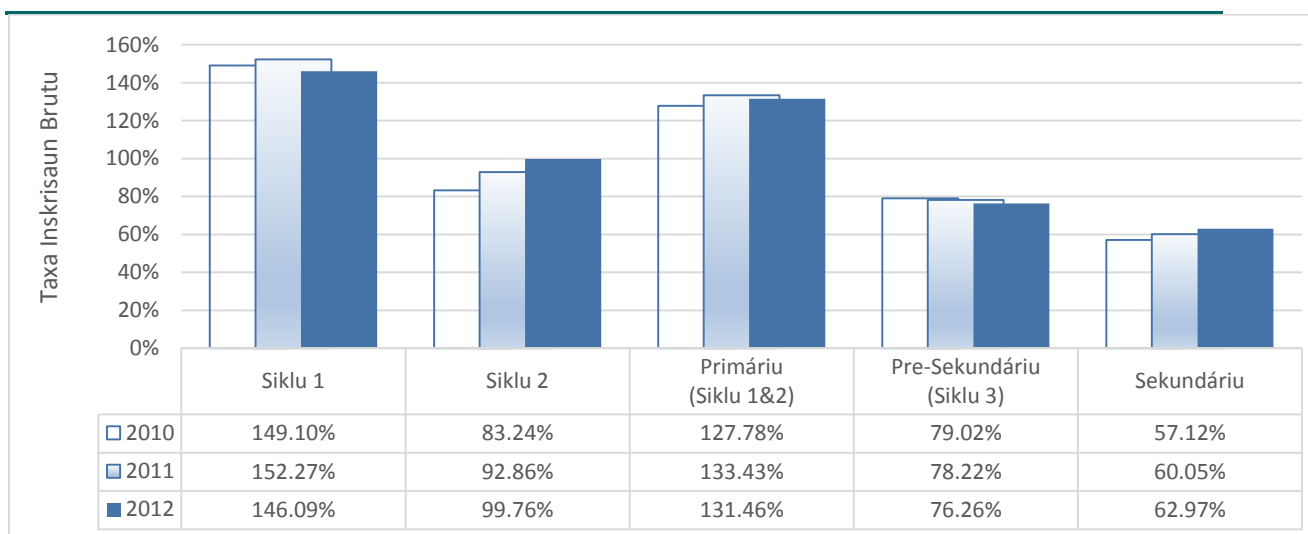
s = sekundáriu

porcentu 6,06). Hanesan kontraste, Oecusse nia TIB nivel sekundáriu tun porcentu 0,01 no Ermera tun porcentu 0,03 iha 2012.

Distritu neen ho TIB ba nivel sekundáriu aas liután duké porcentu 50 iha 2011 hetan nivel sira atu hanesan iha tinan 2012:

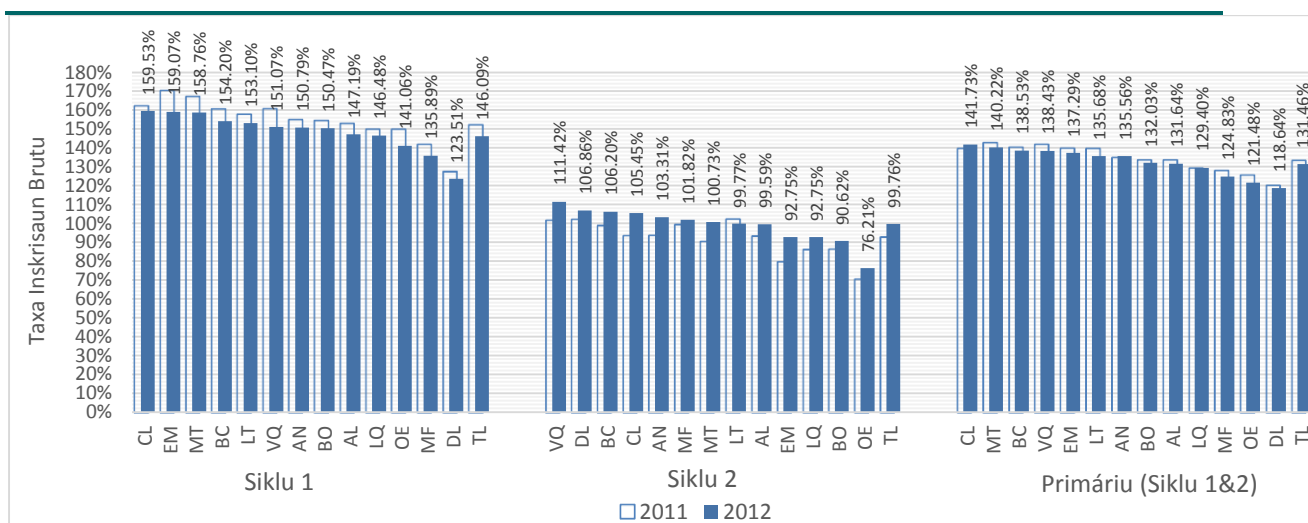
- Dili: porcentu 119,38;
- Manufahi: porcentu 68,56;
- Covalima: porcentu 63,08;
- Aileu: porcentu 59,30;
- Lautem: porcentu 56,77;
- Baucau: porcentu 56,29.

Figura 1-10 Taxa Inskrisaun Brutu Nivel Nasionál tuir Siklu 1, Siklu 2, Primáriu (Siklu 1 & 2), Pre-Sekundáriu (Siklu 3) no Sekundáriu (Eskola Públika no Privada Hamutuk) iha 2010, 2011 no 2012



Bazeia ba Tabela 13 iha Aneksu no dados hosi Livru Anuál Estatístiku Edukasaun uluk nian.

Figura 1-11 Taxa Inskrisaun Brutu tuir Siklu 1, Siklu 2 no Primáriu (Siklu 1 & 2) (Eskola Públika no Privada Hamutuk) tuir Distritu iha 2011 no 2012

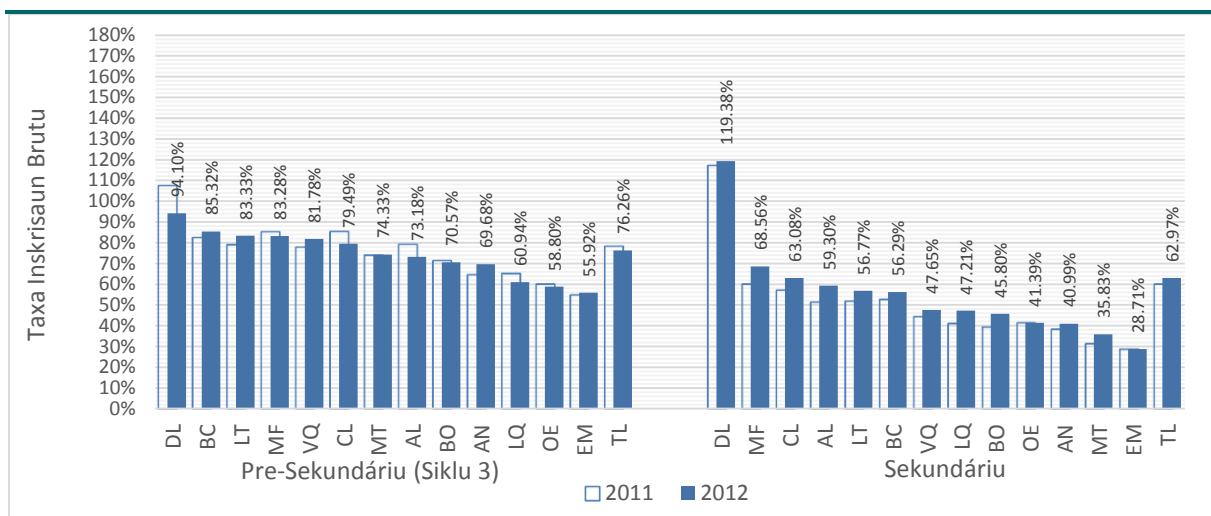


Bazeia ba Tabela 13 iha Aneksu no dados hosi Livru Anuál Estatístiku Edukasaun 2011.

Naran dados iha gráfiku ho mai hosi tinan 2012.

AL (Aileu); AN (Ainaro); BC (Baucau); BO (Bobonaro); CL (Covalima); DL (Dili); EM (Ermera); LT (Lautem); LQ (Likisá); MT (Manatuto); MF (Manufahi); OE (Oecusse); VQ (Vikeke); TL (Nasionál)

Figura 1-12 Taxa Inskrisaun Brutu tuir Pre-Sekundáriu (Siklu 3) no Sekundáriu (Eskola Públika no Privada Hamutuk) tuir Distritu iha 2011 no 2012



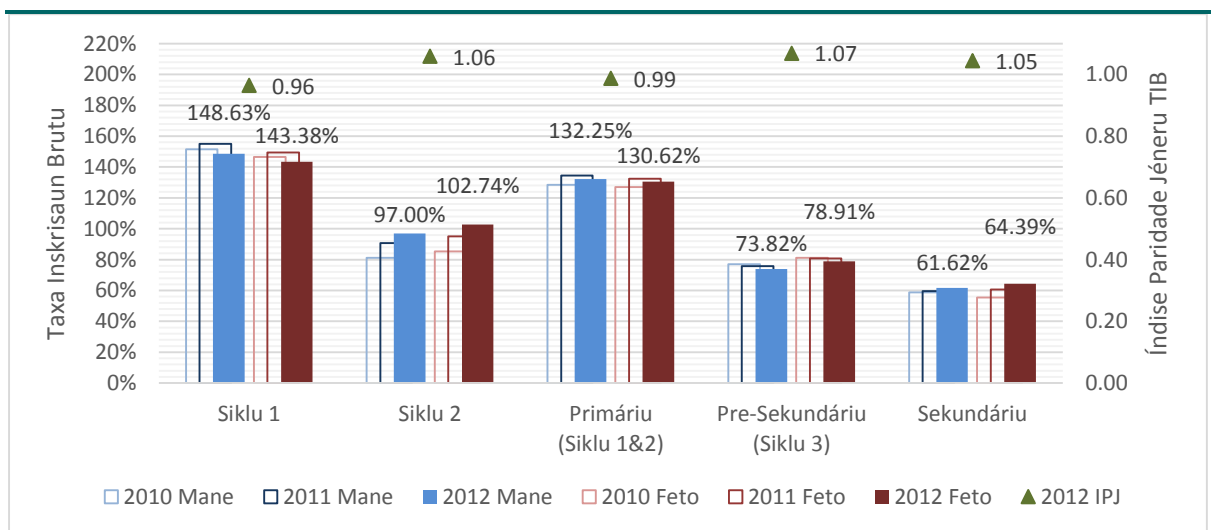
Bazeia ba Tabela 13 iha Aneksu no dadus hosi Livru Anuál Estatístiku Edukasaun 2011.

Naran dadus iha gráfiu ho mai hosi tinan 2012.

AL (Aileu); AN (Ainaro); BC (Baucau); BO (Bobonaro); CL (Covalima); DL (Dili); EM (Ermera); LT (Lautem); LQ (Likisá); MT (Manatuto); MF (Manufahi); OE (Oecusse); VQ (Vikeke); TL (Nasionál)

Kona-ba jéneru, iha nivel eskola primária, TIB mak aas liu ba mane sira iha ensinu báziku siklu 1 no aas liu ba feto sira iha siklu 2 (Figura 1-13). Maibé, tanba númeru mane barak liu iha siklu 1 tomak, TIB iha nivel eskola primária mak porsentu 1,62 aas liután ba mane sira iha tinan 2012. Kompara ho tinan foin liubá, TIB mak aas liu ba feto no mane sira iha siklu 2 no sekundáriu. Oinseluk, TIB mak menus liu ba feto no mane sira iha siklu 1, primáriu (siklu 1 & 2) no pre-sekundáriu (siklu 3). TIB iha siklu 3 tun nafatin durante tinan rua foin liubá nia laran. Índise Paridade Jéneru (IPJ) TIB nian hatudu katak nivel pre-sekundáriu no sekundáriu hetan IPJ favorese liu ba feto sira (1,07 iha pre-sekundáriu no 1,05 iha sekundáriu) enkuantu nivel primáriu favorese liu ba mane sira maski siklu 2 hetan IPJ favorese liu ba feto sira (1,06) iha 2012.

Figura 1-13 Taxa Inskrisaun Brutu Nivel Nasionál tuir Seksu no tuir Siklu 1, Siklu 2, Primáriu (Siklu 1 & 2), Pre-Sekundáriu (Siklu 3) no Sekundáriu (Eskola Públika no Privada Hamutuk) iha 2010, 2011 no 2012, no Índise Paridade Jéneru iha 2012



Bazeia ba Tabela 13 iha Aneksu no dadus hosi Livru Anuál Estatístiku Edukasaun uluk nian.

Naran dadus iha gráfiu ho mai hosi tinan 2012.

5. Taxa Inskrisaun Líkidu (TIL) tuir Nivel Ensinu no Distritu (Haree Tabela 14 iha Aneksu)

Iha 2012, porsentu 94,11 hosi labarik idade eskola primária ofisiál matríkula iha eskola primária, porsentu 33,59 hosi labarik idade eskola pre-sekundária matríkula iha eskola pre-sekundária no porsentu 24,77 hosi labarik idade eskola sekundária ofisiál matríkula iha eskola sekundária sira (Figura 1-14). Iha porsentu 91,60 hosi labarik idade eskola primária no pre-sekundária ofisiál matríkula iha eskola primária no pre-sekundária rua-hotu.

Kompara ho 2011, TIL iha 2012 muda uitoan de'it hanesan tuirmai ne'e:

- TIL ensinü primáriu nian tun porsentu 3,04;
- TIL ensinü pre-sekundáriu nian sa'e porsentu 0,87;
- TIL ba ensinü primáriu no pre-sekundáriu hamutuk tun porsentu 1,38;
- TIL ensinü sekundáriu sa'e porsentu 2,39.

Bainhira haree liután ba iha dadus tuir distritu (Figura 1-15), iha ensinü báziku siklu 1, Oecusse iha TIL menus liu hotu ho porsentu 81,9 iha 2012. Ida-ne'e mosu tanba redusaun porsentu 9,79 kompara ho tinan foin liubá ne'ebé reprezenta redusaun boot liu hotu kompara ho distritu sira-seluk iha siklu hanesan. Distritu hotu hotu hetan TIL menus liu iha ensinü báziku siklu 1 iha tinan ne'e nia laran kompara ho tinan foin liubá.

Iha ensinü báziku siklu 2, Oecusse hetan nafatin TIL menus liu hotu ho porsentu 20,16. Oecusse mak menus liu hotu hosi tinan 2010. Distritu sira-hotu, exeptu Likisá, rejista TIL aas liután iha 2012 kompara ho 2011. Aumentu aas liu hotu mosu iha Dili sa'e porsentu 7,40 ne'ebé aumenta TIL iha Dili sa'e to'o porsentu 57,75 iha 2012. Likisá nia TIL tun uitoan tuir porsentu 0,06 (hosi porsentu 22,07 iha 2011 to'o porsentu 22,01 iha 2012).

Iha nivel primáriu (ensinü báziku siklu 1 no 2), distritu Likisá hetan TIL menus liu hotu ho porsentu 87,07, uitoan menus liu duké Oecusse ne'ebé hetan porsentu 87,39 iha 2012. Distritu sira-hotu hetan TIL menus liután iha 2012 kompara ho 2011 ho redusaun boot liu hotu relata hosi Oecusse tun porsentu 7,78 (hosi porsentu 95,17 iha 2011 to'o porsentu 87,39 iha 2012).

Iha nivel pre-sekundáriu (siklu 3) (Figura 1-16), Ermera hetan nafatin TIL menus liu hotu ho porsentu 20,39 iha 2012 no hela nafatin menus liu hotu hosi tinan 2010 maski iha aumentu porsentu 1,66 hosi tinan foin antes (sa'e hosi porsentu 18,73 iha 2011 to'o porsentu 20,39 iha 2012). Distritu sia hetan TIL aas liután iha 2012 kompara ho 2011 ho ida-ne'ebé aas liu iha Lautem sa'e porsentu 4,45 (porsentu 28,60 iha 2011 sa'e to'o porsentu 33,05 iha 2012). Redusaun iha TIL mak relata hosi distritu haat: Covalima tun

Taxa Inskrisaun Líkidu

Númeru estudante matrikuladu iha nivel primáriu pre-sekundáriu ka sekundáriu, hosi grupu idade eskola ofisiál, espresa nu'udar persentajen hosi populasau korrespondente.

Nivel Primáriu

TILp, t =

$$\frac{\text{Inskrisaun hosi grupu idade eskola primária ofisiál iha nivel ensinü primáriu iha tinan eskolár } t}{\text{Populasaun hosi grupu idade eskola primária ofisiál iha tinan eskolár } t}} \times 100$$

p = primáriu

Nivel Pre-Sekundáriu

TILps, t =

$$\frac{\text{Inskrisaun hosi grupu idade eskola pre - sekundária ofisiál iha nivel ensinü pre - sekundáriu iha tinan eskolár } t}{\text{Populasaun hosi grupu idade eskola pre - sekundária ofisiál iha tinan eskolár } t}} \times 100$$

ps = pre- sekundáriu

Nivel Sekundáriu

TILs, t =

$$\frac{\text{Inskrisaun hosi grupu idade eskola sekundária ofisiál iha nivel ensinü sekundáriu iha tinan eskolár } t}{\text{Populasaun hosi grupu idade eskola sekundária ofisiál iha tinan eskolár } t}} \times 100$$

s = sekundáriu

porsentu 5,47 (porsentu 41,70 iha 2011 to'o porsentu 36,23 iha 2012), Dili tun porsentu 3,20 (porsentu 54,20 iha 2011 to'o porsentu 51,00 iha 2012), Likisá tun porsentu 0.64 (porsentu 21,18 iha 2011 to'o porsentu 20,54 iha 2012) no Manatuto tun porsentu 0,50 (porsentu 29,25 iha 2011 to'o porsentu 28,74 iha 2012). Maski nune'e, Dili sai distritu ida-de'it ho TIL aas liu porsentu 50 (TIL hanesan porsentu 51,00 iha tinan 2012).

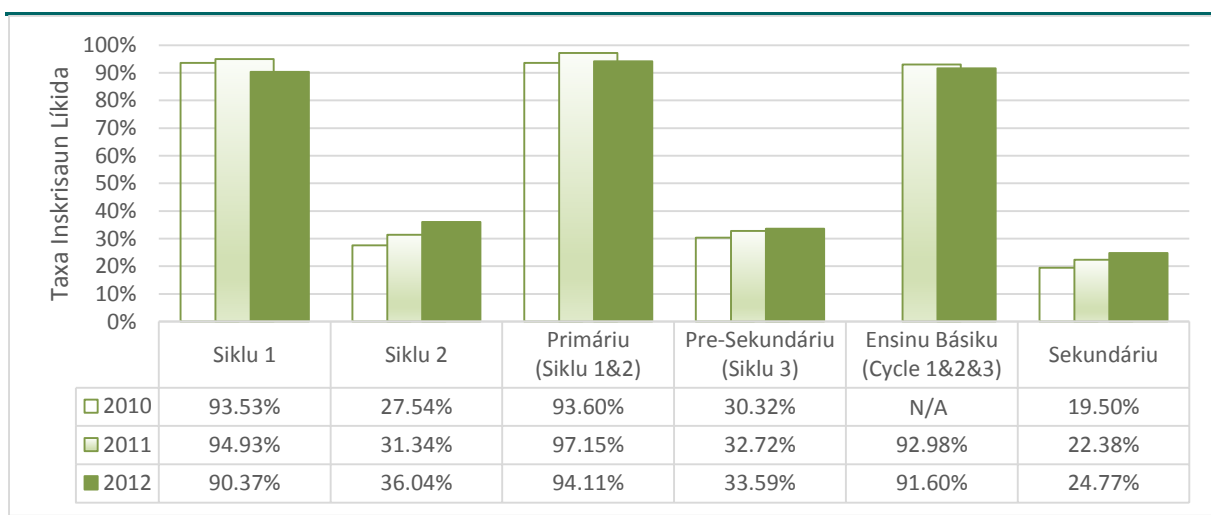
Iha nivel sekundáriu, TIL aas liu hotu nafatin mak Dili ho porsentu 48,92. Distritu sira-seluk hetan TIL ho gama hosi porsentu 9 to'o kuaze porsentu 30. Ermera nafatin hetan TIL menus liu hotu ho porsentu 9,16.

Kompara ho nivel sekundáriu iha 2011, distritu sira-hotu rejista TIL aas liután iha 2012. Aumentu aas liu hotu ba TIL iha tinan nia laran mak Manufahi, sa'e porsentu 4,77 (hosi porsentu 24,73 iha 2011 sa'e to'o porsentu 29,50 iha 2012). Hanesan kontraste, aumentu menus liu hotu ba TIL mak iha Oecusse, sa'e porsentu 0,06 (hosi porsentu 13,03 iha 2011 sa'e to'o porsentu 13,08 iha 2012).

Mezmuké distritu hotu hotu hetan TIL nivel sekundáriu aas liután iha 2012 kompara ho tinan foin liubá, iha menus kahaat ida hosi labarik idade eskola sekundária ofisiál matrikuladu iha eskola sekundária iha distritu sanulu hosi sanulu-resin-tolu iha Timor-Leste. Mesak de'it distritu Covalima, Dili no Manufahi iha liu kahaat ida hosi sira-nia labarik idade eskola sekundária ofisiál matrikuladu iha eskola sekundária.

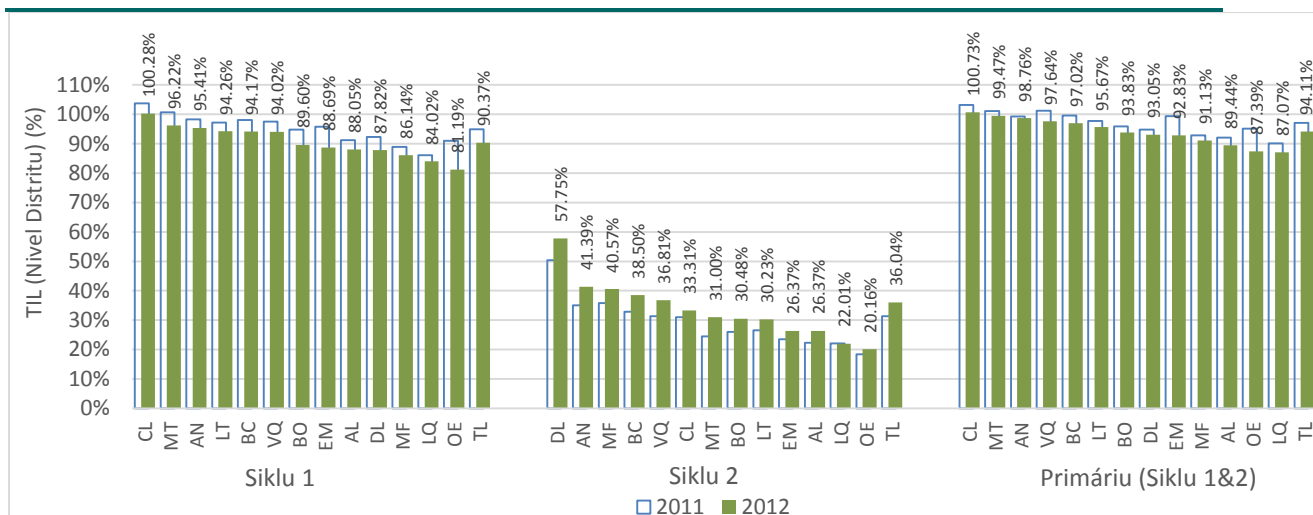
Tenke kuidadu bainhira interpreta mudansa ba TIL kompara ho 2010 nian tanba denominadór ne'ebé uza iha 2010 mak bazeia ba Sensus 2010 enkuantu TIL 2012 ne E mak kalkula bazeia ba populasaun previstu iha "Eskenáriu Rekomendadu" liuhosi GDS. TIL aas liu porsentu 100 bele mosu tanba movimentu estudante sira hosi distritu ida ba seluk, ne'ebé la konsidera iha "Eskenáriu Rekomendadu"; diferensa iha períodu tempu bainhira hala'o sensus no períodu tempu durante ne'ebé inskrisaun skolár mak uza atu kalkula populasaun grupu idade estudante sira-nian; ka projesaun ba populasaun 2012 bele menus liu populasaun atuál.

Figura 1-14 Taxa Inskrisaun Líkidu Nivel Nasionál tuir Siklu 1, Siklu 2, Primáriu (Siklu 1 & 2), Pre-Sekundáriu (Siklu 3) no Sekundáriu (Eskola Pública no Privada Hamutuk) iha 2010, 2011 no 2012



Bazeia ba Tabela 14 iha Aneksu no dadus iha Livru Anuál Estatístiku Edukasaun uluk nian. TIL ba Ensinu Básiku (Siklu 1, 2 & 3) hosi 2010 la disponivel.

Figura 1-15 Taxa Inskrisaun Líkidu tuir Siklu 1, Siklu 2, no Primáriu (Siklu 1 & 2) (Eskola Públika no Privada Hamutuk) tuir Distritu iha 2011 no 2012

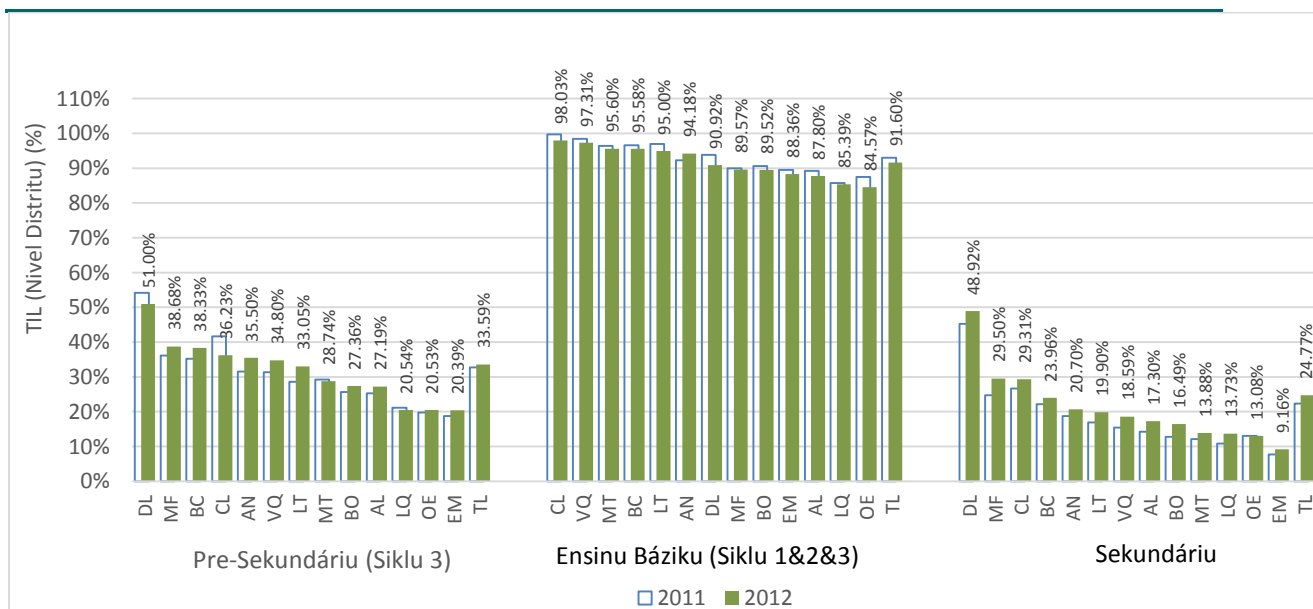


Bazeia ba Tabela 14 iha Aneksu no dadus iha Livru Anuál Estatístiku Edukasaun 2011.

Naran dadus nian iha gráfiu mak ba tinan 2012.

AL (Aileu); AN (Ainaro); BC (Baucau); BO (Bobonaro); CL (Covalima); DL (Dili); EM (Ermera); LT (Lautem); LQ (Likisá); MT (Manatuto); MF (Manufahi); OE (Oecusse); VQ (Viqueke); TL (Nasionál)

Figura 1-16 Taxa Inskrisaun Líkidu Pre-Sekundáriu (Siklu 3) no Sekundáriu (Eskola Públika no Privada Hamutuk) tuir Distritu iha 2011 no 2012



Bazeia ba Tabela 14 iha Aneksu no dadus iha Livru Anuál Estatístiku Edukasaun 2011.

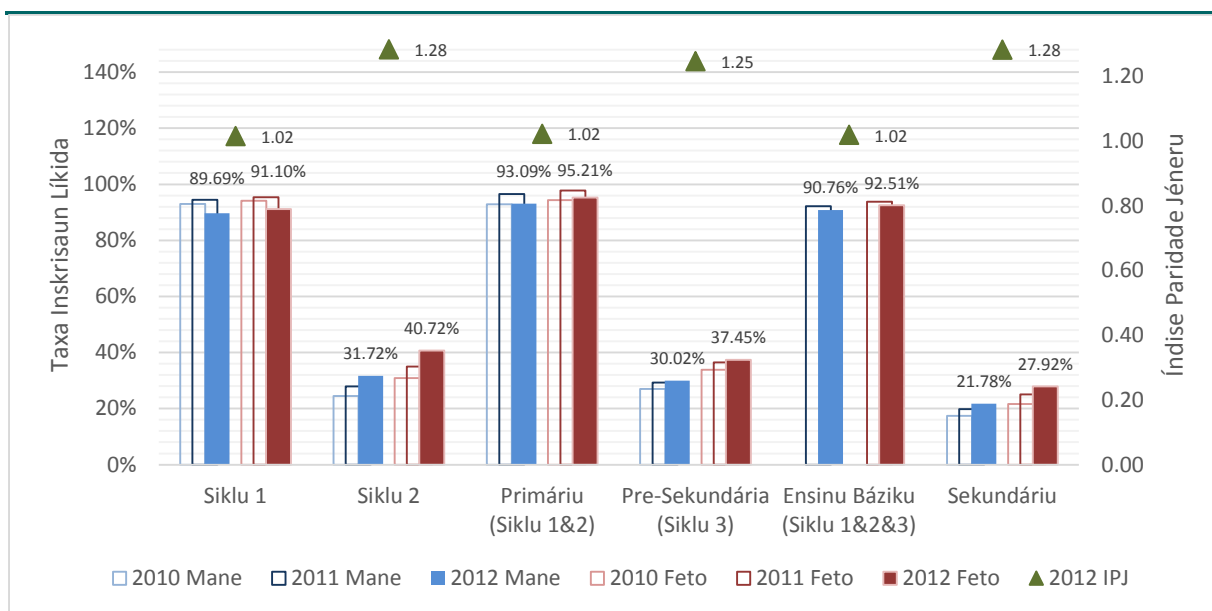
Naran dadus nian iha gráfiu mak ba tinan 2012.

AL (Aileu); AN (Ainaro); BC (Baucau); BO (Bobonaro); CL (Covalima); DL (Dili); EM (Ermera); LT (Lautem); LQ (Likisá); MT (Manatuto); MF (Manufahi); OE (Oecusse); VQ (Viqueke); TL (Nasionál)

Kona-ba jéneru, iha nasaun tomak nia laran, inskrisaun líkidu hela nafatin aas liu ba fetu sira iha siklu hotu hotu (1, 2 no 3) no sekundáriu iha 2012, ne'ebé mak atu hanesan ho figura sira ba 2010 no 2011 (Figura 1-17). Iha nivel distritu, mesak de'it distritu rua hosi sanulu-resin-tolu iha ensinu báziku siklu 1 hetan TIL aas liután ba mane duké fetu, hanesan, Ermera no Likisá. Bainhira haree ba siklu aas liu, distritu hotu hotu relata TIL aas liu ba fetu sira duké mane iha ensinu báziku siklu 2, siklu 3 (pre-sekundáriu), no sekundáriu. Tabela 14 fornese informasaun detalladu liu ba TIL sira hosi nivel distritu. Índise paridade jéneru ba TIL hatudu katak nivel hotu hotu iha IPJ favorese liu ba fetu

sira iha 2012 maski siklu 1, nivel primáriu (siklu 1 & 2) no ensinu báziku (siklu 1, 2 & 3) bele konsidera hanesan iguál tuir jéneru (1,02). Oha sorin seluk, siklu 2 (1,28), pre-sekundáriu (siklu 3) (1,25) no sekundáriu (1,28) hetan IPJ favorese liu ba feto sira iha 2012.

Figura 1-17 TIL tuir Seksu no tuir Siklu 1, Siklu 2, Primáriu (Siklu 1 & 2), Pre-Sekundáriu (Siklu 3) no Sekundáriu (Eskola Públika no Privada Hamutuk) iha 2010, 2011 no 2012, no Índise Paridade Jéneru iha 2012



Bazeia ba Tabela 14 iha Aneksu no dados hosi Livru Anuál Estatístiku Edukasaun uluk nian sira. Dados hosi Ensину Báziku (Siklu 1&2&3) hosi tinan 2010 la disponivel. Naran dados sira iha gráfiku mak ba tinan 2012.

6. Labarik Sai Hosi Sistema (LSHS) tuir Nivel Ensinu no Distritu (Haree Tabela 15 iha Aneksu)

Kalkulasaun númeru LSHS ba grupu idade eskola primária (tinan 6-11) iha relatóriu ida-ne'e mak foti hosi diferença entre populasaun totál grupu idade nian no inskrisaun líkidu ajustadu korrespondente iha distritu ida-idak iha 2012. Taxa inskrisaun líkidu ajustadu (TILA) mak nu'udar proporsaun hosi númeru estudante sira iha gama idade espesífiku nia laran (n.e. Tinan 6-11 ba primáriu) iha eskola primária, pre-sekundária ka sekundária. Nune'e, diferença entre populasaun no taxa inskrisaun líkidu ajustadu sei representa númeru labarik sai hosi sistema. Sira-ne'e mak estudante sira ne'ebé nunca tama, abandona kompleta nivel ida iha sistema eskola maibé la tama iha nivel tuirmai (n.e. kompleta ona primáriu maibé la matríkula iha pre-sekundáriu).

Kalkulasaun LSHS ba grupu idade pre-sekundáriu (tinan 12-14) no grupu idade sekundáriu (tinan 15-17) iha relatóriu ne'e mak foti hosi diferença entre populasaun totál ba grupu idade no númeru estudante hosi grupu idade ne'ebé matríkula iha eskola primária, pre-sekundária ka sekundária. Ida-ne'e mak la hanesan ho LITA ba pre-sekundáriu, ne'ebé sukat hela persentajen hosi estudante grupu idade pre-sekundáriu ne'ebé matríkula iha de'it eskola pre-sekundária ka sekundária sira, maibé la'ós iha primária.

Iha nasaun laran tomak, porsentu 5,40 hosi labarik idade eskola primária ofisiál (tinan 6-11) la matríkula iha eskola sira (primária, pre-sekundária ka sekundária) no porsentu 13,91 hosi idade pre-sekundáriu ofisiál (tinan 12-14) la matríkula iha eskola (Figura 1-18). Kona-ba labarik sai hosi sistema ho idade sekundáriu, iha nasaun laran tomak, porsentu 31,06 hosi labarik idade eskola sekundária totál (tinan 15-17) iha rai-laran la tama eskola iha tinan 2012.

Figura sira iha leten ba LSHS iha grupu idade ida-idak inklui labarik sai hosi sistema sira ne'ebé uluk matríkula iha eskola depois abandona.

Taxa Labarik Sai Hosi Sistema

Labarik sira hosi gama idade eskola primária, pre-sekundária ka sekundária ofisiál ne'ebé la matríkula iha eskola primária, pre-sekundária ka sekundária.

LSHS ba Grupú Idade Eskola Primária

$$LSHSp, t = \left(\frac{\text{Populasaun totál tinan } 6 - 11}{\text{iha tinan eskolár } t} \right) - \left(\frac{\text{Númeru estudante idade eskola primária, pre - sekundária ka sekundária iha tinan eskolár } t}{\text{(Inskrisaun Líkidu Ajustadu)}} \right)$$

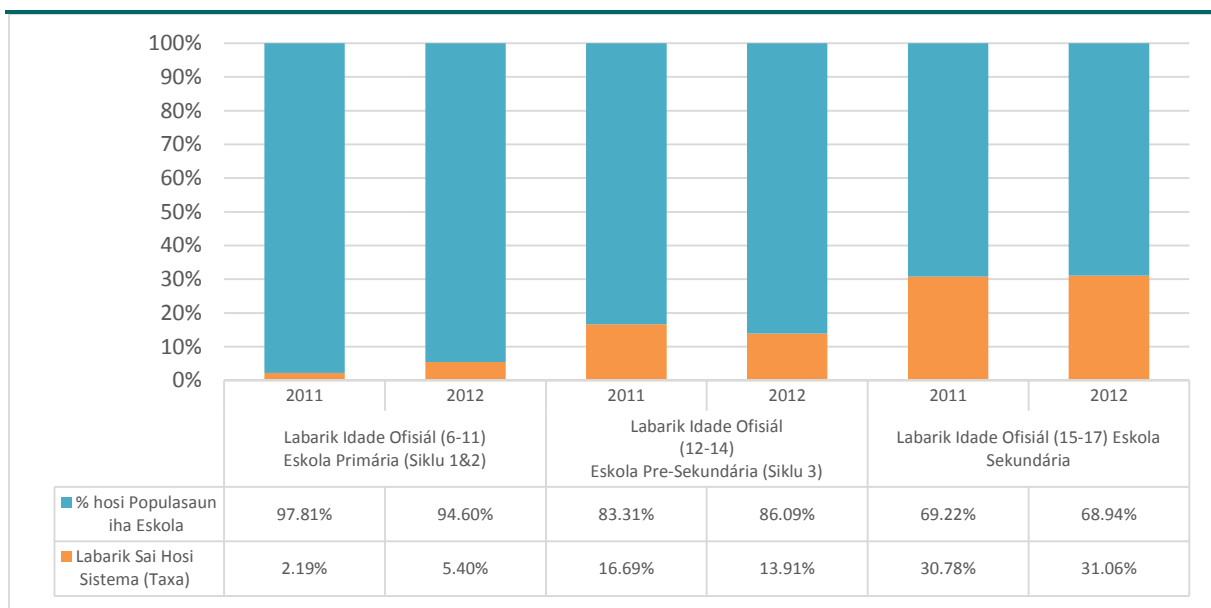
LSHS ba Grupú Idade Eskola Pre-Sekundária

$$LSHSp, t = \left(\frac{\text{Populasaun totál tinan } 12 - 15}{\text{iha tinan eskolár } t} \right) - \left(\frac{\text{Númeru estudante idade eskola pre - sekundária ka sekundária iha tinan eskolár } t}{\text{(Inskrisaun Líkidu Ajustadu)}} \right)$$

LSHS ba Grupú Idade Eskola Sekundária

$$LSHSs, t = \left(\frac{\text{Populasaun totál tinan } 15 - 17}{\text{iha tinan eskolár } t} \right) - \left(\frac{\text{Númeru estudante idade eskola sekundária ka sekundária iha tinan eskolár } t}{\text{(Inskrisaun Líkidu Ajustadu)}} \right)$$

Figura 1-18 Persentajen hosi Estudante Idade Eskola Ofisiál iha Eskola no Taxa Labarik Sai Hosi Sistema (%), Siklu 1 & 2 (Nivel Primáriu, tinan 6-11), Siklu 3 (Pre-Sekundáriu, tinan 12-14) no Nivel Sekundáriu (tinan 15-17) iha 2011 no 2012

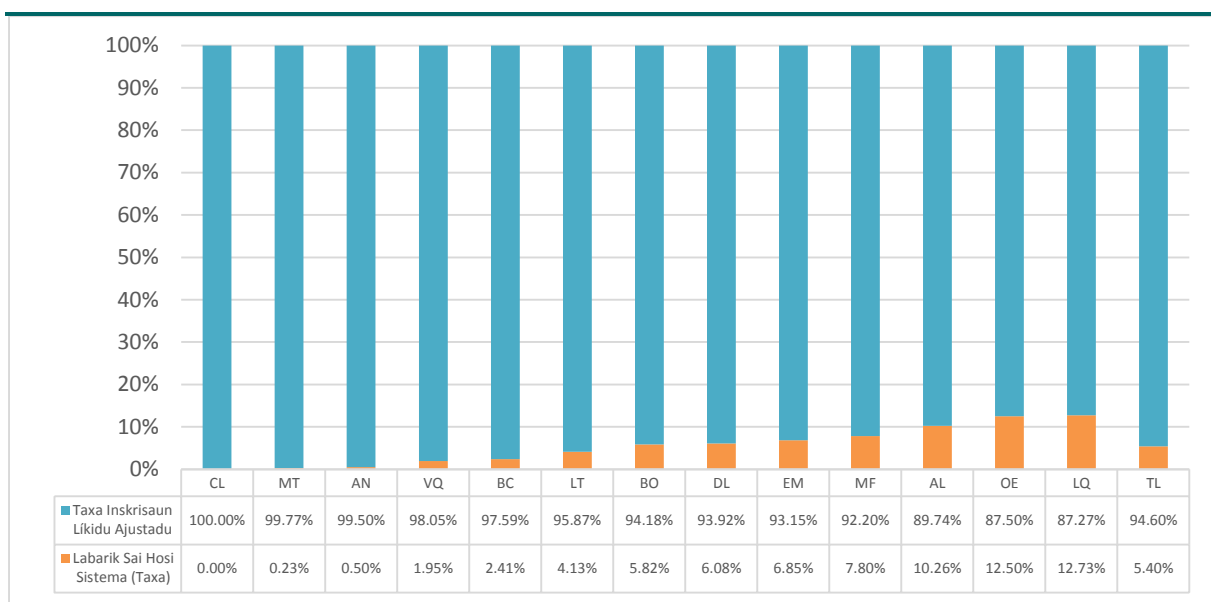


Bazeia ba Tabela 15 iha Aneksu no Livru Anuál Estatístiku Edukasaun 2011.

Bainhira haree liután ba iha dadus tuir distritu, iha grupu idade ofisiál ba ensinu báziku siklu 1 no 2 (nivel primáriu), Likisá hetan proporsaun aas liu hosi LSHS sira ho porsentu 12,73, tuirfalimai ho Oecusse ho porsentu 12,50 (Figura 1-19). Iha grupu idade ensinu pre-sekundáriu siklu 3, proporsaun aas liu hotu hosi LSHS mak iha Oecusse ho porsentu 22,38, tuirfalimai ho Ermera ho porsentu 21,38 (Figura 1-20). Iha grupu idade ofisiál ensinu sekundáriu, distritu ho proporsaun LSHS aas liu mak Ermera ho porsentu 49,86, tuirfali ho Oecusse ho porsentu 46,50 no Likisá ho porsentu 43,93 (Figura 1-21). Distritu ho proporsaun grupu idade sekundáriu menus liu hotu ba LSHS mak Lautem ho porsentu 16,30.

Tenke kuidadu bainhira interpreta LSHS iha relatóriu ne'e. LSHS ne'e mak kalkula uza Inskrisaun Líkidu Ajustadu atu nune'e nia hatudu labarik sira hosi grupu idade espesífiku ne'ebé la tama iha sistema eskola tomak (primáriu, pre-sekundáriu no sekundáriu). Maibé, LSHS temi iha ne'e eskloi nafatin labarik pre-eskolár sira. Nune'e, labarik balu ho sira prinsipalmente ho idade eskola primária ne'ebé konsidera sai hosi sistema (la tama iha sistema) bele matríkula iha pre-eskolár no nune'e sei konta hanesan la sai hosi sistema bainhira ensinu pre-eskolár mak inklui iha sistema. Liután, taxa LSHS sira iha distritu ka nivel edukasaun balu hatudu porsentu 0,00 iha gráfiku no Tabela sira iha relatóriu ne'e. Maibé iha realidade labarik balu la tama eskola bele iha hosi área hirak-ne'e. Ida-ne'e mosu tanba taxa LSHS mak kalkula bazeia ba projesaun populasaun hosi rezultadu sensus 2010 no la'ós ba númeru atuál populasaun nian iha 2012. Labarik sira iha eskola bele mós abandona eskola ona ka labarik sira la tuir eskola karik muda ba área hirak-ne'e hafoin tuir koleasaun dadus EMIS nian ba 2012.

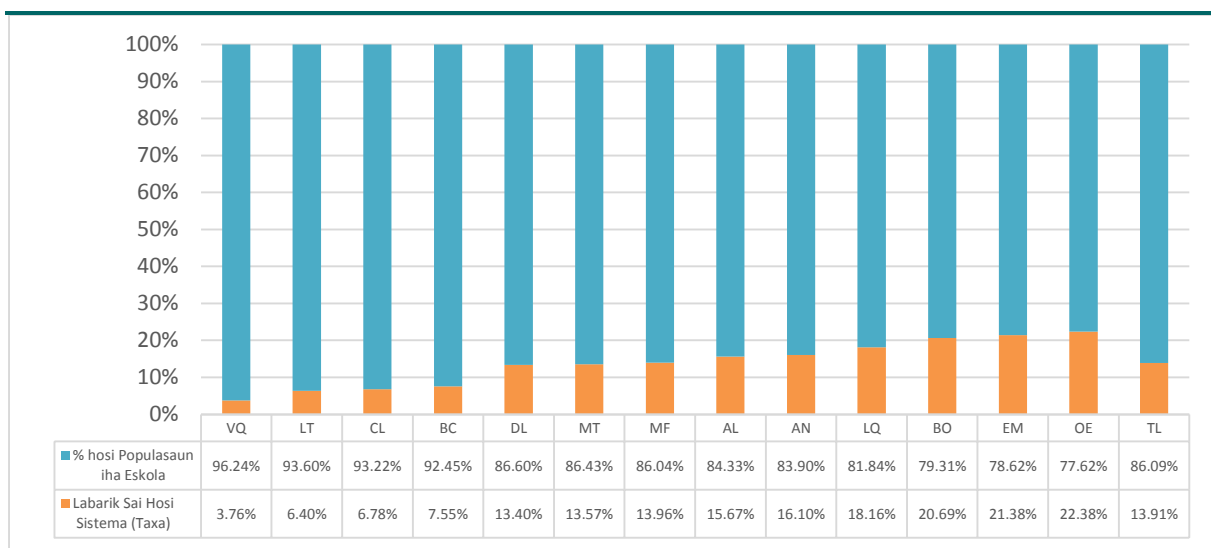
Figura 1-19 Taxa Inskrisaun Líkidu Ajustadu no Taxa Labarik Sai Hosi Sistema (%), Siklu 1 & 2 (Nivel Primáriu, tinan 6-11) iha 2012



Bazeia ba Tabela 15 iha Aneksu.

AL (Aileu); AN (Ainaro); BC (Baucau); BO (Bobonaro); CL (Covalima); DL (Dili); EM (Ermera); LT (Lautem); LQ (Likisá); MT (Manatuto); MF (Manufahi); OE (Oecusse); VQ (Vikeke); TL (Nasionál)

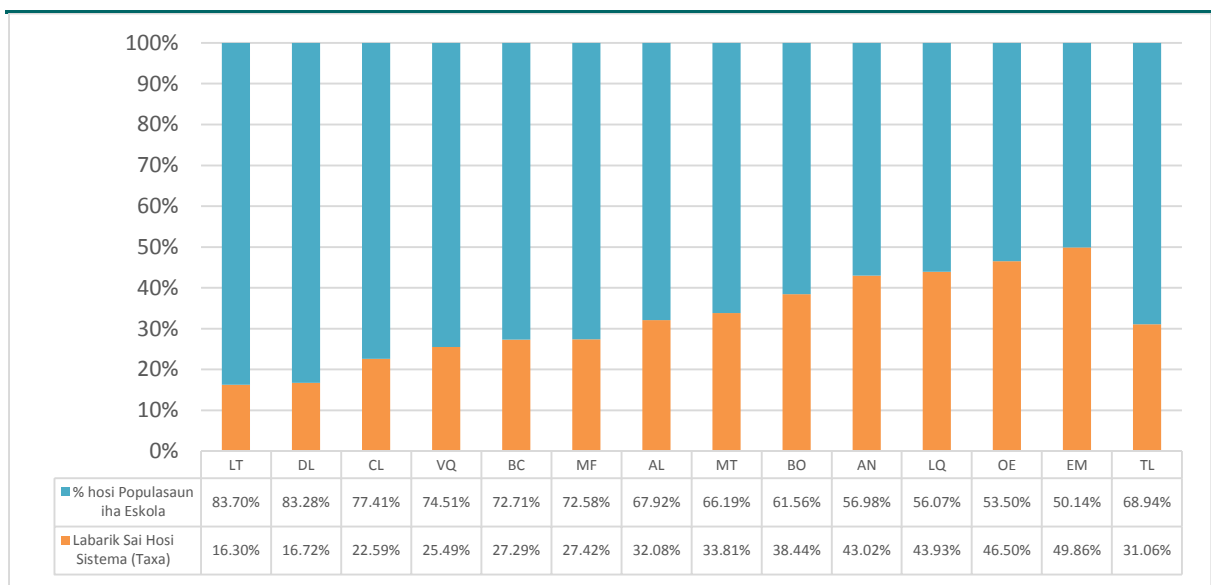
Figura 1-20 Persentajen hosi Estudante Idade Pre-Sekundáriu iha Eskola no Taxa Labarik Sai Hosi Sistema (%), Siklu 3 (Nivel Pre-Sekundáriu, tinan 12-14) iha 2012



Bazeia ba Tabela 15 iha Aneksu.

AL (Aileu); AN (Ainaro); BC (Baucau); BO (Bobonaro); CL (Covalima); DL (Dili); EM (Ermera); LT (Lautem); LQ (Likisá); MT (Manatuto); MF (Manufahi); OE (Oecusse); VQ (Vikeke); TL (Nasionál)

Figura 1-21 Persentajen Estudante Idade Sekundáriu iha Eskola no Taxa Labarik Sai Hosi Sistema (%), Nivel Sekundáriu (tinan 15-17) iha 2012



Bazeia ba Tabela 15 iha Aneksu.

AL (Aileu); AN (Ainaro); BC (Baucau); BO (Bobonaro); CL (Covalima); DL (Dili); EM (Ermera); LT (Lautem); LQ (Lilisá); MT (Manatuto); MF (Manufahi); OE (Oecusse); VQ (Vikeke); TL (Nasionál)

Kona-ba jéneru, iha 2012, iha taxa labarik sai hosi sistema aas liu ba mane sira iha siklu hotu hotu no ensinu sekundáriu kompara ho taxa ba feto sira (Figura 1-22). Tendénsia ne'e nu'udar kontinuasaun hosi 2011. Taxa labarik sai hosi sistema sa'e nafatin ba jéneru rua-hotu tuir nivel ensinu aas liután sira.

Figura 1-22 Persentajen Estudante Idade Eskola Ofisiál iha Eskola no Taxa LSHS (%) tuir Nivel Eskola (tinan 6-14) iha 2012



Bazeia ba Tabela 15 iha Aneksu.

7. Taxa Matrícula Líkidu (TML) ba Grau 1 tuir Distritu (Haree Tabela 16 iha Aneksu)

Iha nivel nasaun laran tomak, maizumenus porsentu 33,66 hosi labarik ho idade entrada eskola primária hosi grau 1 mak hahú sira-nia grau dahuluk ba ensinu primáriu iha 2012. (Figura 1-23). Taxa ida-ne'e kuaze porsentu 9,66 menus liután duké iha tinan 2011 no maizumenus porsentu 20,32 menus liután duké iha tinan 2010. Distritu hout hotu hatudu TML menus liután duké tinan foin liubá.

Iha nivel distritu, distritu sira-hotu hetan TML menus porsentu 45. Kondisaun ne'e iha 2012 mak diferente ho 2011 bainhira distritu tolu hetan TML iha ka aas liu porsentu 50.

TML menus liu hotu mak relata hosi Ermera ho porsentu 23,55, redusaun porsentu 11,51 hosi tinan foin liubá. Aileu mak menus liu hotu daruak ho porsentu 29,82 hanesan redusaun porsentu 13,42 hosi tinan foin liubá. TML aas liu hotu nafatin mak Lautem ho porsentu 42,19, tuirfali ho Vikeke ho porsentu 37,48. Lautem mós rejista redusaun porsentu 10,18 kompara ho tinan foin liubá no Vikeke rejista redusaun porsentu 3,96. Redusaun boot liu iha TML iha 2012, kompara ho 2011, mak iha Manatuto tun porsentu 15,14 (hosi porsentu 50,00 iha 2011 tun to'o porsentu 34,86 iha 2012) enkuantu redusaun menus liu hotu mak iha Covalima tun porsentu 3,14 (hosi porsentu 35,81 iha 2011 to'o porsentu 32,67 iha 2012).

Maski nune'e, hanesan ho TIL, tenke kuidadu bainhira interpreta mudansa ba TML kompara ho 2010 tanba denominadór ne'ebé uza iha 2010 mak bazeia ba medida absoluta iha Sensus 2010 enkuantu TML 2012 mak kalkula uza projesaun populasaun iha GDS nia "Eskenáriu Rekomendadu".

Taxa Matrícula Líkidu

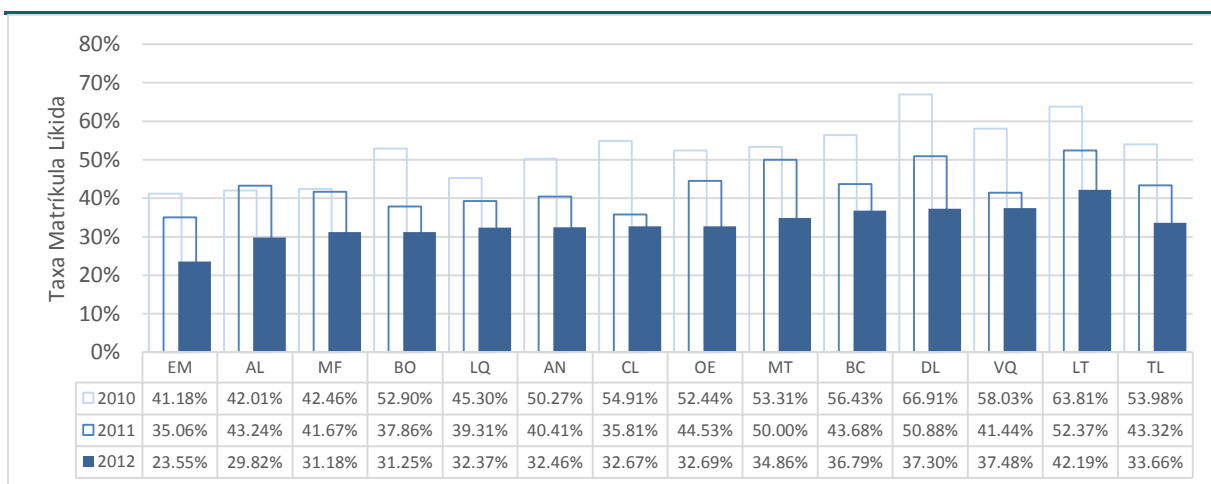
Proporsan hosi estudante foin tama grau dahuluk ensinu primáriu ne'ebé ho idade entrada eskola primária ofisiál, hasoru populasaun totál ho idade hanesan espresa nu'udar persentajen.

$TML_{p,t} =$

$$\frac{\text{Número labarik ho idade tama eskola primáriu ofisiál ne'ebé tama ba grau dahuluk ensinu primáriu iha tinan eskolár } t}{\text{Populasaun grupu idade entrada ensinu primáriu ofisiál iha tinan eskolár } t} \times 100$$

$p = \text{primáriu}$

Figura 1-23 Komparasaun Taxa Matrícula Líkidu 2010, 2011 no 2012 tuir Distritu no Nivel Nasionál

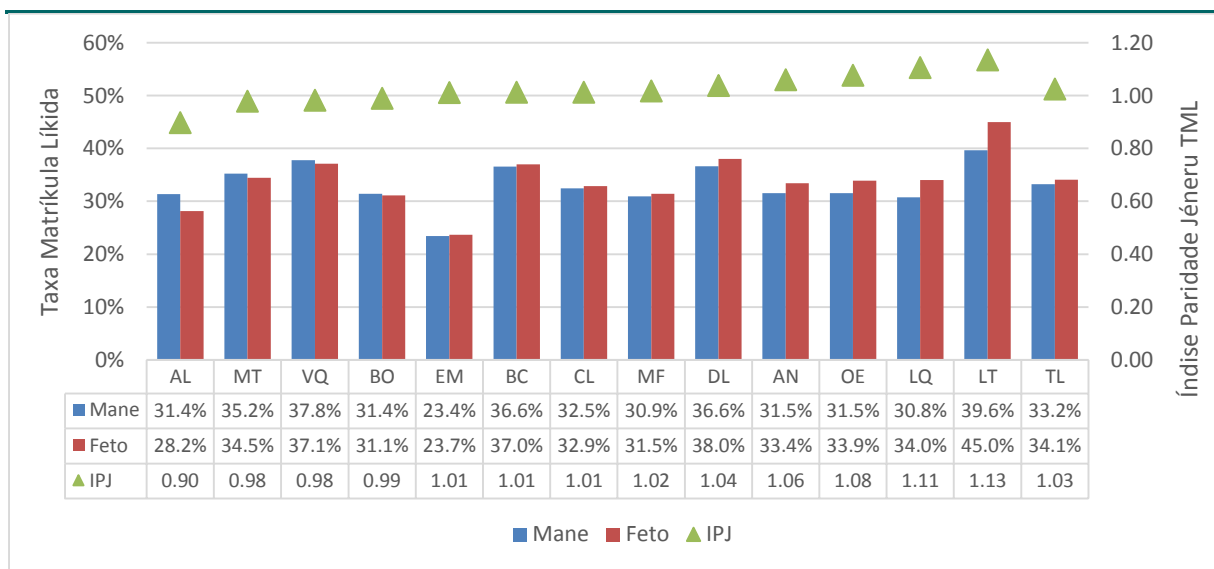


Bazeia ba Tabela 16 iha Aneksu no dadus hosi Livru Anuál Estatístiku Edukasaun uluk nian.

AL (Aileu); AN (Ainaro); BC (Baucau); BO (Bobonaro); CL (Covalima); DL (Dili); EM (Ermera); LT (Lautem); LQ (Likisá); MT (Manatuto); MF (Manufahi); OE (Oecusse); VQ (Vikeke); TL (Nasionál)

Índise Paridade Jéneru (IPJ) ba TML iha 2012 hatudu katak iha proporsaun boot liu hosi feto duké mane sira (Figura 1-24). Maski nune'e, lakuna ne'e mak la do'ok hosi igualdade entre mane no feto sira. IPJ iha 2012 hatudu dezigualdade uitoan entre feto no mane sira favorese liu ba feto sira iha nivel nasaun tomak (1,03). Tuir distritu, distritu sia hatudu IPJ favorese ba feto sira: Ermera (1,01), Baucau (1,01), Covalima (1,01), Manufahi (1,02), Dili (1,04), Ainaro (1,06), Oecusse (1,08), Likisá (1,11) no Lautem (1,13).

Figura 1-24 Taxa Matrícula Líkidu tuir Seksu, no Índise Paridade Jéneru TML (IPJ) tuir Distritu iha 2012



Bazeia ba Tabela 16 iha Aneksu.

AL (Aileu); AN (Ainaro); BC (Baucau); BO (Bobonaro); CL (Covalima); DL (Dili); EM (Ermera); LT (Lautem); LQ (Likisá); MT (Manatuto); MF (Manufahi); OE (Oecusse); VQ (Viqueke); TL (Nasionál)

Índise Paridade Jéneru (IPJ) hosi TML ne'e mak kalkula hanesan TML feto divididu liuhosi TML mane. IPJ liu 1,00 signifika katak TML ba feto sira mak aas liután duké TML ba mane sira.

8. Taxa Matrícula Aparente (TMA) hosi Grau 1 tuir Distritu (Haree Tabela 17 iha Aneksu)

Iha nasaun laran tomak, númeru estudante ensinu primáriu grau dahuluk foin tama eskola hosi idade hotu hotu ka TMA mak maizumenus porsentu 105,76 ka kuaze porsentu 15,83 menus liután duké tinan foin liubá nia TMA porsentu 121,59 (Figura 1-25).

Dadus tuir distritu hatudu katak Baucau hetan TMA aas liu hotu iha 2012 ho porsentu 118,08, tuirfali ho Ainaro ho porsentu 117,54. Iha distritu haat ho TMA menus liu porsentu 100 ho Oecusse menus liu hotu. Hirak-ne'e mak: Dili (porsentu 99,21), Manatuto (porsentu 97,34), Manufahi (porsentu 98,42) no Oecusse (porsentu 96,79).

Kompara ho tinan 2011, distritu hotu hotu hatudu TMA menus liután iha 2012. Redusaun boot liu hotu ba TMA mak hetan iha Manatuto tun porsentu 35,94, tuirfali ho Ermera tun porsentu 28,48, Oecusse tun porsentu 25,74 no Manufahi tun porsentu 25,11. Distritu Covalima hatudu redusaun boot liu hotu hosi 2011 to'o 2012 tun porsentu 3,11. Distritu sira—seluk hotu hetan TMA sira ne'ebé porsentu 8,50 to'o 15,25 menus liután.

Taxa Matrícula Aparente

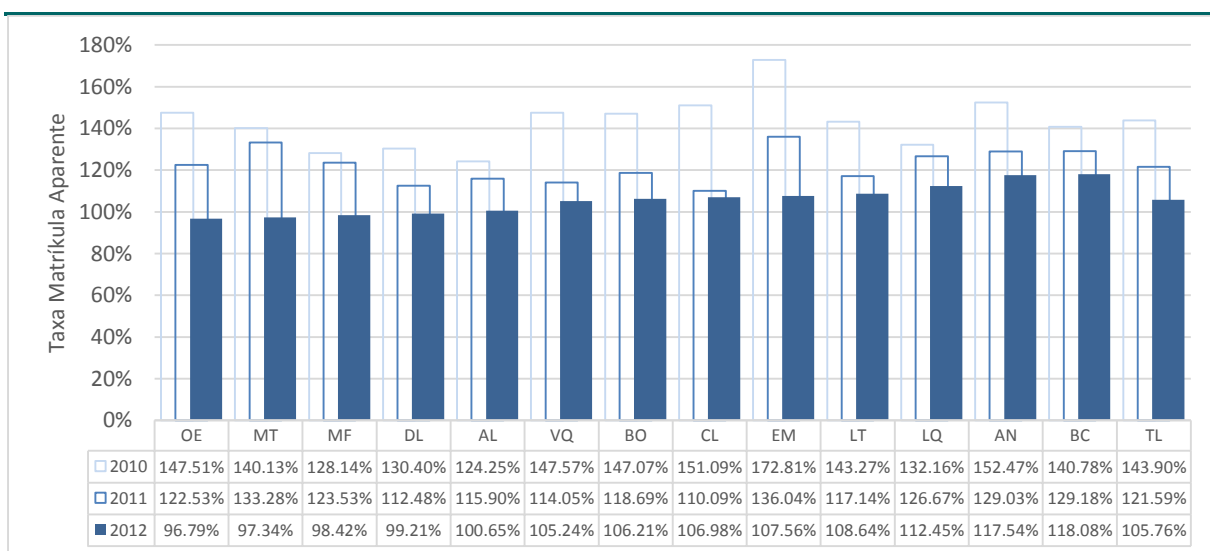
Proporsan hosi estudante foin tama grau dahuluk ensinu primáriu, ketak haree ba idade, hasoru populasan total hosi grupu idade entrada eskola primária, espresa nu'udar percentajen.

$TMA_{p,t} =$

$$\frac{\text{Númeru estudante foin tama grau dahuluk ensinu primáriu (idade hotu) iha tinan eskolár } t}{\text{Populasan grupu idade entrada ensinu primáriu ofisiál iha tinan eskolár } t} \times 100$$

$p = \text{primáriu}$

Figura 1-25 Komparasaun Taxa Matrícula Aparente ba 2010, 2011 no 2012 tuir Distritu



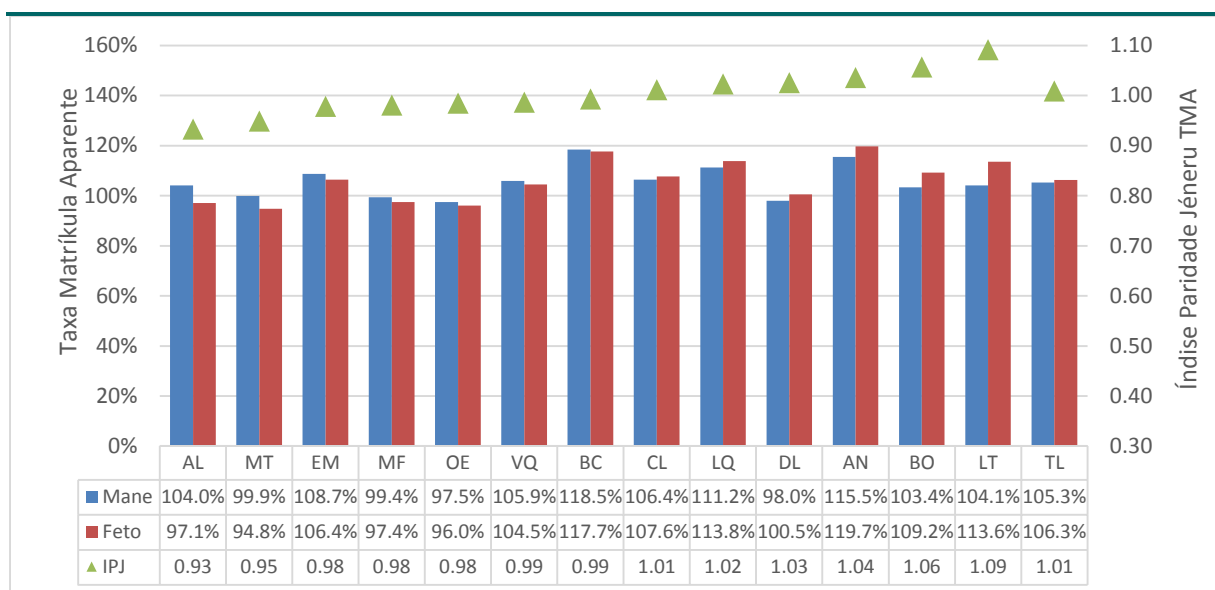
Bazeia ba Tabela 17 iha Aneksu no dadus hosi Livru Anuál Estatístiku Edukasaun uluk nian.

AL (Aileu); AN (Ainaro); BC (Baucau); BO (Bobonaro); CL (Covalima); DL (Dili); EM (Ermera); LT (Lautem); LQ (Likisá); MT (Manatuto); MF (Manufahi); OE (Oecusse); VQ (Viqueke); TL (Nasionál)

IPJ iha nasaun laran tomak mak 1,01 favorese ba feto sira iha 2012 (Figura 1-26). Ida-ne'e opostu ho IPJ ba 2011 hanesan 0,99 iha nivel nasional, bainhira maioria distritu sira hetan IPJ favorese ba mane sira.

Distritu hitu hetan IPJ favorese ba mane sira. Hirak-ne'e mak: Aileu (0,93), Manatuto (0,95), Ermera (0,98), Manufahi (0,98), Oecusse (0,98), Vikeke (0,99) no Baucau (0,99). Iha sorin seluk, iha distritu neen ho IPJ favorese ba feto sira: Covalima (1,01), Likisá (1,02), Dili (1,03), Ainaro (1,04), Bobonaro (1,06) no Lautem (1,09).

Figura 1-26 Taxa Matrícula Aparente tuir Seksu no Índise Paridade Jéneru TMA (IPJ) iha 201



Bazeia ba Tabela 17 iha Aneksu.

AL (Aileu); AN (Ainaro); BC (Baucau); BO (Bobonaro); CL (Covalima); DL (Dili); EM (Ermera); LT (Lautem); MT (Manatuto); VQ (Vikeke); LQ (Likisá); MF (Manufahi); OE (Oecusse); TL (Nasionál)

Índise Paridade Jéneru (IPJ) ba TMA mak kalkula hanesan TMA feto divididu hosi TMA mane. IPJ liu 1,00 signifika TMA feto nian mak aas liu TMA ba mane sira.

9. Proporsaan Profesór-Alunu (PPA) tuir Nivel Ensinu no Distritu (Haree Tabela 18 iha Aneksu)

Númeru profesór ne'ebé uza ba kalkulasaun PPOA ida-ne'e inklui de'it profesór sira serbisu tempu tomak no serbisu tempu sorin-balun. Profesór voluntáriu la inklui iha tinan ne'e nia kalkulasaun maibé inklui iha 2010 nian.

Iha nasaun laran tomak, PPA mak maizumenu 39,3 iha eskola primária sira, 30,4 iha Eskola Bázika Sentrá¹, 38,3 iha eskola pre-sekundária no 28,2 iha eskola sekundária sira (Figura 1-27). Iha nivel eskola hotu hamutuk, PPA mak 35,0.

Kompara ho tinan 2011, iha nasaun laran tomak, iha aumentu ba PPA sa'e 0,6 iha eskola primária sira, 0,3 iha Eskola Bázika, 0,4 iha eskola pre-sekundária, no 0,9 iha eskola sekundária, respetivamente.

Tuir distritu no nivel ensin, iha distritu ida-de'it (Manufahi) ho PPA menus liu 30 iha Eskola Bázika. Hosi distritu lima seluk Ermera hetan PPA aas liu distritu sira-seluk ho 48,1. PPA ba distritu haat seluk mak 30,5 iha Oecusse, 31,7 iha Bobonaro, 32,2 iha Dili no 34,6 iha Ainaro.

Iha eskola pre-sekundária sira, hanesan iha tinan 2011, iha distritu lima ho PPA liu 30 ho Dili aas liu fali distritu sira-seluk ho PPA hanesan 75,4. Distritu sira-seluk mak Manatuto (35,2), Ainaro (41,9), no Lautem (53,4).

Iha distritu haat ho PPA liu 30. Hirak-ne'e mak: Ainaro (34,0), Likisá (34,2), Dili (35,2) no Ermera (44,6).

Kompara PPA iha tinan 2012 ho 2011, Baucau hetan aumentu boot liu ba PPA iha eskola primária no Eskola Bázika hotu, i.e. sa'e 2,9 iha primária no sa'e 15,1 iha Eskola Bázika, respetivamente. Iha eskola pre-sekundária sira, Bobonaro hetan aumentu boot liu hotu ba PPA hanesan sa'e 39,4, no Baucau de'it hetan aumentu ba eskola sekundária sa'e 12,1.

Proporsaan Profesór-Alunu

Númeru médiu hosi alunu ba kada profesór ida iha nivel ensin saida de'it, bazeia ba kontajen ulun hosi alunu no profesór sira*.

Nivel Primáriu

PPAp, t =

$$\frac{\text{Númeru totál hosi alunu iha eskola primária sira iha tinan eskolár } t}{\text{Númeru totál hosi profesór iha eskola primária sira iha tinan eskolár } t} \times 100$$

p = primáriu

Nivel Eskola Bázika

PPAeb, t =

$$\frac{\text{Númeru totál hosi alunu iha eskola bázika sira iha tinan eskolár } t}{\text{Númeru totál hosi profesór iha eskola bázika sira iha tinan eskolár } t} \times 100$$

eb = Eskola Bázika

Nivel Pre-Sekundáriu

PPAps, t =

$$\frac{\text{Númeru totál hosi alunu iha eskola pre - sekundária sira iha tinan eskolár } t}{\text{Númeru totál hosi profesór iha eskola pre - sekundária sira iha tinan eskolár } t} \times 100$$

ps = pre- sekundáriu

Nivel Sekundáriu

PPAs, t =

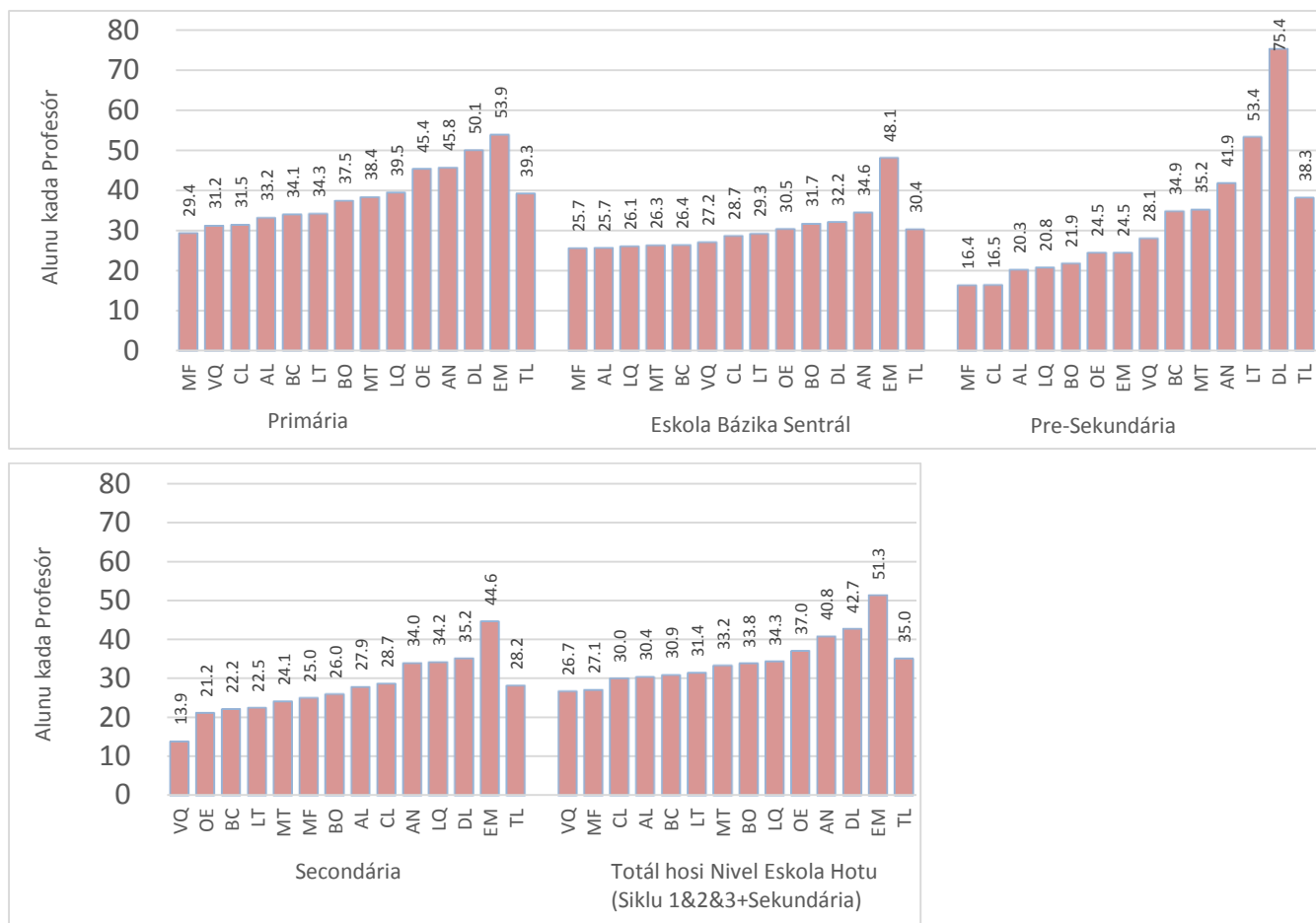
$$\frac{\text{Númeru totál hosi alunu iha eskola sekundária sira iha tinan eskolár } t}{\text{Númeru totál hosi profesór iha eskola sekundária sira iha tinan eskolár } t} \times 100$$

s = sekundáriu

*Profesór sira mak konta hanesan ida-de'it keta haree ba tipu (tempu tomak ka tempu sorin-balun).

¹ Eskola Bázika nu'udar eskola sentrá iha Agrupamentu ida. Agora daudaun, Timor-Leste uza sistema Agrupamentu ba Ensinu Báziku (G1 to'o G9). Agrupamentu ne'e kompostu hosi Eskola Bázika (eskola sentrá) no eskola filiál (eskola satélite). Eskola Bázika ne'e tuur iha sentru jeográfiku agrupamentu nian (núkleu). Eskola hirak-ne'e fornese edukasaun ba Ensinu Báziku siklu tolu (G1 to'o G9) no bele iha facilidade infraestrutur importante.

Figura 1-27 Proporsan Profesór Alunu iha Eskola Primária, Eskola Bázika Sentrá, Pre-Sekundária no Sekundária iha 2012



Bazeia ba Tabela 18 iha Aneksu.

AL (Aileu); AN (Ainaro); BC (Baucau); BO (Bobonaro); CL (Covalima); DL (Dili); EM (Ermera); LT (Lautem); LQ (Líkisá); MT (Manatuto); MF (Manufahi); OE (Oecusse); VQ (Vikeke); TL (Nasionál)

10. Medida Klase Média tuir Nivel Ensinu no Distritu (Haree Tabela 19 iha Aneksu)

Iha nasaun laran tomak, medida klase média iha nivel primáriu iha 2012 hela hanesan ho tinan foin liubá, i.e. estudante na'in 30 iha eskola primária pública sira (siklu 1 no 2) no estudante na'in 29 iha eskola primária privada sira (siklu 1 no 2) (Figura 1-28).

Iha nivel pre-sekundáriu, medida klase média iha tinan ne'e nia laran mak menus liu duké tinan foin liubá, i.e. estudante na'in 38 iha eskola pública sira no estudante na'in 37 iha eskola privada sira ka estudante na'in 3 menus liu kada klase iha eskola pública no estudante na'in 2 menus liu ba kada klase iha eskola privada sira (Figura 1-29).

Iha nivel sekundáriu, iha nasaun laran tomak, medida klase média mak estudante na'in 51 kada klase iha eskola pública, estudante na'in 48 kada klase iha eskola privada no estudante na'in 50 kada klase iha eskola sekundária (Figura 1-30). Númeru sira-ne'e mak aas liután duké 2011 nian. Iha aumentu estudante na'in lima ba kada klase, iha nasaun laran tomak, iha eskola sekundária pública, estudante na'in rua kada klase iha eskola sekundária privada no estudante na'in haat iha kada klase iha eskola sekundária hotu hotu iha 2012.

Bainhira haree ba númeru sira tuir siklu no distritu, Ainaro, Dili, Ermera, Likisá no Oecusse kontinua atu iha medida klase média (eskola pública no privada hamutuk) aas liu estudante na'in 30 iha 2012 iha ensin u báziku siklu 1, i.e. Ainaro (33), Dili (40), Ermera (37), Likisá (35) no Oecusse (34). Ainaro no Likisá iha númeru estudante uitoan aas liu iha 2012 kompara ho 2011, i.e. sa'e estudante rua no ida ba kada klase, respetivamente.

Iha ensin u báziku siklu 2, exepu iha Dili, Likisá mós iha medida klase média liu estudante na'in 30. Likisá aumenta estudante haat tan iha tinan nia laran (estudante na'in 27 iha 2011 sa'e to'o estudante na'in iha 2012) enkuantu Dili sa'e estudante ida tan (estudante na'in 34 iha 2011 sa'e to'o estudante na'in 35 iha 2012).

Hanesan ho tinan 2011, distritu hotu hotu iha medida klase média aas liután duké estudante na'in 30 iha siklu 3 ka nivel pre-sekundáriu. Maibé, distritu hotu hotu iha medida klase média ki'ik liután duké 2011 exepu Ainaro ne'ebé rejista estudante na'in 35 ba kada klase, sa'e estudante na'in ida, enkuantu Oecusse laiha mudansa iha tinan ne'e. Dili hela nafatin aas liu hotu, mezmuké iha redusaun tun estudante na'in neen iha tinan ne'e kompara ho tinan 2011.

Iha nivel sekundáriu, distritu hotu hotu iha medida klase média liu estudante na'in 30 ho númeru aas liu hotu iha Aileu ho estudante na'in 60 no ida menus liu iha Vikeke ho estudante na'in 33. Bobonaro hetan aumentu aas liu hotu no númeru absolutu ba medida klase média sa'e porsentu 37,14 no estudante na'in 13 tan (estudante na'in 35 iha 2011 sa'e to'o estudante na'in 48 iha 2012). Rua-hotu persentajen aas liu hotu no redusaun absolutu ba medida klase média mosu iha Lautem tun porsentu 24,56 ho estudante na'in 14 menus liután ba kada klase (estudante na'in 57 iha 2011 tun to'o estudante na'in 43 iha tinan 2012).

Medida Klase Média

Refere ba divizaun estudante ne'ebé tuir kursu estudu komún, bazeia ba númeru aas liu hotu hosi kursu komún (baibain estudu obrigatóriu sira), no eskui ensin u iha subgrupu ketak hosi sala-aula baibain no programa nesidade espesial sira.

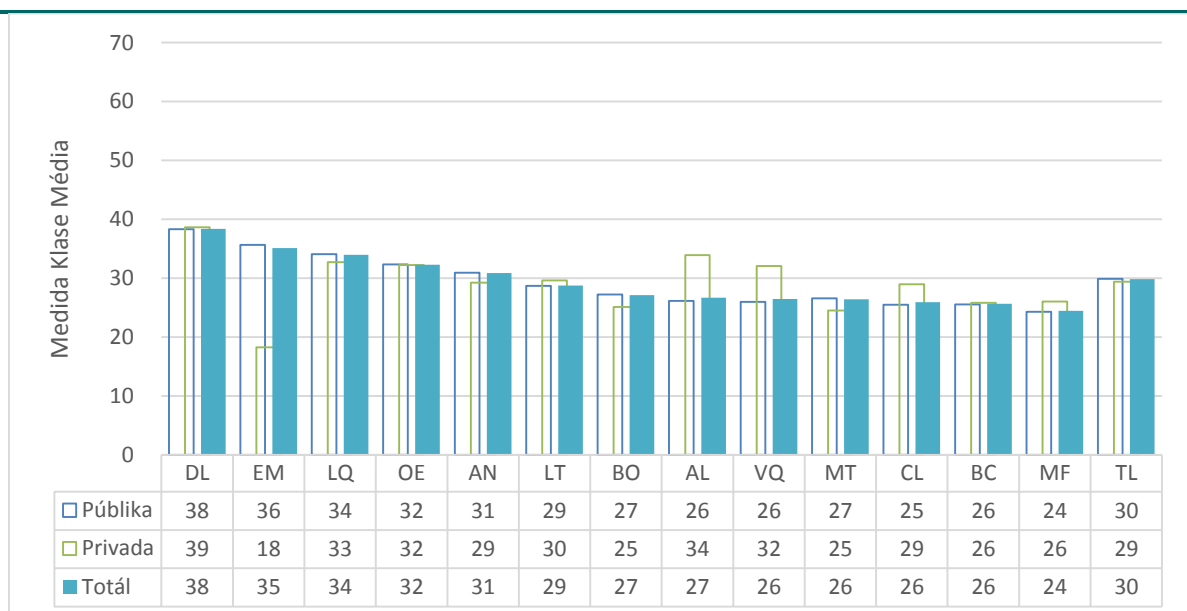
Medida Klase Média =

$$\frac{\text{Númeru totál hosi estudante matrikula iha nivel ensin u espesifiku iha tinan eskolár t}}{\text{Númeru totál hosi klase iha nivel ensin u espesifiku iha tinan eskolár t}}$$

Klase ida nu'udar estrutura pedagójika iha-ne'ebé estudante ida-idak mak rejista. Keta haree ba nivel estudu, estudante ida mak rejista iha klase ida-de'it. Labele konfundu ho númeru sala-aula.

Iha tinan ne'e nia laran distritu Dili nafatin hetan medida klase média aas liu hotu iha hakat siklu hotu hotu (ensinu báziku siklu 1, ensinu báziku siklu 2) no nivel (primáriu no pre-sekundáriu hosi nasaun tomak.

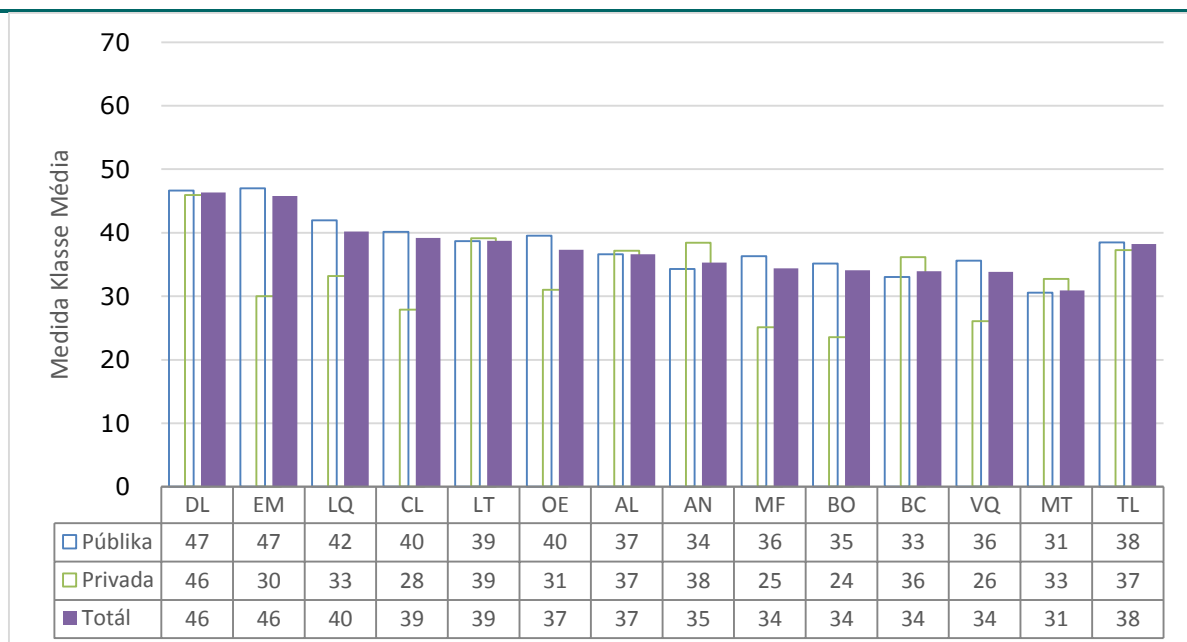
Figura 1-28 Medida Klase Média iha Eskola Públika no Privada (Siklu 1 & 2) iha 2012



Bazeia ba Tabela 19 iha Aneksu.

AL (Aileu); AN (Ainaro); BC (Baucau); BO (Bobonaro); CL (Covalima); DL (Dili); EM (Ermera); LT (Lautem); LQ (Likisá); MT (Manatuto); MF (Manufahi); OE (Oecusse); VQ (Vikeke); TL (Nasionál)

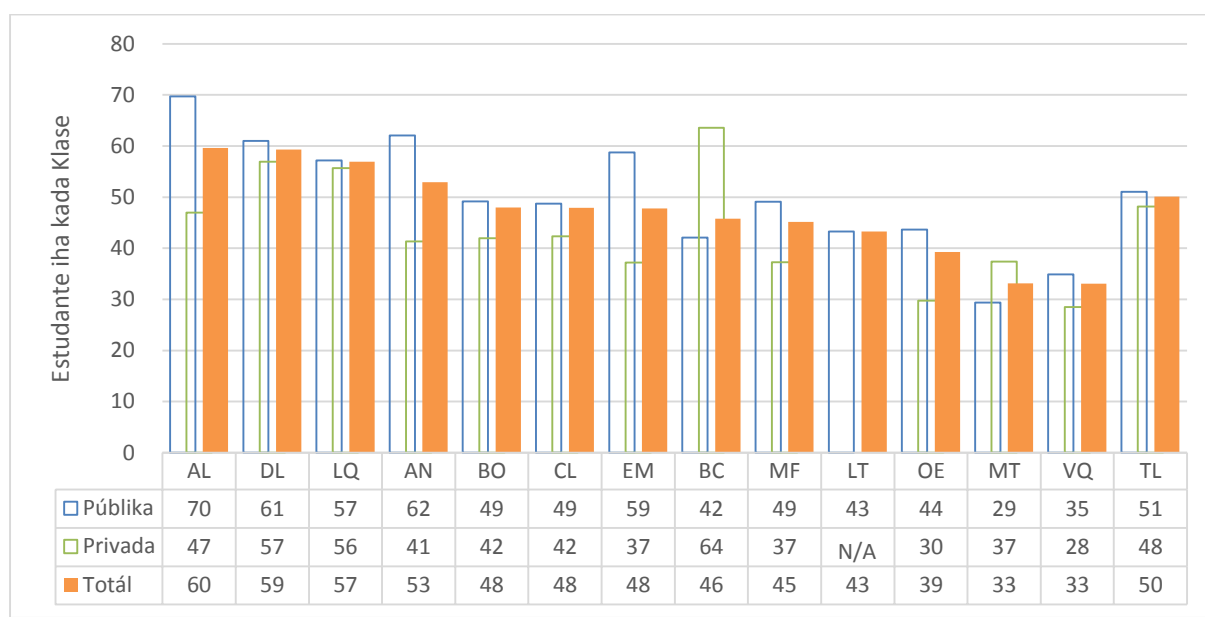
Figura 1-29 Medida Klase Média iha Eskola Pre-Sekundária (Cycle 3) Públika no Privada sira iha 2012



Bazeia ba Tabela 19 iha Aneksu.

AL (Aileu); AN (Ainaro); BC (Baucau); BO (Bobonaro); CL (Covalima); DL (Dili); EM (Ermera); LT (Lautem); LQ (Likisá); MT (Manatuto); MF (Manufahi); OE (Oecusse); VQ (Vikeke); TL (Nasionál)

Figura 1-30 Medida Klase Média iha Eskola Sekundária Pública no Privada sira iha 2012



Bazeia ba Tabela 19 iha Aneksu.

AL (Aileu); AN (Ainaro); BC (Baucau); BO (Bobonaro); CL (Covalima); DL (Dili); EM (Ermera); LT (Lautem); LQ (Likisá); MT (Manatuto); MF (Manufahi); OE (Oecusse); VQ (Vikeke); TL (Nasionál)
Laiha eskola privada sira iha Lautem (LT).

2. Progresan no Konkluzan



UNICEF Timor-Leste/2013/ MMaglipon

1. Taxa Promosaun (TP) (%) tuir grau (Haree Tabela 20 no 21 iha Aneksu)

Hanesan ho tinan rua foin liubá (2010 no 2011), taxa promosaun sira iha nasaun laran tomak mak aas liután iha grau aas liu sira (Figura 2-1). Taxa promosaun menus liu hotu mak hosi Grau 1 to'o Grau 2 ho porsentu 60,23. Taxa promosaun mak porsentu 85,98 hosi Grau 5 to'o Grau 6, porsentu 91,38 hosi Grau 10 to'o grau 11, no porsetnu 92,35 hosi Grau 11 to'o Grau 12.

Kompara ho tinan foin liubsá, iha nasaun laran tomak no tuir grau, taxa promosaun ba tinan ida-ne'e mak uitoan menus liu iha grau sira-hotu exeptu iha Grau 11 to'o Grau 12, ne'ebé hatudu aumentu uitoan sa'e porsentu 0,29 (hosi porsentu 92,96 iha 2011).

Grau hotu hotu tuir distritu hetan taxa promosaun aas liu porsentu 60 exeptu taxa promosaun hosi Grau 1 to'o Grau 2. Maibé, taxa promosaun hosi Grau 1 to'o Grau 2 mós aas liu porsentu 60 iha Dili no Manufahi.

Dili hetan taxa promosaun aas liu hotu iha grau sira-hotu iha nivel primáriu. Iha nivel pre-sekundáriu, Covalima hetan taxa promosaun aas liu hotu hosi Grau 7 to'o Grau 8 ho porsentu 94,16 bainhira Lautem hetan taxa promosaun aas liu hotu hosi Grau 8 to'o Grau 9 ho porsentu 93,05. Iha nivel sekundáriu, taxa promosaun aas liu hotu ba tinan ida-ne'e mak iha Ainaro hosi Grau 10 to'o Grau 11 (porsentu 95,56) bainhira Lautem hetan taxa promosaun aas liu hotu hosi Grau 11 to'o Grau 12 (porsentu 96,07).

Redusaun boot liu ba taxa promosaun tuir grau no distritu, kompara ho tinan foin liubá, mak:

- Grau 1 to'o Grau 2: Bobonaro tun porsentu 3,53 kompara ho 2011 (hosi porsentu 53,35 iha 2011 tun to'o porsentu 49,82 iha 2012);
- Grau 2 to'o Grau 3: Ainaro tun porsentu 6,50 kompara ho 2011 (hosi porsentu 79,46 iha 2011 tun to'o porsentu 72,97 iha 2012);
- Grau 3 to'o Grau 4: Covalima tun porsentu 6,29 kompara ho 2011 (hosi porsentu 82,64 iha 2011 tun to'o porsentu 76,35 iha 2012);
- Grau 4 to'o Grau 5: Aileu tun porsentu 4,70 kompara ho 2011 (hosi porsentu 80,48 iha 2011 tun to'o porsentu 75,78 iha 2012);
- Grau 5 to'o Grau 6: Ainaro tun porsentu 7,77 kompara ho 2011 (hosi porsentu 91,35 iha 2011 tun to'o porsentu 83,58 iha 2012);
- Grau 7 to'o Grau 8: Manatuto tun porsentu 4,42 kompara ho 2011 (hosi porsentu 90,18 iha 2011 tun to'o porsentu 85,76 iha 2012);
- Grau 8 to'o Grau 9: Manatuto tun porsentu 7,15 kompara ho 2011 (hosi porsentu 93,56 iha 2011 tun to'o porsentu 86,41 iha 2012);
- Grau 10 to'o Grau 11: Baucau tun porsentu 5,54 kompara ho 2011 (hosi porsentu 88,81 iha 2011 tun to'o porsentu 83,27 iha 2012);
- Grau 11 to'o Grau 12: Manatuto tun porsentu 7,13 kompara ho 2011 (hosi porsentu 94,48 iha 2011 tun to'o porsentu 87,35 iha 2012).

Atu haree taxa promosaun ba Grau 6 to'o Grau 7 no hosi Grau 9 to'o Grau 10, refere ba Taxa Tranzisaun hosi nivel Primáriu to'o Pre-Sekundáriu no hosi nivel Pre-Sekundáriu to'o Sekundáriu.

Taxa Promosaun

Nu'udar proporsaun hosi estudante sira ne'ebé kompleta ho susesu grau ida no sa'e ba grau tuirmai iha tinan oinmai.

$$TP_{g,t} =$$

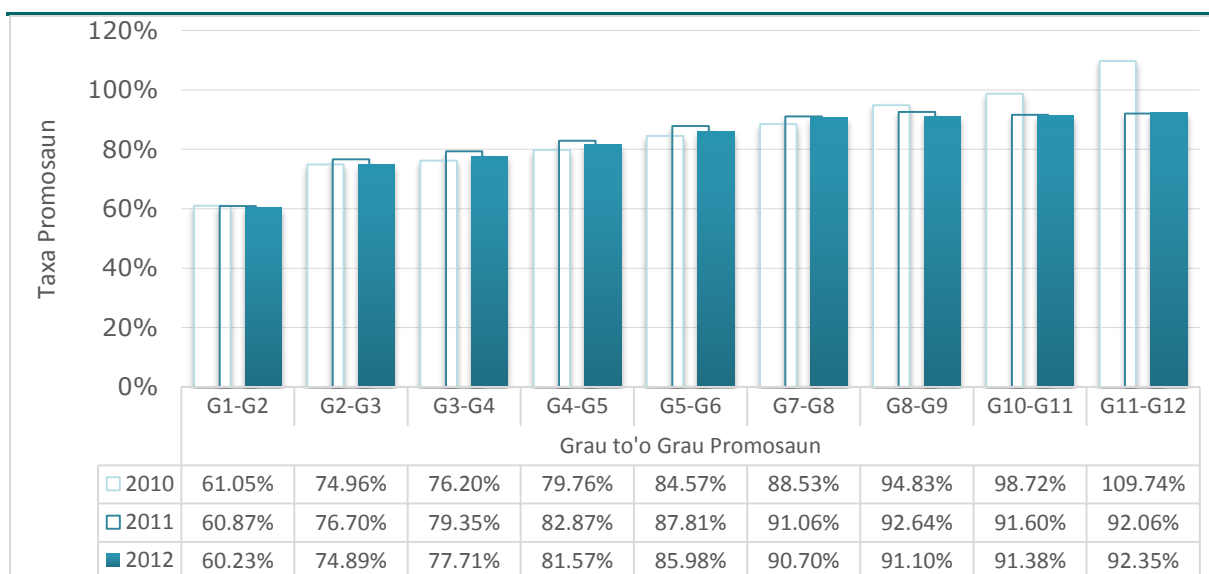
$$\frac{\text{Número alunu promovidu iha grau } g + 1, \text{ iha tinan eskolár } t + 1}{\text{Número alunu matríkula iha grau } g, \text{ iha tinan eskolár } t} \times 100$$

KA

$$TP_{g,t} =$$

$$\frac{\left(\text{Inskrisaun totál iha grau } g + 1 \right) \text{ iha tinan eskolár } t + 1 - \left(\text{Número repetente sira iha grau } g + 1 \text{ iha tinan eskolár } t + 1 \right)}{\left(\text{Número alunu matríkula iha grau } g, \text{ iha tinan eskolár } t \right)} \times 100$$

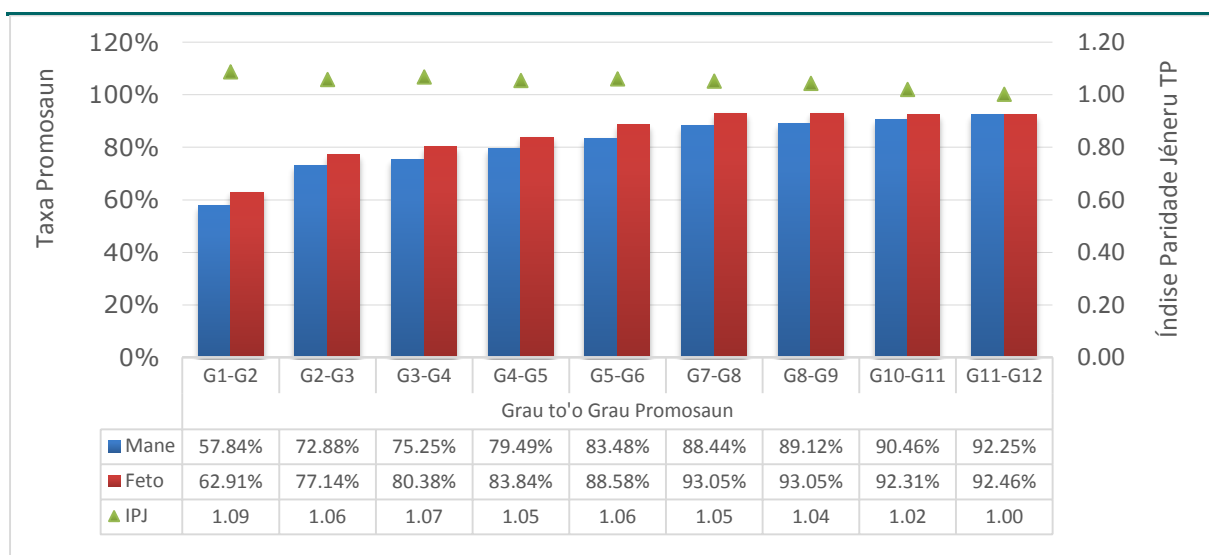
Figura 2-1 Taxa Promosaun Nivel Nasionál ba Estudante Primáriu, Pre-Sekundáriu no Sekundáriu sira iha 2011 no 2012



Bazeia ba Tabela 20 no 21 iha Aneksu no dados hosi Livru Anuál Estatístiku Edukasaun 2011.

Kona-ba jéneru, taxa promosaun mak aas liután ba feto sira duké ba mane sira iha grau hotu hotu (Figura 2-2). Diferensa iha taxa promosaun entre estudante mane no feto sira mak tun bá beibeik bainhira sa'e ba grau aas liu. Iha grau 11 to'o 12, IPJ hatudu kauze hanesan de'it iha 1,002.

Figura 2-2 Taxa Promosaun Nivel Nasionál tuir Seksu no Índise Paridade Jéneru (IPJ) iha 2012



Bazeia ba Tabela 20 no 21 iha Aneksu.

2. Taxa Tranzisaun (TT) (%) hosi Nivel Primáriu to'o Pre-Sekundáriu no hosi Nivel Pre-Sekundáriu to'o Sekundáriu tuir Distritu (Haree Tabela 22 iha Aneksu)

Iha nasaun laran tomak, maizumenu porsentu 74,77 hosi estudante primáriu grau 6 halo progresu ba grau dahulu (grau 7) eskola pre-sekundária (Figura 2-3). Ho liafuan seluk, hosi estudante eskola primária grau ikus liu na'in 26.584, estudante na'in 19.877 matrikula tama ba grau dahuluk iha eskola pre-sekundária. Kompara ho tinan foin liubá, taxa ne'e tun porsentu 2,73 (hosi porsentu 77,50 iha 2011 tun to'o porsentu 74,77 iha 2012).

Hosi grau ikus liu iha pre-sekundáriu to'o grau dahulu iha nivel sekundáriu, maizumenu porsentu 71,94 hosi estudante pre-sekundáriu halo progresu ba grau dahulu iha eskola sekundária. Taxa ne'e tun porsentu 5,49 hosi tinan 2011 (porsentu 77,43).

Tenke iha kuidadu bainhira kompara taxa tranzisaun 2010 no 2011/2012 nian. Métodu kalkulasiun ba taxa tranzisaun ne'e muda tiha ona ba tinan 2011 no 2012. Ba tinan 2012, kalkulasiun taxa tranzisaun uza dados hosi tinan rua, hanesan, estudante foin tama ba grau 7 (eskola pre-sekundária) iha tinan 2013 no estudante matrikula iha grau 6 (eskola primária) iha 2012. Hosi estudante foin matrikula ba grau 7 iha 2013, mesak de'it estudante sira ne'ebé resjista iha distritu ruma iha rai-laran no matrikuladu iha grau 6 iha 2012 mak sesiona nu'udar estudante foin tama. Ida-ne'e mosu tanba iha número estudante foun balu ne'ebé hosik hela sistema eskola durante tempu ruma iha pasadu, no taxa tranzisaun bele sa'e liu porsentu 100 se karik konta estudante hirak-ne'e hanesan estudante foin tama. Maibé, ho métodu kalkulasiun foun, taxa tranzisaun hodi nivel pre-sekundáriu to'o sekundáriu iha Dili nafatin sai liu porsentu 100. Razaun ba buat ida-ne'e mak katak estudante sira ne'ebé resjista ona iha distritu seluk muda ba Dili atu tama ba eskola sekundária iha tinan 2013, ho rezultadu katak populasaun estudante grau 10 sai boot liu inskrisaun ba grau 9 iha tinan foin liubá.

Taxa Tranzisaun

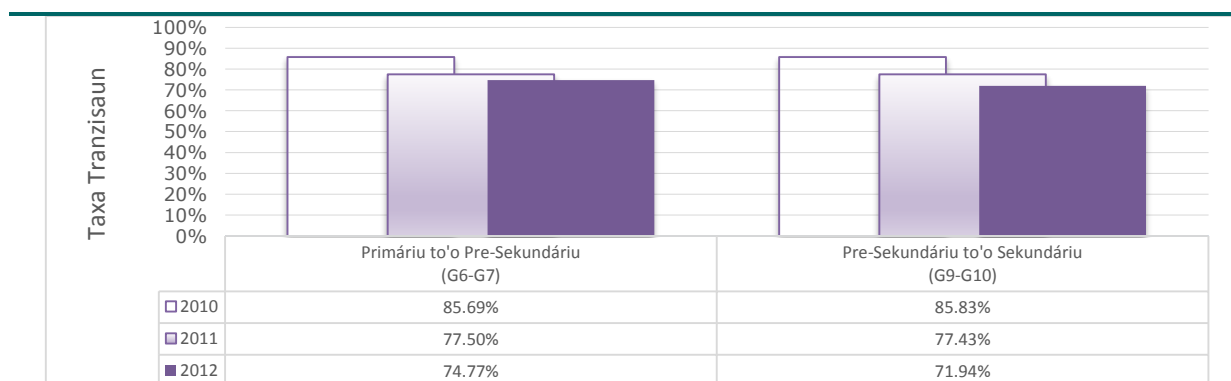
Nu'udar proporsaun estudante ne'ebé halo progresu hosi grau ikus liu iha nivel ida to'o grau dahuluk iha nivel tuirmai, espresa nu'udar persentajen hosi sira ne'ebé matrikuladu iha grau ikus liu iha tinan skolár foin liubá. Ne'e hatudu porsentu asesu ba nivel tuirmai, hodi sukat mobilidade sa'e ba leten iha ierarkia edukasaun.

TT uluk to'o tuirmai, t =

$$\frac{\text{Estudante foun iha grau dahuluk iha nivel tuirmai iha tinan skolár } t + 1}{\text{Número estudante iha grau ikus liu iha nivel ulukliu iha tinan skolár } t} \times 100$$

*uluk to'o tuirmai =
nivel foin uluk to'o nivel tuirmai*

Figura 2-3 Taxa Tranzisaun Nivel Nasionál hosi Nivel Primáriu to'o Pre-Sekundáriu no hosi Pre-Sekundáriu to'o Sekundáriu iha 2010, 2011 no 2012



Bazeia ba Tabela 22 iha Aneksu no dados hosi Livru Anuál Estatístiku Edukasaun sira.

Kona-ba taxa tranzisaun hosi nivel primáriu to'o pre-sekundáriu tuir distritu, iha distritu haat hosi sanulu-resin-tolu ho taxa tranzisaun liu porsentu 80 (Figura 2-4). Distritu haat ne'e mak distritu haat hanesan nafatin ho taxa liu porsentu 80 iha tinan 2011: Aileu (porsentu 81,89), Baucau (porsentu 83,12), Dili (porsentu 82,97) no Manufahi (porsentu 87,23). Taxa tranzisaun aas liu hotu mak rejista iha Manufahi ho porsentu 87,23 no ida menus liu hotu mak iha Lautem ho porsentu 57,11.

Kompara ho 2011, distritu haat de'it rejista taxa tranzisaun aas liután iha 2012 ho aumentu aas liu hotu iha Manufahi sa'e porsentu 7,03 (hosi porsentu 80,21 iha 2011 sa'e to'o porsentu 87,23 iha 2012), tuirfali ho Covalima ne'ebé sa'e porsentu 6,59 (hosi porsentu 71,01 iha 2011 sa'e to'o porsentu 77,59 iha 2012) Aileu sa'e porsentu 1,48 (hosi porsentu 80,41 iha 2011 sa'e to'o porsentu 81,89 iha 2012) no Dili sa'e porsentu 0,35 (hosi porsentu 82,61 iha 2011 sa'e to'o porsentu 82,97 iha 2012).

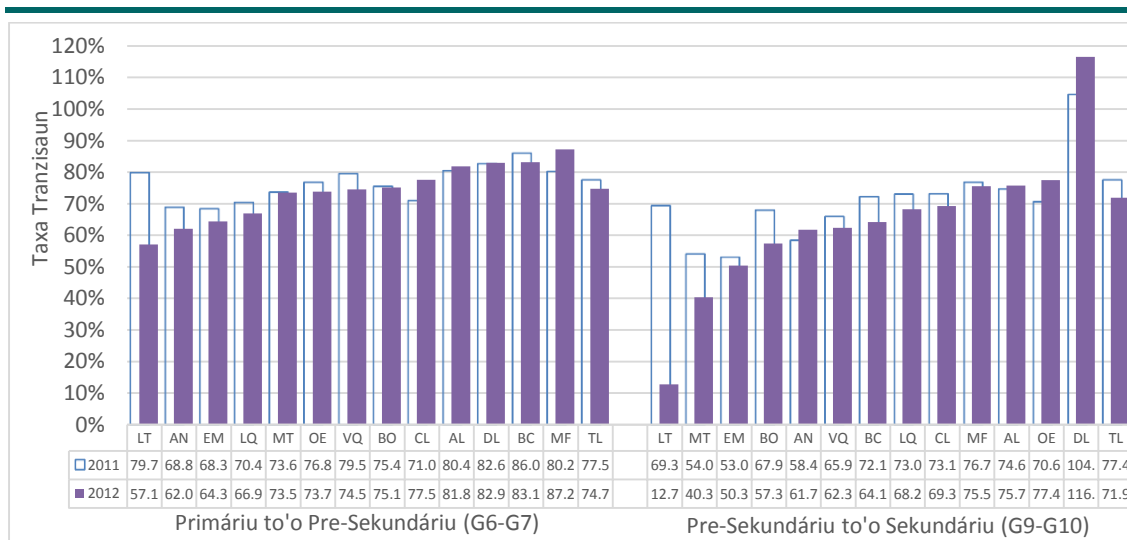
Hanesan kontraste, distritu sia rejista taxa tranzisaun menus liu iha tinan ne'e kompara ho tinan foin liubá ho redusaun boot liu hotu iha Lautem tun porsentu 22,69 (hosi porsentu 79,79 iha 2011 tun to'o porsentu 57,11 iha 2012).

Hanesan ho tinan foin liubá, Dili rejista taxa tranzisaun aas liu hotu ba tinan ida-ne'e hosi nivel pre-sekundáriu to'o sekundáriu tuir grau (porsentu 116,54).

Menus ke Lautem, distritu sira-seluk hotu hetan taxa tranzisaun entre porsentu 40 no porsentu 77. Lautem mak menus liu hotu iha tinan ne'e ho porsentu 12,72. Ida-ne'e mosu tanba redusaun maka'as tun porsentu 56,60 hosi porsentu 69,33 iha 2011 to'o porsentu 12,72 iha 2012. Bobonaro no Manatuto mós rejista redusaun tun liu porsentu 10 iha tinan ne'e, i.e. tun porsentu 10,59 (hosi porsentu 67,93 iha 2011 tun to'o porsentu 57,34 iha 2012) no tun porsentu 13,67 (hosi porsentu 54,06 iha 2011 tun to'o porsentu 40,39 iha 2012), respetivamente.

Hanesan kontraste, Dili hetan taxa tranzisaun porsentu 12,00 aas liu iha tinan ne'e kompara ho tinan foin liubá, hosi porsentu 104,54 iha 2011 sa'e to'o porsentu 116,54 iha 2012. Oecusse rejista porsentu 6,82 aas liután iha tinan ne'e, hosi porsentu 70,63 iha 2011 sa'e to'o porsentu 77,44 iha 2012.

Figura 2-4 Taxa Tranzisaun hosi Nivel Primáriu to'o Pre-Sekundáriu no hosi Pre-Sekundáriu to'o Sekundáriu tuir Distritu iha 2011 no 2012

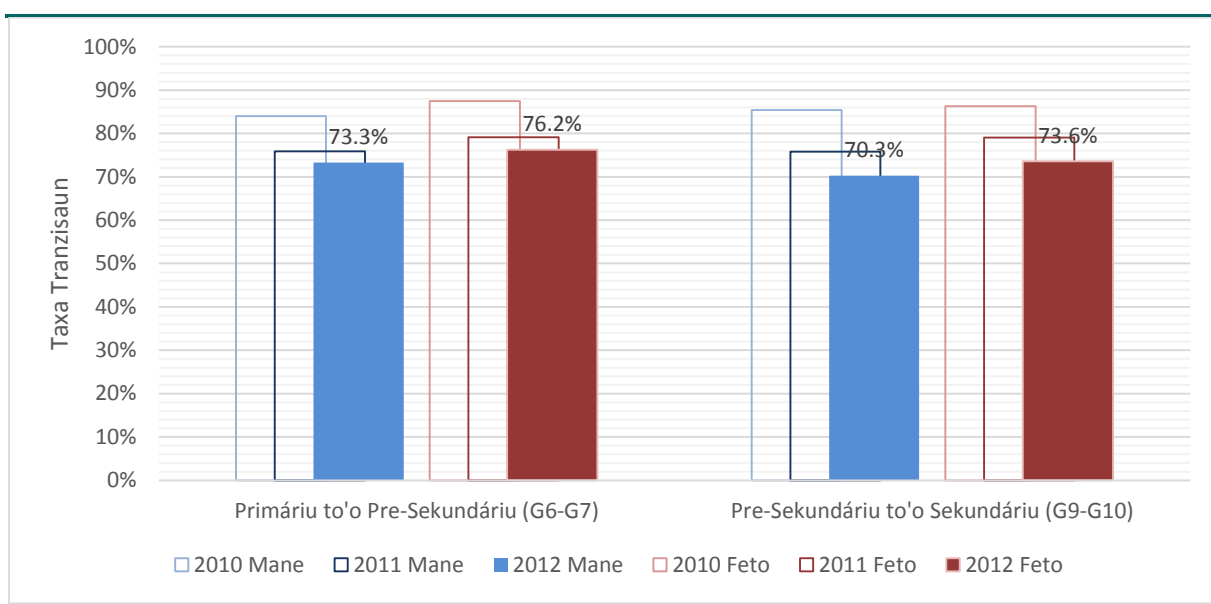


Bazeia ba Tabela 22 iha Aneksu no dadus hosi Livru Anuál Estatístiku Edukasaun 2011.

AL (Aileu); AN (Ainaro); BC (Baucau); BO (Bobonaro); CL (Covalima); DL (Dili); EM (Ermera); LT (Lautem); LQ (Likisá); MT (Manatuto); MF (Manufahi); OE (Oecusse); VQ (Vikeke); TL (Nasionál)

Kona-ba jéneru, hanesan ho tinan rua foin liubá, taxa tranzisaun ba feto sira mak uitoan aas liután duké mane sira-nian iha tranzisaun hosi nivel primáriu to'o pre-sekundáriu iha 2012 (Figura 2-5). Taxa tranzisaun ba mane hosi nivel primáriu to'o pre-sekundáriu mak porsentu 73,3 enkuantu taxa tranzisaun ba feto sira mak porsentu 76,2. Hosi 2010, taxa tranzisaun hosi nivel primáriu to'o pre-sekundáriu tun nafatin ba mane no feto sira-hotu. Hanesan ho tranzisaun hosi nivel pre-sekundáriu ba sekundáriu, iha nasaun laran tomak proporsaun feto barak liu sai hosi nivel pre-sekundáriu ba sekundáriu. Taxa tranzisaun ba mane sira hosi nivel pre-sekundáriu to'o sekundáriu mak porsentu 70,3 enkuantu taxa tranzisaun ba feto sira mak porsentu 73,6.

Figura 2-5 Taxa Tranzisaun Nivel Nasionál hosi Nivel Primáriu to'o Pre-Sekundáriu no hosi Pre-Sekundáriu to'o Sekundáriu tuir Seksu iha 2010, 2011 no 2012



Bazeia ba Tabela 22 iha Aneksu no dados hosi Livru Anuál Estatístiku Edukasaun sira. Naran dados sira-hotu iha gráfiku hosi tinan 2012.

3. Persentajen hosi Repetente tuir Nivel Ensinu no Grau (Haree Tabela 23 no 24 iha Aneksu)

Iha 2012 iha nasaun laran tomak, númeru estudante primáriu ne'ebé repete grau ida mak na'in 42.445 hosi totál estudante na'in 245.038 matrikuladu iha 2012 nia oin ka maizumenus porsentu 17,32 hosi estudante matrikuladu sira-hotu (Figura 2-6). Iha nivel pre-sekundáriu, estudante na'in 2.070 (porsentu 3,28) sai repetente hosi totál estudante pre-sekundáriu na'in 63.094 iha tinan 2012 nia oin. Persentajen ne'e mak uitoan menus liután iha 2012 duké iha 2011 tun porsentu 0,28. Iha nivel sekundáriu, iha repetente na'in 534 iha tinan escolar nia oin ka repetente na'in 106 liután duké iha tinan foin liubá (repetente na'in 428 iha 2011). Maski nune'e, kona-ba persentajen repetente sira, iha aumentu uitoan de'it sa'e porsentu 0,15 iha nivel sekundáriu kompara ho tinan foin liubá (porsentu 1,10 iha 2012 no porsentu 0,95 iha 2011).

Persentajen hosi Repetente sira

Sei sukat númeru totál hosi estudante ne'ebé matrikula iha grau hanesan ho tinan foin liubá, espresa nu'udar persentajen hosi inskrisaun totál iha grau espesifikadu iha tinan eskolár.

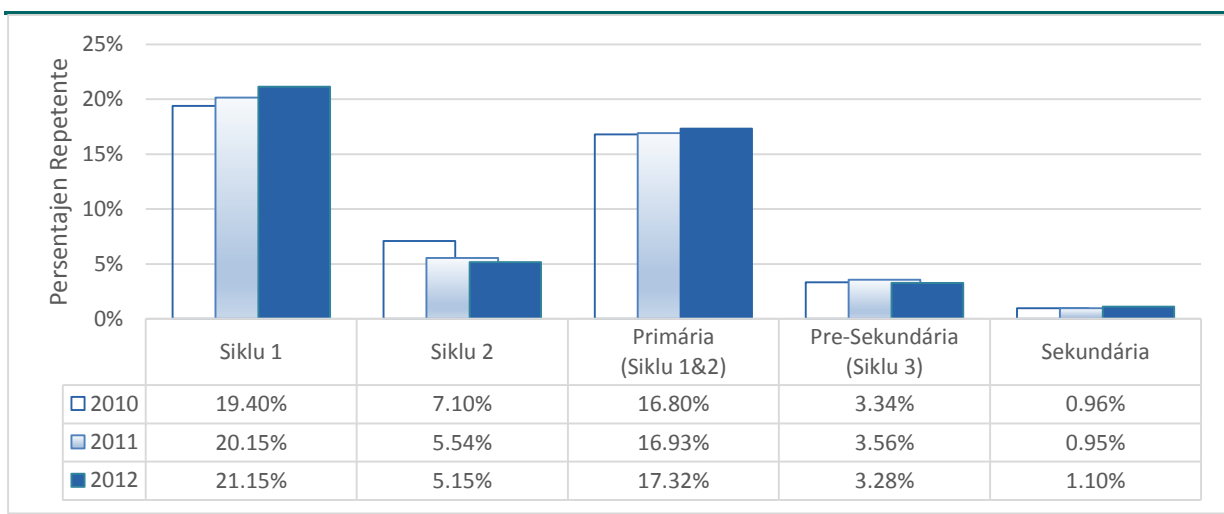
% hosi Repetente $g, t =$

$$\frac{\text{Númeru estudante sira ne'ebé repete grau } g \text{ iha tinan eskolár } t}{\text{Númeru estudante sira matrikula iha grau } g \text{ iha tinan eskolár } t} \times 100$$

Tuir siklu, persentajen hosi repetente iha ensin báziku siklu 1 mak porsentu 21,15, porsentu 5,15 iha ensin báziku siklu 2 no porsentu 3,28 iha siklu 3 ka ensin pre-sekundáriu hanesan temi iha leten. Kompara ho 2011, persentajen hosi repetente iha siklu 1 iha 2012 sa'e porsentu ida. Hanesan kontraste, persentajen hosi repetente iha ensin báziku siklu 2 iha 2012 tun porsentu 0,39 no ensin pre-sekundáriu siklu 3 iha 2012 mós tun porsentu 0,28 hosi 2011.

Iha aumentu porsentu 0,39 ba repetente estudante primáriu iha 2012, hosi porsentu 16,93 iha 2011 sa'e to'o porsentu 17,32, ne'ebé hanesan repetente na'in 1.438 tan.

Figura 2-6 Persentajen Repetente iha Nivel Nasionál tuir Siklu 1, Siklu 2, Primáriu (siklu 1 & 2), Pre-Sekundáriu (Siklu 3) no Sekundáriu (Eskola Públika no Privada Hamutuk) iha 2011 no 2012



Bazeia ba Tabela 23 no 24 iha Aneksu no dados hosi Livru Anuál Estatístiku Edukasaun 2011.

Persentajen hosi repetente sira mak aas tebes iha grau sedu ho tendénsia diminuisaun bainhira haree ba grau aas liu to'o grau 6, molok sa'e tan fali iha grau 7 (Figura 2-7).

Kompara ho tinan foin liubá, iha rejistu ba persentajen repetente menus liután iha grau 3 (tun porsentu 0,07), grau 5 (tun porsentu 0,14), grau 6 (tun porsentu 0,74) no grau p (tun porsentu 1,83). Grau sira-seluk hetan persentajen aas liután ho aumentu aas liu hotu rejista iha grau 2 sa'e porsentu 3,48 (hosi porsentu 16,10 iha 2011 sa'e to'o porsentu 19,58 iha 2012). Iha nivel sekundáriu, hanesan ho 2011, grau 11 no grau 12 hetan persentajen repetente sira menus liu porsentu 1. Maibé, bainhira kompara ho 2011, grau 11 no 12 hetan persentajen repetente uitoan aas liután iha tinan ne'e nia laran, hanesan sa'e de'it porsentu 0,01 (sa'e hosi porsentu 0,82 iha 2011 to'o porsentu 0,83 iha 2012) no porsentu 0,66 (sa'e hosi porsentu 0,32 iha 2011 to'o porsentu 0,98 iha 2012) enkuantu grau 10 hetan persentajen menus liután tun porsentu 0,06 iha 2011 (hosi porsentu 1,52 iha 2011 tun to'o porsentu 1,46 iha 2012).

Distritu sanulu-resin-rua hetan persentajen repetente sira iha grau 1 aas liután porsentu 30 ho ida aas liu hotu iha Covalima ho porsentu 46,40. Exesaun mak iha Dili (porsentu 14,40). Distritu sanulu hetan persentajen aas liután hosi repetente sira kompara ho tinan foin liubá ho aumentu aas liu hotu iha Manatuto sa'e porsentu 7,60 (hosi porsentu 36,25 iha 2011 sa'e to'o porsentu 43,85 iha 2012). Ainaro, Covalima no Vikeke hetan persentajen repetente sira uitoan menus liután iha tinan ne'e nia laran.

Iha grau 2, proporsaun aas liu hotu hosi repetente sira mak hetan iha Oecusse ho porsentu 27,94. Ida-ne'e mak tanba aumentu porsentu 7,64 kompara ho 2011, ne'ebé mós hatudu aumentu aas liu hotu hosi distritu hotu hotu. Mesak de'it Aileu hetan persentajen repetente menus liután iha grau 2 iha tinan ne'e nia laran.

Iha grau 3, proporsaun aas liu hotu hosi repetente sira mak hetan iha Bobonaro ho porsentu 19,22, hanesan sa'e porsentu 4,39 hosi 2011, ne'ebé hanesan aumentu aas liu hotu hosi distritu hotu hotu.

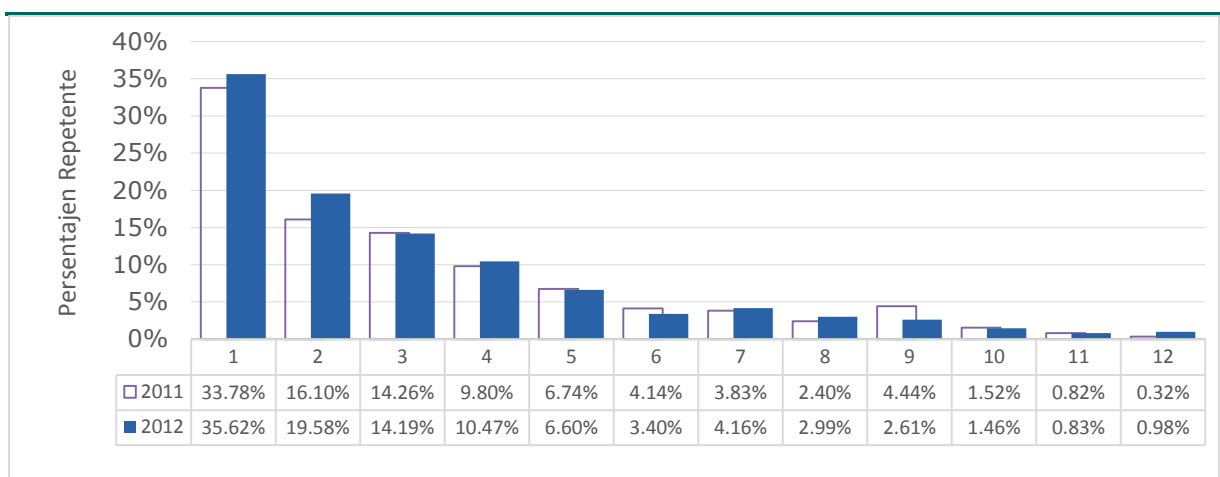
Oecusse hetan proporsaun repetente aas liu hotu iha grau 4 (porsentu 14,31), grau 7 (porsentu 9,88) no grau 9 (porsentu 8,37) enkuantu Likisá hetan proporsaun aas liu hotu iha grau 5 (porsentu 10,74) no grau 8 (porsentu 5,00). Covalima hetan proporsaun aas liu hotu hosi repetente iha grau 6 ho porsentu 12,47. Taxa ne'e mak aas liután kompara ho distritu sira-seluk, ne'ebé iha gama hosi porsentu 1,19 to'o porsentu 4,75.

Covalima hetan aumentu ba persentajen repetente aas liu hotu kompara ho tinan foin liubá iha grau 4, 5 no 6 sa'e porsentu 3,24, porsentu 2,23 no porsentu 11,06 respetivamente. Aileu hetan aumentu aas liu hotu iha grau 7 sa'e porsentu 3,70 enkuantu Likisá hetan aumentu aas liu hotu iha grau 8 sa'e porsentu 3,95 no Ainaro iha grau 9 sa'e porsentu 5,67.

Persentajen repetente menus liu hotu mak iha Dili hosi grau 1 to'o 5.

Iha nivel sekundáriu tuir distritu no grau, persentajen aas liu hotu hosi repetente sira iha grau 10 no 12 mak iha Bobonaro ho porsentu 3,41 no porsentu 3,92, respetivamente. Bobonaro mós hetan aumentu persentajen aas liu hotu ba repetente sira kompara ho distritu hotu seluk ba grau rua ne'e, i.e. sa'e porsentu 1,78 (hosi porsentu 1,63 iha 2011 sa'e to'o porsentu 3,41 iha 2012) no porsentu 3,92 (hosi porsentu 0 iha 2011 sa'e to'o porsentu 3,92 iha 2012), respetivamente. Iha grau 11, Baucau hetan persentajen aas liu hotu ho porsentu 2,07 nomós hetan aumentu aas liu hotu kompara ho distritu hotu seluk, i.e. sa'e porsentu 1,52 (hosi porsentu 0,54 iha 2011 sa'e to'o porsentu 2,07 iha 2012). Manufahi, ne'ebé hetan hetan persentajen aas liu hotu iha 2011 iha grau 10 (porsentu 4,46 iha 2011) no grau 12 (porsentu 1,68 iha 2011), relata redusaun boot liu hotu ba persentajen repetente sira iha 2012, tun porsentu 2,55 no porsentu 0,71, respetivamente. Atu hanesan, Oecusse, ne'ebé hetan persentajen aas liu hotu iha 2011 iha grau 11, relata redusaun boot liu hotu iha tinan ne'e nia laran tun porsentu 4,85.

Figura 2-7 Percentajen Repetente Nivel Nasionál tuir Grau iha 2011 no 2012

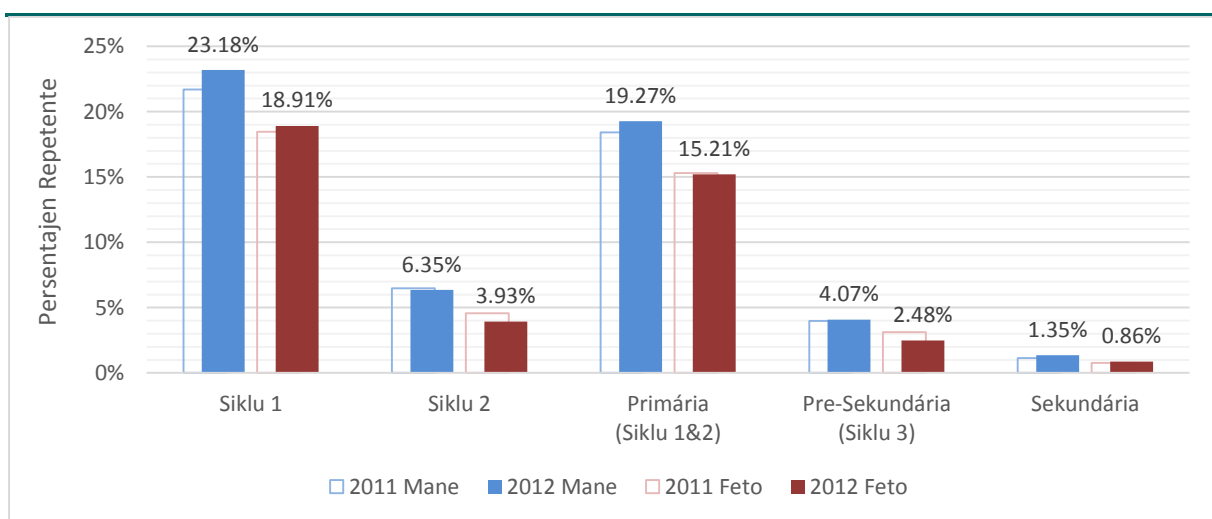


Bazeia ba Tabela 23 no 24 iha Aneksu no dados hosi Livru Anuál Estatístiku Edukasaun 2011.

Hanesan ho 2011, percentajen repetente mak aas liután ba mane sira duké feto iha nivel hotu hotu maski diferença entre mane no feto sira mak hamenus iha nivel ensinu aas liu (Figura 2-8). Diferença iha siklu 1 mak porsentu 4,27, maibé iha diferença porsentu 0,49 iha nivel sekundáriu.

Percentajen repetente ba mane sira iha 2012 sa'e porsentu 0,86 ka mane na'in 1.322 hosi 2011 (hosi porsentu 18,41 iha 2011 sa'e to'o porsentu 19,27 iha 2012) Enkuantu percentajen repetente feto iha 2012 tun porsentu 0,10 (hosi porsentu 15,31 iha 2011 tun to'o porsentu 15,21 iha 2012). Maibé, númeru atuál hosi repetente feto sira sa'e estudante na'in 116 iha 2012. Kontradisaun aparente ne'e entre redusaun iha percentajen repetente feto maski iha aumentu ba númeru repetente feto ne'ebé mosu tanba aumentu ba númeru feto ne'ebé matríkula iha 2012 mak relativamente ki'ik kompara ho aumentu iha númeru repetente sira iha 2012.

Figura 2-8 Percentajen Repetente tuir Seksu no tuir Siklu 1, Siklu 2, Primária (Siklu 1 & 2), Pre-Sekundária (Siklu 3) no Sekundária (Eskola Públika no Privada Hamutuk) iha 2011 no 2012



Bazeia ba Tabela 23 no 24 iha Aneksu no dados hosi Livru Anuál Estatístiku Edukasaun 2011. Naran dados sira-hotu iha gráfiku hosi tinan 2012.

4. Taxa Repetisaun (TR) tuir Nivel Ensinu, Grau no Distritu (Haree Tabela 25 no 26 iha Aneksu)

Iha nasaun laran tomak, númeru totál estudante primáriu ne'ebé repete grau hanesan de'it iha tinan eskolár 2012 nia ikus mak na'in 43.707 ka porsentu 17,84 hosi númeru totál estudante matrikuladu (estudante na'in 245.038) iha 2012 (Figura 2-9). Ida-ne'e mak estudante na'in 1.366 liután duké tinan foin liubá no aumentu iha taxa repetisaun sa'e porsentu 0,36. Iha nivel pre-sekundáriu iha estudante na'in 2.073 ne'ebé repete grau hanesan de'it ka porsentu 3,29 hosi númeru totál estudante pre-sekundáriu sira matrikuladu iha 2012. Taxa repetisaun ne'e mak uiotan aas liután sa'ie porsentu 0,04 kompara ho tinan foin liubá. Iha nivel sekundáriu hosi estudante sekundáriu na'in 48.328, estudante na'in 473 (porsentu 0,98) repete grau hanesan de'it iha tinan eskolár tuirmai. Kompara ho 2011, iha redusaun uitoan tun estudante na'in 55 (hosi estudante na'in 528 iha 2011 tun to'o estudante na'in 473 iha 2012) ka tun porsentu 0,20 (hosi porsentu 1,18 iha 2011 tun to'o porsentu 0,98 iha 2012) iha tinan 2012.

Taxa Repetisaun

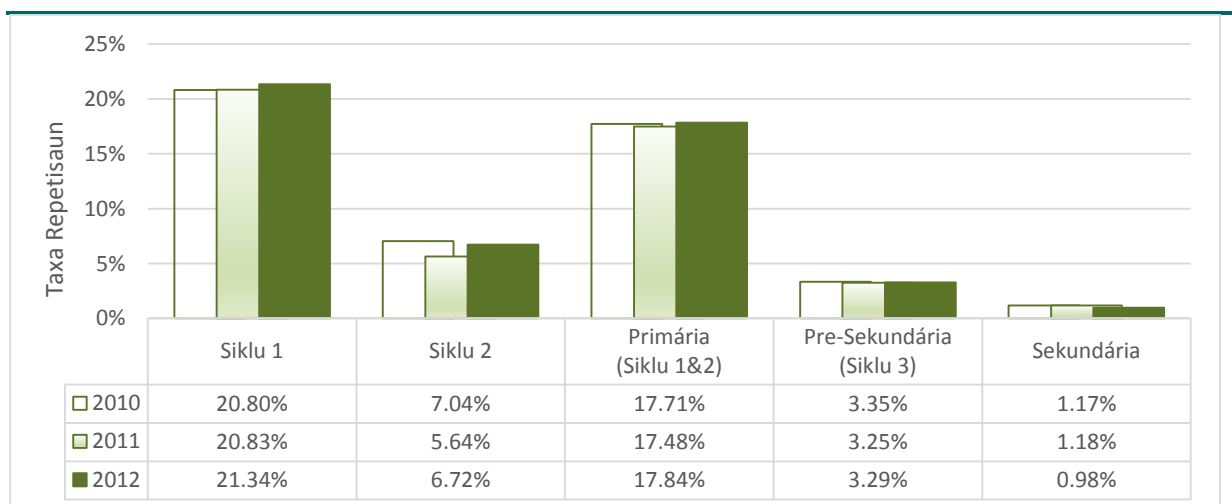
Nu'udar proporsaun estudante sira ne'ebé repete grau hanesan de'it hosi númeru totál estudante matrikuladu iha grau ne'e iha tinan ida-ne'e.

$$TR_{g,t} =$$

$$\frac{\text{Númeru estudante ne'ebé sei repete grau } g \text{ iha tinan eskolár } t + 1}{\text{Númeru estudante matrikuladu iha grau } g \text{ iha tinan eskolár } t} \times 100$$

Tuir siklu iha nivel primáriu, taxa repetisaun nasionál ba grau hotu hotu iha ensinu báziku siklu 1 sa'e aas liután duké ba grau hotu hotu iha ensinu báziku siklu 2, ho porsentu 21,34 no porsentu 6,72, respetivamente. Kompara ho 2011, siklu rua-ne'e hetan taxa repetisaun nasionál aas liután iha 2012, sa'e porsentu 0,51 no porsentu 1,08, respetivamente.

Figura 2-9 Taxa Repetisaun Nivel Nasionál tuir Siklu 1, Siklu 2, Primáriu (Siklu 1 & 2), Pre-Sekundáriu (Siklu 3) no Sekundáriu (Eskola Públika no Privada Hamutuk) iha 2011 no 2012

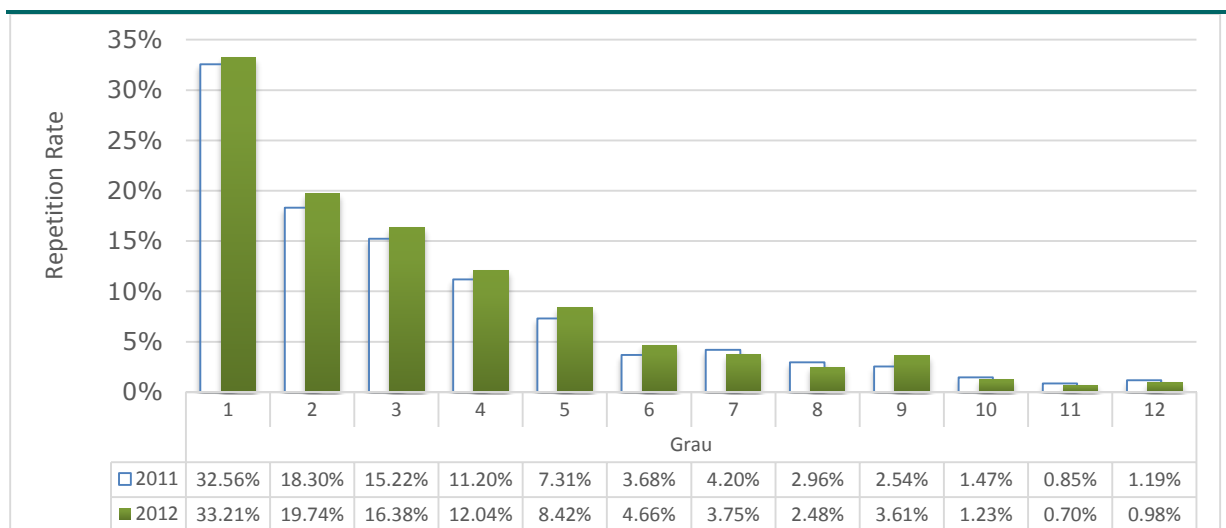


Bazeia ba Tabela 25 no 26 iha Aneksu no dados hosi Livru Anuál Estatístiku Edukasaun 2011.

Taxa repetisaun iha grau ida-idak iha nivel primáriu (grau 1-6) mak aas liután iha nivel nasionál iha 2012 kompara ho 2011 (Figura 2-10). Taxa repetisaun iha grau 1 hela aas liu hotu kompara ho grau sira-seluk ho porsentu 33,21, ne'ebé sa'e porsentu 0,65 hosi

tinan foin liubá. Iha nivel pre-sekundáriu, hanesan ho tinan 2011, grau 7 hetan taxa repetisaun aas liu hotu ho porsentu 3,75, tuirfali ho grau 9 ho porsentu 3,61 no grau 8 ho porsentu 2,48. Ho relasaun ba aumentu sira iha taxa repetisaun hosi 2011, grau p mak grau ida-de'it hosi nivel pre-sekundáriu ho taxa repetisaun aas liután (sa'e porsentu 1,07) enkuantu grau 7 no 8 atualmente hetan taxa menus liután iha tinan ida-ne'e, tun porsentu 0,45 no porsentu 0,48, respetivamente.

Figura 2-10 Taxa Repetisaun iha Nivel Nasionál tuir Grau iha 2011 no 2012



Bazeia ba Tabela 25 no 26 iha Aneksu no dadus iha Livru Anuál Estatístiku Edukasaun 2011.

Tuir grau no distritu iha nivel eskola primária iha 2012, Bobonaro hetan taxa repetisaun aas liu hotu iha grau 1 ho porsentu 43,08, maizumenus porsentu 2,91 aas liután duké tinan foin liubá (Figura 2-1 1). Aumentu aas liu hotu ba taxa repetisaun iha grau 1 mosu iha Oecusse, sa'e porsentu 7,23 his tinan foin liubá (hosi porsentu 34,63 iha 2011 sa'e to'o porsentu 41,86 iha 2012).

Iha grau 2, Oecusse rejista taxa repetisaun aas liu hotu iha 2012 ho porsentu 29,21. Oecusse hetan taxa repetisaun sa'e porsentu 2,66 iha 2012 kompara ho 2011. Maski nune'e, aumentu aas liu hotu ba taxa repetisaun iha grau 2 mak iha Ainaro, sa'e porsentu 3,87 (hosi porsentu 14,86 iha 2011 sa'e to'o porsentu 18,73 iha 2012).

Iha grau 3, 4 no 5, Oecusse hetan taxa repetisaun aas liu hotu hosi distritu sira-hotu: porsentu 25,50 iha grau 3, porsentu 19,51 iha grau 4 no porsentu 12,26 iha grau 5. Ho relasaun ba aumentu ba taxa repetisaun hosi tinan 2011 to'o 2012, Oecusse mós hetan aumentu aas liu hotu iha grau 3, sa'e porsentu 5,68 kompara ho tinan 2011. Manatuto hetan aumentu aas liu hotu iha grau 4, no Ainaro mak aas liu hotu iha grau 5, sa'e porsentu 4,45 no porsentu 5,40, respetivamente.

Iha grau 6, Lautem hetan taxa repetisaun aas liu hotu ho porsentu 23,60, maizumenus porsentu 22,13 aas liután duké tinan 2011. Lautem nia taxa ne'e mak barak liután duké distritu sira-seluk nian.

Dili hetan taxa repetisaun menus liu hotu ba grau primáriu hotu hotu.

Iha nivel sekundáriu tuir distritu no grau, Manatuto rejista taxa repetisaun aas liu hotu ho porsentu 8,04 iha grau 7 (Figura 2-12). Aumentu aas liu hotu ba taxa repetisaun iha grau 7, kompara ho tinan foin liubá, mak iha Lautem ho aumentu sa'e porsentu 1,94 (hosi porsentu 4,03 iha 2011 sa'e to'o porsentu 5,97 iha 2012).

Iha grau 8, Aileu rejista taxa repetisaun aas liu hotu ho porsentu 5,53. Aileu mós hetan aumentu aas liu hotu ba taxa repetisaun hosi tinan foin liubá sa’e porsentu 2,17 (hosi porsentu 3,36 iha 2011 sa’e to’o porsentu 5,53 iha 2012).

Iha grau 9, Dili rejista taxa repetisaun aas liu hotu kompara ho distritu sira-seluk ho porsentu 7,76. Maibé, aumentu aas liu hotu kompara ho tinan foin liubá mak iha Likisá sa’e porsentu 6,37 (hosi porsentu 0,82 iha 2011 sa’e to’o porsentu 7,19 iha 2012).

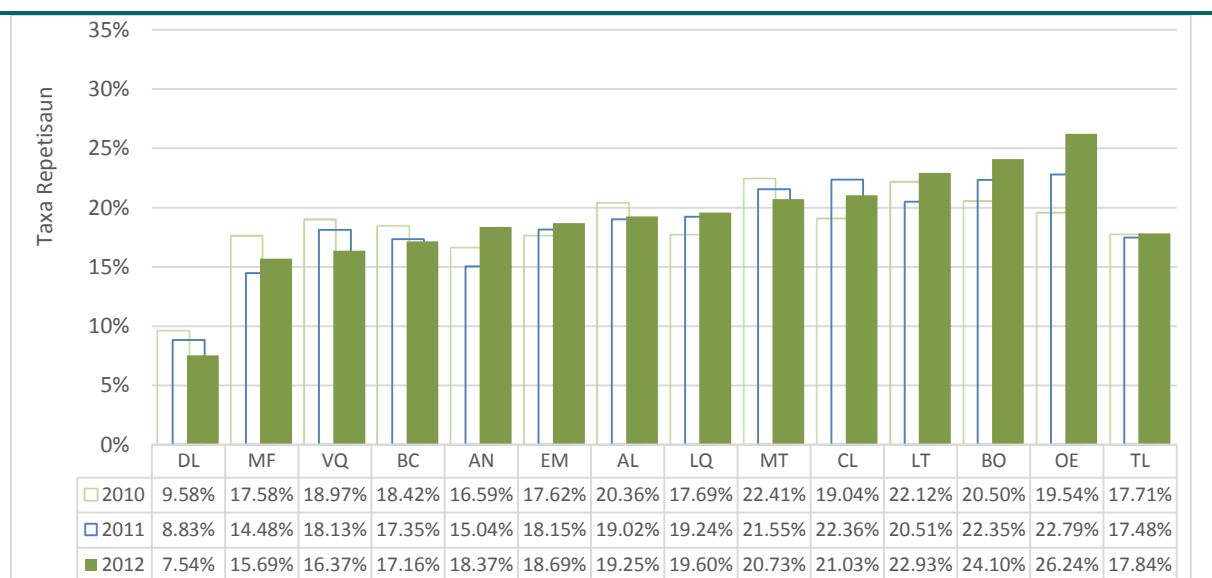
Iha valór atu nota mós katak redusaun boot liu hotu iha taxa repetisaun, kompara ho tinan foin liubá, iha grau 7 no 9, mosu iha Oecusse tun porsentu 5,10 (hosi porsentu 9,32 iha 2011 tun to’o porsentu 4,22 iha 2012) no porsentu 8,00 (hosi porsentu 9,40 iha 2011 tun to’o porsentu 1,40 iha 2012), respetivamente. Iha grau 8, redusaun boot liu hotu mak iha Ermera tun porsentu 3,46 (hosi porsentu 4,79 iha 2011 tun to’o porsentu 1,33 iha 2012).

Iha nivel sekundáriu, iha grau 10, taxa repetisaun aas liu hotu mak relata iha Aileu ho porsentu 3,11 tanba aumentu sa’e porsentu 1,49 kompara ho tinan foin liubá (taxa repetisaun iha Aileu iha 2011 mak porsentu 1,62), ne’ebé mak aumentu aas liu hotu iha grau 10 hosi distritu sira-hotu (Figura 2-13).

Iha grau 11, taxa repetisaun aas liu hotu mak iha Manatuto ho porsentu 3,31. Iha aumentu sa’e porsentu 2,39 kompara ho tinan foin liubá (taxa repetisaun iha Manatuto iha tinan 2011 mak porsentu 0,92), ne’ebé mós hanesan aumentu aas liu hotu ba taxa repetisaun iha grau 11 hosi distritu sira-hotu.

Iha grau 12, Manufahi heta taxa repetisaun aas liu hotu ho porsentu 5,22 tanba iha aumentu sa’e porsentu 3,92 hosi tinan foin liubá (taxa repetisaun iha Manufahi iha 2011 mak porsentu 1,30).

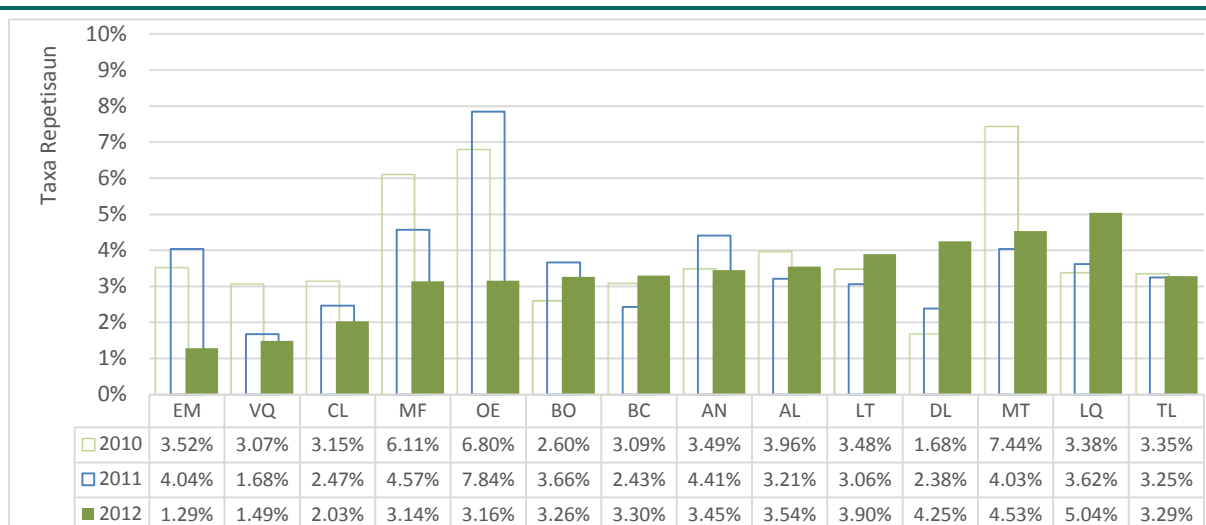
Figura 2-11 Taxa Repetisaun tuir Distritu iha Eskola Primária sira (Siklu 1 & 2) iha 2010, 2011 no 2012



Bazeia ba Tabela 25 no 26 iha Aneksu no dados hosi Livru Anuál Estatístiku Edukasaun sira.

BC (Baucau); LT (Lautem); MT (Manatuto); VQ (Vikeke); DL (Dili); LQ (Likisá); AL (Aileu); AN (Ainaro); MF (Manufahi); BO (Bobonaro); CL (Covalima); EM (Ermera); OE (Oecusse); TL (Nasionál)

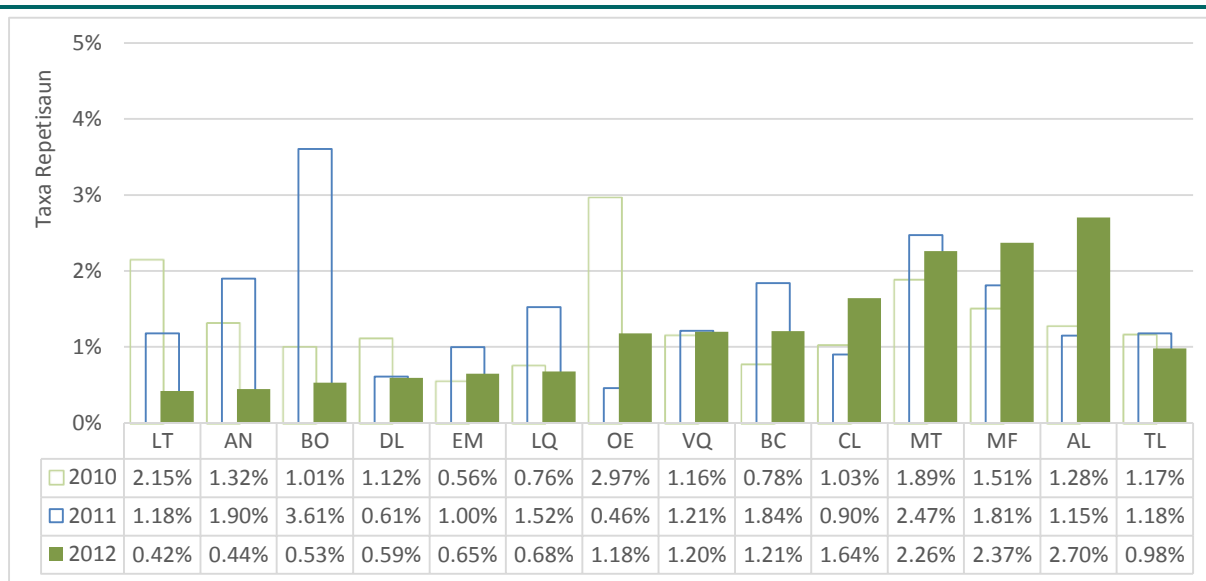
Figura 2-12 Taxa Repetisaun tuir Distritu iha Eskola Pre-Sekundária sira (Siklu 3) iha 2010, 2011 no 2012



Bazeia ba Tabela 25 no 26 iha Aneksu no dados hosi Livru Anuál Estatístiku Edukasaun sira.

BC (Baucau); LT (Lautem); MT (Manatuto); VQ (Vikeke); DL (Dili); LQ (Likisá); AL (Aileu); AN (Ainaro); MF (Manufahi); BO (Bobonaro); CL (Covalima); EM (Ermera); OE (Oecusse); TL (Nasionál)

Figura 2-13 Taxa Repetisaun tuir Distritu iha Eskola Sekundária sira iha 2010, 2011 no 2012

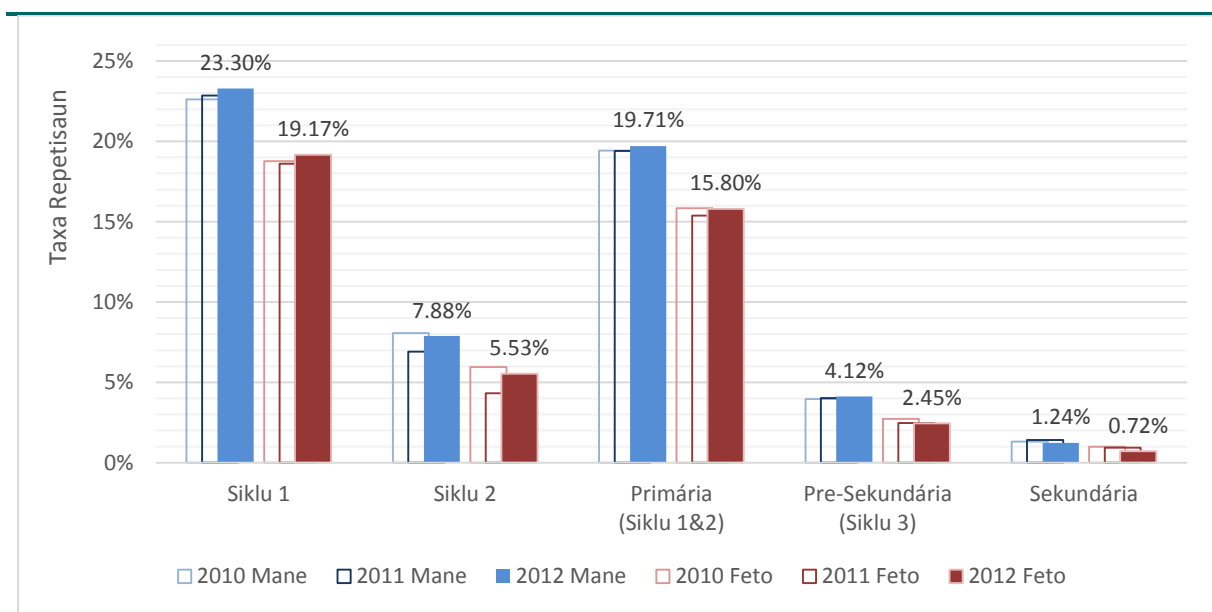


Bazeia ba Tabela 25 no 26 iha Aneksu no dados hosi Livru Anuál Estatístiku Edukasaun sira.

BC (Baucau); LT (Lautem); MT (Manatuto); VQ (Vikeke); DL (Dili); LQ (Likisá); AL (Aileu); AN (Ainaro); MF (Manufahi); BO (Bobonaro); CL (Covalima); EM (Ermera); OE (Oecusse); TL (Nasionál)

Taxa repetisaun mak aas liután ba mane sira duké feto sira iha nivel hotu hotu, ne'ebé mak atu hanesan ho situasaun ho númeru repetente sira (Figura 2-14). Diferensa entre mane no feto sira hatudu redusaun iha nivel aas liután. Diferensa jéneru ne'e ba taxa repetisaun mak boot liu iha faze dahuluk iha ensinu primáriu (siklu 1), ho diferensa porsentu 4,13. Hafoin estudante mane sira sa'e aas liu grau 4, taxa repetisaun sira tun maka'as no sai kuaze hanesan de'it ho feto sira-nian. Iha nivel ensinu sekundáriu, taxa repetisaun ba mane sira tun to'o porsentu 1,24 no diferensa mak porsentu 0,52 de'it.

Figura 2-14 Taxa Repetisaun Nivel Nasionál tuir Seksu no tuir Siklu 1, Siklu 2, Primáriu (Siklu 1 & 2), Pre-Sekundáriu (Siklu 3) no Sekundáriu iha 2010, 2011 no 2012 (Eskola Públika no Privada Hamutuk)



Bazeia ba Tabela 25 no 26 iha Aneksu no dados hosi Livru Anuál Estatístiku Edukasaun sira.
Naran dados sira-hotu iha gráfiku hosi tinan 2012.

5. Taxa Abandona Eskola (TAE) tuir Nivel Ensinu, Grau no Distritu (Haree Tabela 27 no 28 iha Aneksu)

Proporsaun estudante ne'ebé matrikula iha ensinu primáriu iha 2011 no abandona la kompleta grau ne'e iha tinan nia laran mak porsentu 2,54 (estudante primáriu na'in 6.214) hosi estudante primáriu matrikuladu na'in 245.038 iha nasaun laran tomak (Figura 2-15). Ida-ne'e hanesan porsentu 0,42 aas liután (ka estudante na'in 1.079 tan) iha 2012 kompara ho 2011.

Iha nivel pre-sekundáriu iha nasaun laran tomak, iha estudante na'in 1.393 ne'ebé matrikula iha eskola pre-sekundária sira iha 2012 nia oin no abandona eskola la kompleta grau ne'e (porsentu 2,21 hosi estudante pre-sekundáriu matrikuladu na'in 63.094). Kompara ho tinan foin liubá, taxa ne'e sa'e porsentu 0,68 tan (ka estudante na'in 423 tan) iha 2012.

Iha nivel sekundáriu, iha nasaun laran tomak, número estudante sira ne'ebé matrikula iha eskola sekundária sira iha 2012 nia oin no abandona eskola la kompleta grau ne'e mak porsentu 2,60 (estudante sekundáriu na'in 1.256) hosi estudante matrikuladu na'in 48.328. Ida-ne'e hanesan porsentu 0,84 aas liután duké 2011 (iha tinan 2011 taxa abandona eskola mak porsentu 1,76, ne'ebé reprezenta estudante na'in 791).

Hanesan ho tinan 2012, ensinu báziku siklu 1 hetan taxa abandona eskola nasional aas liután duké ensinu báziku siklu 2, i.e. porsentu 2,69 no porsentu 2,06, respetivamente. Siklu rua-ne'e hetan taxa abandona eskola aas liután iha tinan nia laran kompara ho tinan foin liubá, sa'e porsentu 0,47 iha ensinu báziku siklu 1 (hosi porsentu 2,22 iha 2011 sa'e to'o porsentu 2,69 iha 2012) no porsentu 0,31 iha ensinu báziku siklu 2 (hosi porsentu 1,75 iha 2011 sa'e to'o porsentu 2,06 iha 2012).

Taxa Abandona Eskola

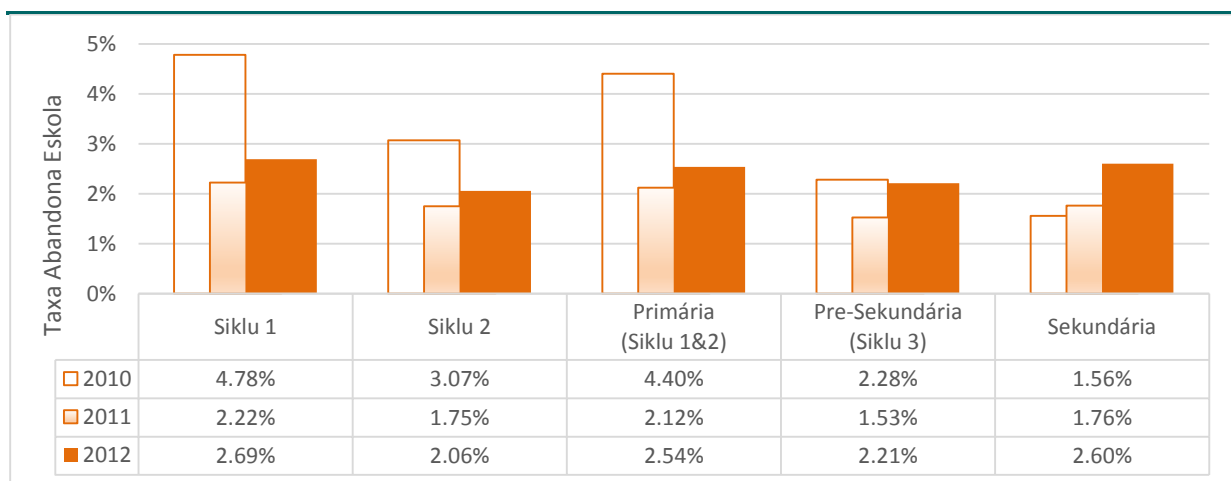
Taxa Abandona Eskola nu'udar proporsaun estudante sira ne'ebé sai hosi eskola la kompleta grau ne'e iha tinan eskolár ida. Taxa ne'e hatudu nivel to'o iha ne'ebé estudante sira abandona eskola. Taxa aas liután hamosu Efisiénsia internál menus.

$TAE_{g,t} =$

$$\frac{\text{Número estudante ne'ebé abandona grau } g \text{ iha tinan eskolár } t}{\text{Número estudante matrikuladu iha grau } g \text{ iha tinan eskolár } t} \times 100$$

(Dadus EMIS nian sai $t + 1$ tanba tempu rekolle dadus)

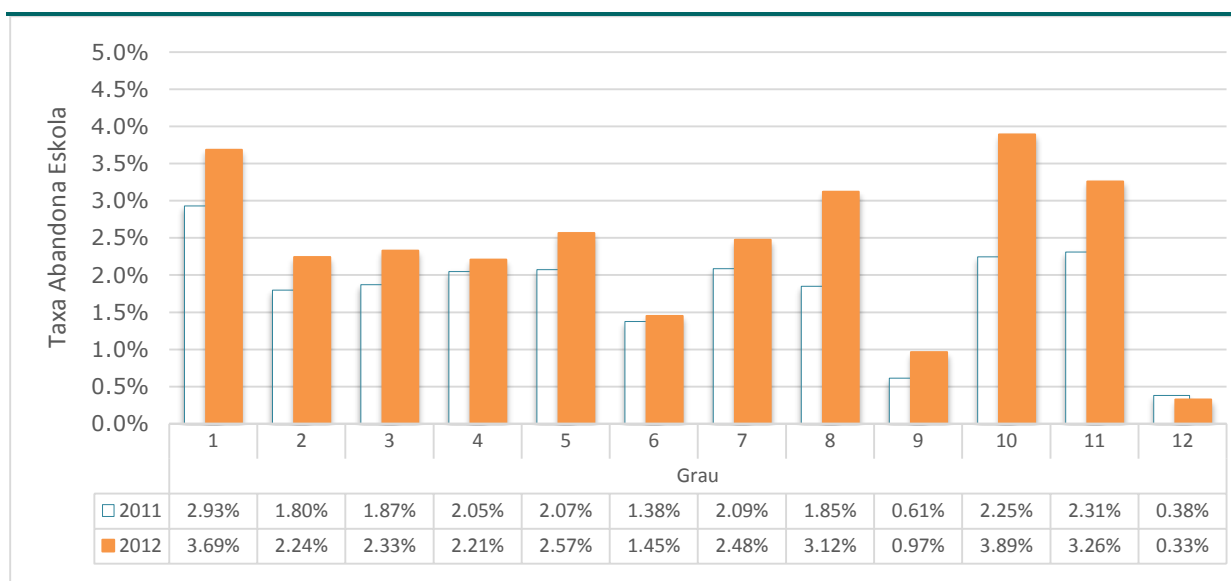
Figura 2-15 Taxa Abandona Eskola Nivel Nasionál tuir Siklu 1, Siklu 2, Primáriu (Siklu 1 & 2), Pre-Sekundáriu (Siklu 3) no Sekundáriu (Eskola Públika no Privada Hamutuk) iha 2011 no 2012



Bazeia ba Tabela 27 no 28 iha Aneksu no dadus hosi Livru Anuál Estatístiku Edukasaun 2011.

Tuir grau iha nasaun laran tomak, grau 1 hetan nafatin taxa abandona eskola aas liu hotu kompara ho grau sira seluk iha nivel primáriu (Fiogura 2-16). Grau sira-hotu iha nivel primáriu rejista aumentu aas liu hotu sa'e porsentu 0,76 (hosi porsentu 2,93 iha 2011 sa'e to'o porsentu 3,69 iha 2012). Iha nivel pre-sekundáriu iha nasaun laran tomak, grau 8 hetan taxa abandona eskola aas liután duké grau 7 no 9, no grau hotu hotu hetan taxa abandona eskola aas liután duké tinan foin liubá. Iha nivel sekundáriu iha nasaun laran tomak, grau 10 no 11 hatudu mudansa uitoan de'it ba taxa abandona eskola iha 2012, ho porsentu 3,89 no porsentu 3,26, respetivamente. Grau 12 rejista taxa abandona eskola menus liu hotu ho porsentu 0,33.

Figura 2-16 Taxa Abandona Eskola Nivel Nasionál tuir Grau iha 2011 no 2012

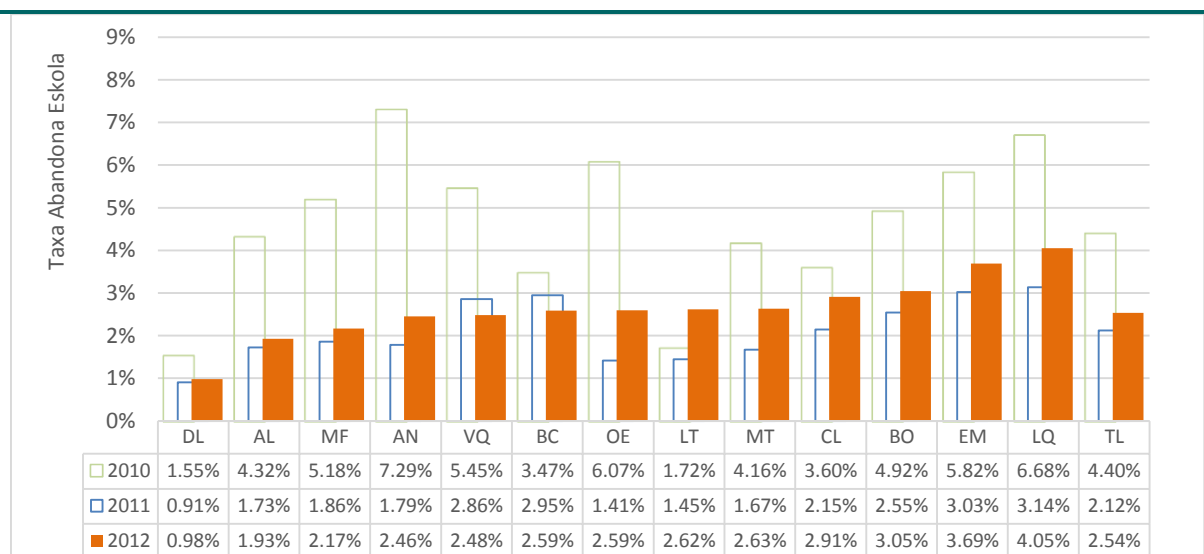


Bazeia ba Tabela 27 no 28 iha Aneksu no dadus hosi Livru Anuál Estatístiku Edukasaun 2011.

Likisá hetan taxa abandona eskola aas liu hotu kompara ho distritu sira-seluk iha ensinu báziku siklu 1 (porsentu 4,35) enkuantu Ermera hetan taxa aas liu hotu iha ensinu báziku siklu 2 (porsentu 3,09) (Figura). Likisá hetan redusaun boot liu ba ensinu báziku siklu 1 no 2 kompara ho distritu sira-seluk (porsentu 4,05) iha 2012, tuirfali ho Ermera (porsentu 3,69). Bainhira haree kle'an liután iha figura sira tiur grau no distritu, Likisá hetan taxa abandona eskola aas liu hotu iha grau 1, 2 no 6 iha nivel ensinu primáriu no Ermera mak aas liu hotu iha grau 3, 4 no 5. Hanesan kontraste, Dili hetan taxa abandona eskola menus liu hotu iha grau hotu hotu iha eskola primária.

Kona-ba mudansa ba taxa abandona eskola kompara ho tinan foin liubá tuir grau no distritu, Covalima hetan aumentu aas liu hotu ba taxa abandona eskola iha grau 1 sa'e porsentu 2,13 (hosi porsentu 2,95 iha 2011 sa'e to'o porsentu 5,08 iha 2012) enkuantu Lautem hetan aumentu aas liu hotu iha grau 2 sa'e porsentu 2,22 (hosi porsentu 1,03 iha 2011 sa'e to'o porsentu 3,25 iha 2012). Oecusse rejista aumentu aas liu hotu iha grau 3 no 4 sa'e porsentu 1,66 (hosi porsentu 0,71 iha 2011 sa'e to'o porsentu 2,33 iha 2012), respetivamente. Iha grau 5 no 6, aumentu aas liu hotu mak iha Manufahi no Lautem sa'e porsentu 1,70 (hosi porsentu 1,24 iha 2011 sa'e to'o porsentu 2,94 iha 2012) no porsentu 1,31 (hosi porsentu 0,64 iha 2011 sa'e to'o porsentu 1,95 iha 2012), respetivamente.

Figura 2-17 Taxa Abandona Eskola tuir Distritu iha Eskola primária sira (Siklu 1 & 2) iha 2010, 2011 no 2012



Bazeia ba Tabela 27 no 28 iha Aneksu no dados hosi Livru Anuál Estatístiku Edukasaun sira.

BC (Baucau); LT (Lautem); MT (Manatuto); VQ (Vikeke); DL (Dili); LQ (Likisá); AL (Aileu); AN (Ainaro); MF (Manufahi); BO (Bobonaro); CL (Covalima); EM (Ermera); OE (Oecusse); TL (Nasionál)

Oecusse mak distritu ho taxa abandona eskola pre-sekundária aas liu hotu ho porsentu 3,67, enkuantu Lautem hetan taxa menus liu hotu ho porsentu 0,95 (Figura 2-18). Maibé, ho relasaun ba mudansa iha taxa abandona eskola, Covalima nia taxa abandona eskola tun porsentu 0,43 (hosi porsentu 2,56 iha 2011 tun to'o porsentu 2,13 iha 2012), Lautem nian tun porsentu 0,66 (hosi porsentu 1,61 iha 2011 tun to'o porsentu 0,95 iha 2012) no Manufahi nian tun porsentu 0,71 (hosi porsentu 2,97 iha 2011 tun to'o porsentu 2,26 iha 2012).

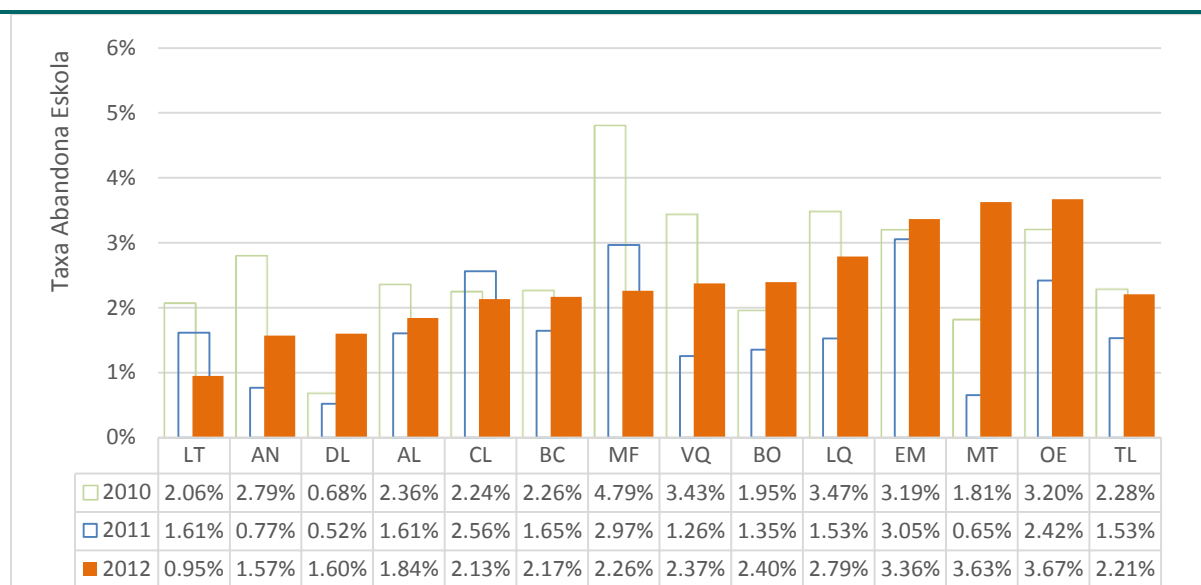
Bainhira haree kle'an tan ba figura sira tuir distritu no grau, iha distritu lima hosi sanulu-resin-tolu ho taxa aas liu porsentu 3 iha grau 7. Hirak-ne'e mak: Baucau (porsentu 3,15), Ermera (porsentu 3,20), Likisá (porsentu 3,04), Manatuto (porsentu 3,44) no Oecusse (porsentu 3,29). Kompára ho tinan foin liubá, Manatuto hetan aumentu aas liu hotu ba taxa abandona eskola iha grau 7, hanesan sa'e porsentu 2,32 (hosi porsentu 1,12 iha 2011 sa'e to'o porsentu 3,44 iha 2012).

Iha grau 8, Ermera hetan taxa abandona eskola aas liu hotu kompára ho distritu sira-seluk, ho porsentu 5,77. Maski nune'e, aumentu aas liu hotu, kompára ho tinan foinliubá, mak iha Manatuto, sa'e porsentu 4,79 (hosi porsentu 0,69 iha 2011 sa'e to porsentu 5,48 iha 2012). Ho exesaun Baucau, Lautem no Manufahi, distritu sira-seluk hotu hetan taxa abandona eskola aas liután iha tinan ida-ne'e.

Iha grau 9, distritu hotu hotu exeptu Oecusse rejista taxa abandona eskola menus liu porsentu 2. Oecusse, iha liman seluk, hetan taxa porsentu 4,30. Ida-ne'e mosu tanba aumentu sa'e porsentu 3,13 hosi 2011 (hosi porsentu 1,17 iha 2011 sa'e to'o porsentu 4,30 iha 2012) ne'ebé mós aumentu aas liu hotu kompára ho distritu sira-seluk.

Lautem hetan taxa abandona eskola menus liu hotu (porsentu 0,95) iha grau hotu hotu iha nivel pre-sekundáriu. Adisionalmente, kompára ho tinan 2011, Lautem nia taxa abandona eskola tun iha grau sira-hotu iha nivel pre-sekundáriu.

Figura 2-18 Taxa Abandona Eskola tuir Distritu iha Eskola Pre-Sekundária sira (Siklu 3) iha 2010, 2011 no 2012



Bazeia ba Tabela 27 no 28 iha Aneksu no dados hosi Livru Anuál Estatístiku Edukasaun sira.

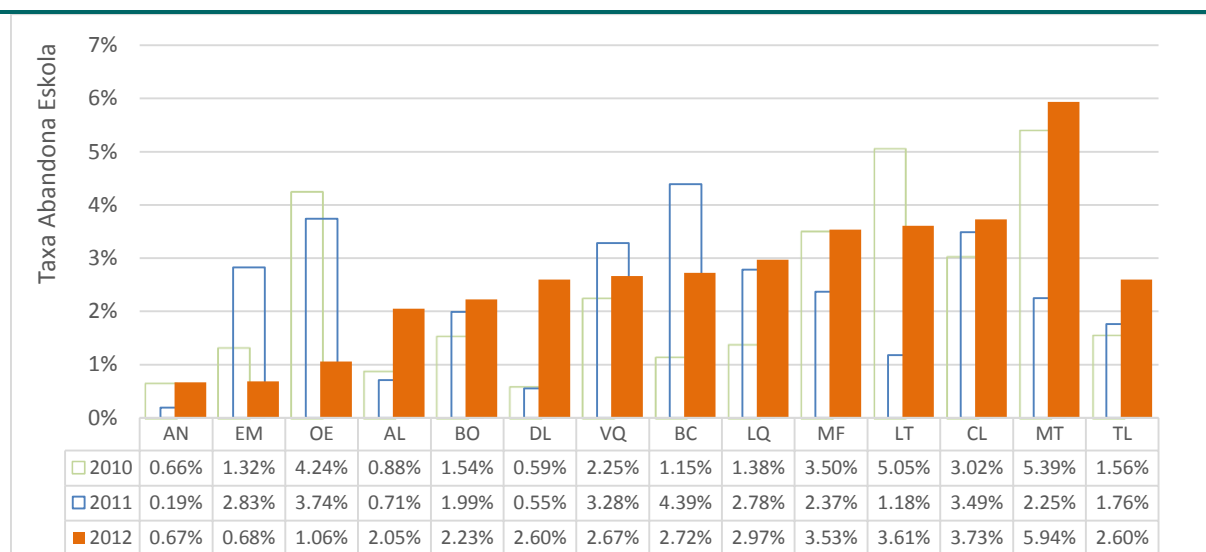
BC (Baucau); LT (Lautem); MT (Manatuto); VQ (Vikeke); DL (Dili); LQ (Likisá); AL (Aileu); AN (Ainara); MF (Manufahi); BO (Bobonaro); CL (Covalima); EM (Ermera); OE (Oecusse); TL (Nasionál)

Iha nivel sekundáriu, distritu sia regista taxa abandona eskola aas liután iha 2012 kompara ho tinan 2011 (Figura 2-19). Exesaun sira mak Baucau, Ermera, Oecusse no Vikeke. Taxa abandona eskola aas liu hotu mak iha Manatuto ho porsentu 5,94. Manatuto mós hetan aumentu aas liu hotu kompara ho distritu sira-seluk, sa'e porsentu 3,69 (taxa abandona eskola iha Manatuto mak porsentu 2,25 iha 2011). Taxa abandona eskola menus liu hotu iha tinan ida-ne'e mak iha Ainara ho porsentu 0,67 maski taxa ida-ne'e mak porsentu 0,48 aas liután kompara ho tinan foin liubá (taxa abandona eskola iha Ainara mak porsentu 0,19 iha 2011).

Haree kle'an liu ba figura sira tuir grau no distritu, Manatuto hetan taxa abandona eskola aas liu hotu iha grau sira-hotu iha nivel sekundáriu. Maski nune'e, aumentu aas liu hotu ba taxa abandona eskola iha grau 10 kompara ho tinan foin liubá mak iha Lautem sa'e porsentu 5,99 (hosi porsentu 0,87 iha 2011 sa'e to'o porsentu 6,86 iha 2012). Iha grau 11, aumentu aas liu hotu mak iha Manatuto sa'e porsentu 5,41 (porsentu 0,61 iha 2011 sa'e to'o porsentu 6,02 iha 2012), no iha grau 12, Vikeke hetan aumentu aas liu hotu sa'e porsentu 1,20 (hosi porsentu 0 iha 2011 sa'e to'o porsentu 1,20 iha 2012).

Taxa abandona eskola menus liu hotu iha grau 10 mak hetan iha Ermera (porsentu 0,40 iha 2012) enkuantu Baucau no Ainara hetan taxa abandona eskola menus liu hotu iha grau 11 (porsentu 1,13 iha 2012). Baucau hetan taxa abandona eskola menus liu hotu ba grau 12 (porsentu 0,07 iha 2012).

Figura 2-19 Taxa Abandona Eskola tuir Distritu iha Eskola Sekundária sira iha 2010, 2011 no 2012

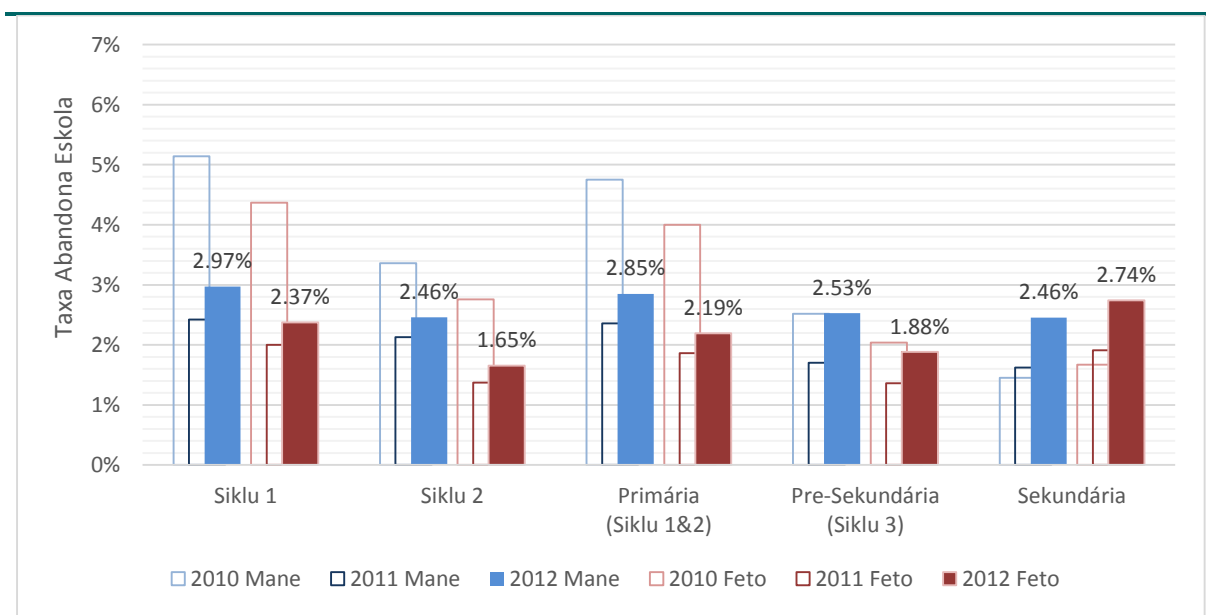


Bazeia ba Tabela 27 no 28 iha Aneksu no dadus hosi Livru Anuál Estatístiku Edukasaun sira.

BC (Baucau); LT (Lautem); MT (Manatuto); VQ (Vikeke); DL (Dili); LQ (Likisá); AL (Aileu); AN (Ainara); MF (Manufahi); BO (Bobonaro); CL (Covalima); EM (Ermera); OE (Oecusse); TL (Nasionál)

Hanesan mosu iha 2011, taxa abandona eskola sira mak aas liután ba mane sira iha siklu tolu hotu (ensinu báziku siklu 1, ensinu báziku siklu 2 no siklu 3) maibé la'ós iha nivel sekundáriu (Figura 2-20). Tendénsia ida-ne'e hela hanesan de'it durante tinan 2 nia laran iha nivel ensinu hotu hotu. Diferensa entre taxa abandona eskola ba mane no feto sira hela maizumenus aas liután porsentu 0,6 to'o 0,8 to'o iha nivel pre-sekundáriu. Iha nivel sekundáriu, taxa abandona eskola mak porsentu 0,28 aas liután ba feto sira.

Figura 2-20 Taxa Abandona Eskola Nasionál tuir Seksu no tuir Siklu 1, Siklu 2, Primáriu (Siklu 1 & 2), Pre-Sekundáriu (Siklu 3) no Sekundáriu (Eskola Públika no Privada Hamutuk) iha 2010, 2011 no 2012



Bazeia ba Tabela 27 no 28 iha Aneksu no dadus hosi Livru Anuál Estatístiku Edukasaun sira.

Naran dadus sira-hotu iha gráfiu hosi tinan 2012.

3. Rekursu sira



UNICEF Timor-Leste/2013/ Utsumi

1. *Númeru no Persentajen Eskola Atual sira hanesan Instituisaun (Haree Tabela 29 iha Aneksu)*

Iha Timor-Leste, hamutuk ho eskola primária no eskola pre-sekundária regulár sira, Eskola Bázika Sentrál sira beibeik oferese ensinu nivel pre-sekundáriu (grau 7-9) no ensinu nivel primáriu (grau 1-6). Eskola Bázika sira efetivamente sai eskola primária no eskola pre-sekundária iha instituisaun ida de'it. Iha seksaun ida-ne'e, Eskola Bázika sira mak konta hanesan eskola ida-de'it, la'ós rua. Nune'e análise iha seksaun ida-ne'e hosi kapitulu ne'e apresenta dados hosi númeru total (atuál) hosi eskola sira (instituisaun sira), no haree ketaketak de'it nivel ensinu báziku (grau 1-9) no nivel ensinu sekundáriu (grau 10-12).

Hosi númeru eskola total 1.364 iha nasaun laran tomak, 1.137 (porsentu 83,4) mak nu'udar eskola pública no 227 (porsentu 16,6) mak nu'udar eskola privada sira (Figura 3-1). Kompara ho tinan 2011, iha aumentu líkidu uitoan sa'e porsentu 0,15 (eskola 2 tan) iha númeru total eskola iha nasaun laran tomak ho aumentu ne'e kompostu hosi eskola pública ida tan no eskola privada ida tan.

Hosi númeru total eskola 1.364 iha nasaun laran tomak, eskola 1.268 (porsentu 93,0) oferese ensinu báziku no eskola 96 (porsentu 7,04) oferese ensinu nivel sekundáriu. Kompara ho tinan 2011, eskola Privada 2 iha Ensину Báziku taka ka sai eskola ida-de'it ho eskola sira-seluk.

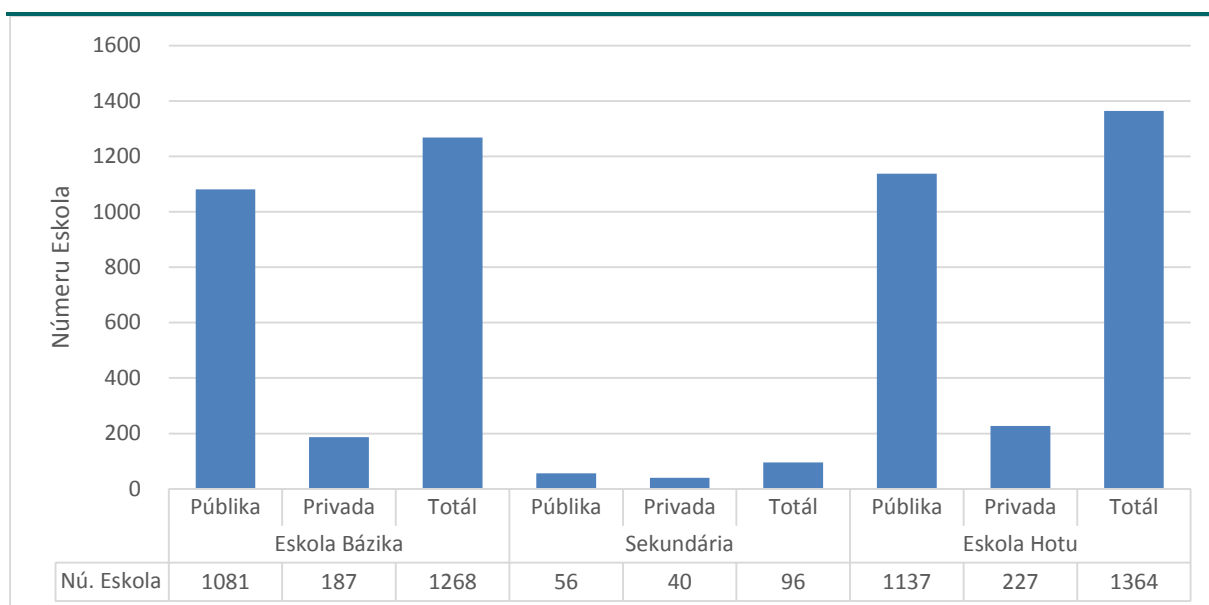
Hosi eskola 1.268 ne'ebé fornese ensinu báziku, 1.081 (porsentu 85,25) mak eskola pública sira no 187 (porsentu 14,75) mak eskola privada sira. Eskola pre-sekundária sira mak inklui tanba razaun hirak-ne'ebé temi iha leten.

Hosi eskola sekundária sira, 56 (porsentu 58,33) mak nu'udar eskola pública sira no 40 (porsentu 41,67) mak nu'udar eskola privada sira.

Iha nasaun laran tomak, konsentrasaun aas liu hotu hosi eskola hotu hotu mak iha Baucau ho eskola 184 tuirfali ho Bobonaro (15), Ermera (136) no Dili (121) (Figura 3-2). Sekuensia ida-ne'e hosi konsentrasaun aas liu hotu hosi eskola tuir distritu mak hanesan de'it ho tinan 2011. Iha distritu lima ho númeru total eskola sira aas liután kompara ho tinan foin liubá. Hirak-ne'e mak: Aileu (eskola pública 2 tan iha ensinu báziku, no eskola pública 1 tan no eskola privada 1 tan iha ensinu sekundáriu), Dili (eskola privada 1 iha ensinu sekundáriu), Ermera (eskola 2 tan iha ensinu báziku), (eskola pública 1 tan iha ensinu báziku) no Oecusse (eskola pública 2 tan iha ensinu báziku). Iha liman seluk, distritu tolu iha eskola menus liután: Baucau (eskola privada 1 menus liután iha ensinu báziku), Covalima (eskola pública 4 menus liután iha ensinu báziku) no Lautem (eskola pública 2 menus liután no eskola privada 1 menus liután iha ensinu báziku). Distritu lima seluk tan iha númeru eskola hanesan de'it ho tinan foin liubá. Hirak-ne'e mak: Ainaro, Bobonaro, Likisá, Manufahi no Vikeke.

Haree kle'an liután ba proporsaun eskola sira bazeia ba tipu instituisaun tuir distritu, distritu hotu hotu iha númeru aas liután hosi eskola pública duké privada sira iha nivel ensinu báziku (Figura 3-3). Maibé, ba ensinu sekundáriu, Dili no Ermera iha númeru eskola sekundária pública no privada hanesan de'it, respetivamente. Oinseluk, eskola pública sira mak barak liu duké eskola privada sira iha distritu sira-seluk iha nivel sekundáriu.

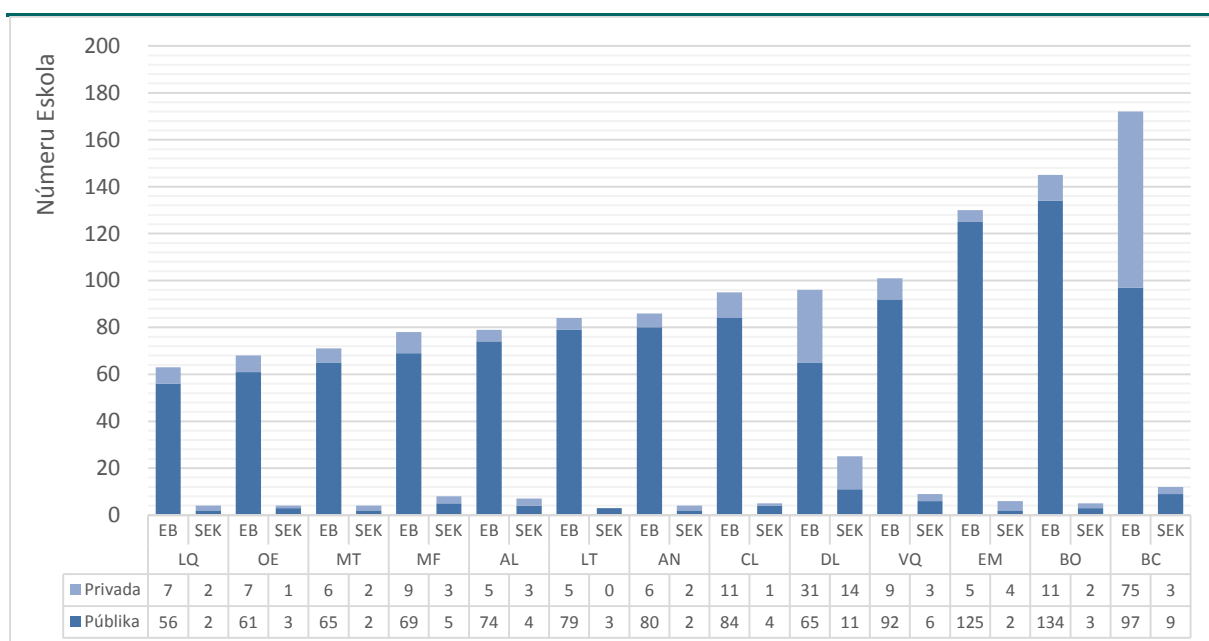
Figura 3-1 Númeru Atual ba Eskola sira (Nivel Nasionál) tuir Tipu Eskola no tuir Nivel Ensinu



Bazeia ba Tabela 29 iha Aneksu.

AL (Aileu); AN (Ainaro); BC (Baucau); BO (Bobonaro); CL (Covalima); DL (Dili); EM (Ermera); LT (Lautem); LQ (Likisá); MT (Manatuto); MF (Manufahi); OE (Oecusse); VQ (Vikeke); TL (Nasionál)

Figura 3-2 Númeru Atual ba Eskola sira tuir Tipu Eskola, tuir Nivel Ensinu no tuir Distritu

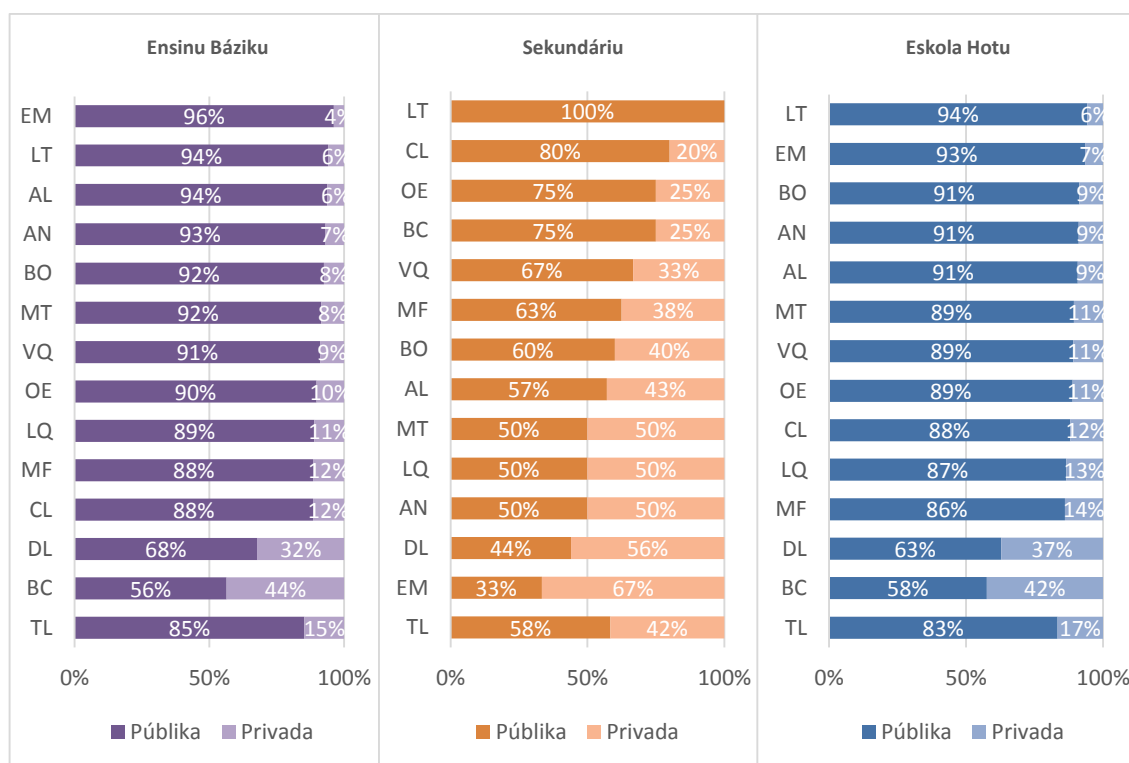


Bazeia ba Tabela 29 iha Aneksu.

EB (Ensinu Báziku); SEK (Ensinu Sekundáriu)

AL (Aileu); AN (Ainaro); BC (Baucau); BO (Bobonaro); CL (Covalima); DL (Dili); EM (Ermera); LT (Lautem); LQ (Likisá); MT (Manatuto); MF (Manufahi); OE (Oecusse); VQ (Vikeke)

Figura 3-3 Kompozisaun Eskola Públika no Privada sira (Siklu 1&2&3 no Sekundáriu) tuir Distritu



Bazeia ba Tabela 29 iha Aneksu.

AL (Aileu); AN (Ainaro); BC (Baucau); BO (Bobonaro); CL (Covalima); DL (Dili); EM (Ermera); LT (Lautem); LQ (Likisá); MT (Manatuto); MF (Manufahi); OE (Oecusse); VQ (Vikeke); TL (Nasionál)

2. *Númeru no Persentajen Eskola tuir Nivel Ensinu (Haree Tabela 30 iha Aneksu)*

Bainhira konta númeru eskola sira tuir nivel ensin, tenke konta liu dala ida ba eskola ne'ebé hanesan. Hanesan temi tiha ona, Eskola Bázika sira iha Timor-Leste baibain mak kompostu hosi grau 1 to'o 9 (nivel primáriu no pre-sekundáriu sira). Nune'e Eskola Bázika ida bele konta dala rua (dala ida ba seksaun eskola primária no dala ida ba seksaun eskola pre-sekundária) se karik ita hakarak hatene númeru eskola primária no númeru eskola pre-sekundária ketaketak. Ida-ne'e aplika la'ós de'it ba Eskola Bázika sira, maibé mós ba eskola balu ne'ebé iha grau iregulár sira iha eskola laran hanesan eskola sira ho grau 1-3 no grau 7-9 (maibé la oferese grau 4-6).

Nune'e atu bele hatene eskola hira iha kapasidade atu simu estudante iha nivel ensin ida-idak (primáriu, pre-sekundáriu no sekundáriu), sai nesesáriu atu la'ós de'it hato'o númeru eskola atuál hanesan instituisaun sira hatudu hela iha seksaun foin ba kotuk, maibé atu mós hatudu númeru eskola sira tuir nivel ensin iha seksaun ida-ne'e.

Iha sentidu ida-ne'e, iha 2012, iha eskola 1.124 ne'ebé oferese ensin nivel primáriu, eskola 250 ne'ebé iha ensin nivel pre-sekundáriu, no eskola 96 ne'ebé fornese ensin nivel sekundáriu (Figura 3-4).

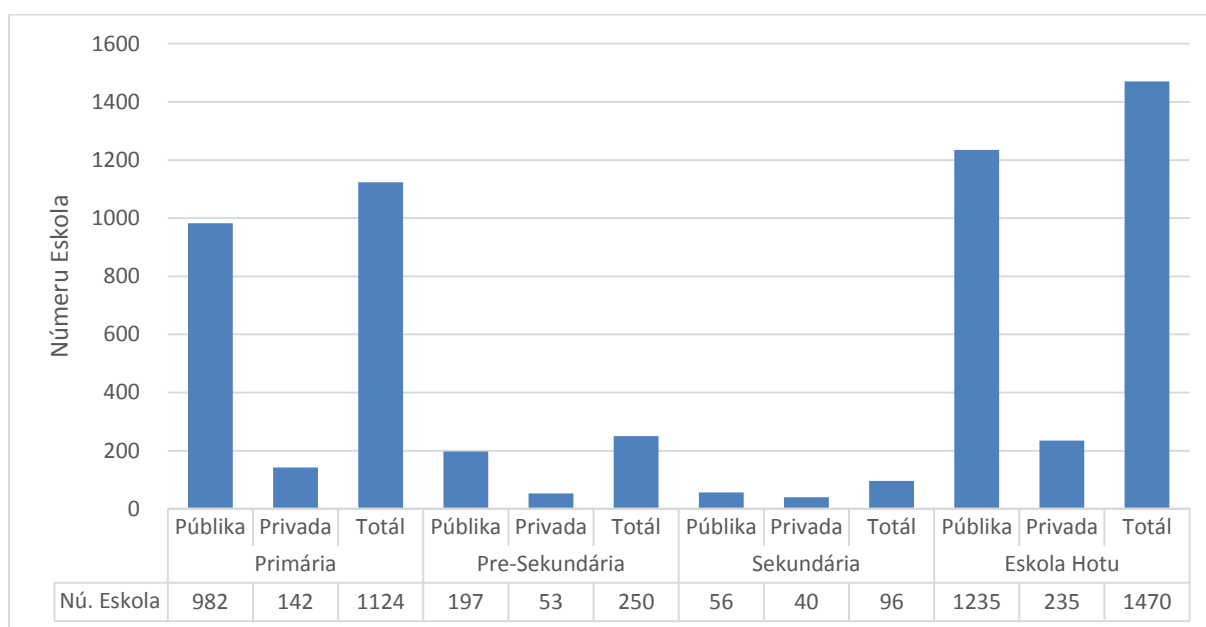
Hosi eskola totál 1.124 ne'ebé iha ensin nivel primáriu, 982 (porsentu 87,4) mak nu'udar eskola públika no 142 (porsentu 12,6) mak nu'udar eskola privada sira.

Hosi eskola 250 ne'ebé oferese ensin nivel pre-sekundáriu, 197 (porsentu 78,8) mak nu'udar eskola públika no 53 (porsentu 21,2) mak nu'udar eskola privada sira.

Hosi eskola 96 ne'ebé fornese ensin nivel sekundáriu, eskola 56 (porsentu 58,3) mak nu'udar eskola públika sira no 40 (porsentu 41,7) mak nu'udar eskola privada sira.

Uza métodu ida-ne'e atu konta eskola sira tuir nivel ensin ne'ebé oferese, konsentrasaun aas liu hotu hosi eskola sira mak iha Baucau ho eskola 192, tuirfali ho Bobonaro (163), Ermera (147), no Vikeke no Dili (rua-hotu iha eskola 126) (Figura 3-5). Haree ba proporsaun eskola sira bazeia ba tipu instituisaun tuir distritu, distritu ualu iha númeru aas liután hosi eskola privada sira iha nivel ensin pre-sekundáriu no sekundáriu; Ermera, ho númeru aas liután hosi eskola privada iha nivel sekundáriu; no Ainaro, Likisá no Manatuto ho númeru eskola públika no privada hanesan de'it iha nivel ensin sekundáriu (Figura 3-6).

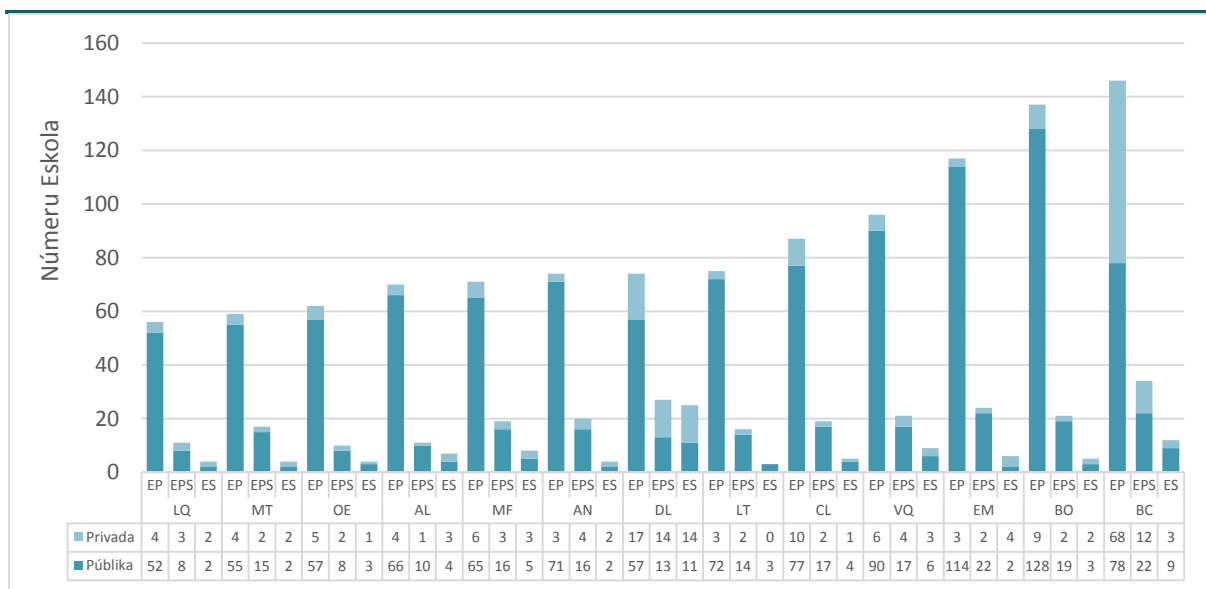
Figura 3-4 Númeru Eskola sira (Nivel Nasionál) tuir Tipu Eskola no tuir Nivel Ensinu (Eskola Públika no Privada Hamutuk)



Bazeia ba Tabela 30 iha Aneksu.

Eskola balu mak konta dala rua se karik eskola ne'e iha nivel ensin u liu ida-de'it (n.e. se karik Eskola Bázika ida iha nivel primáriu no pre-sekundáriu nia sei konta dala rua, dala ida ba nivel primáriu no dala ida tan ba nivel pre-sekundáriu.)

Figura 3-5 Númeru Eskola sira tuir Tipu Eskola, tuir Nivel Ensinu (Eskola Públika no Privada Hamutuk) no tuir Distritu



Bazeia ba Tabela 30 iha Aneksu.

Eskola balu mak konta dala rua se karik eskola ne'e iha nivel ensin u liu ida-de'it (n.e. se karik Eskola Bázika ida iha nivel primáriu no pre-sekundáriu nia sei konta dala rua, dala ida ba nivel primáriu no dala ida tan ba nivel pre-sekundáriu.)

EP (Nivel Ensinu Primáriu); EPS (Nivel Ensinu Pre-Sekundáriu); ES (Nivel Ensinu Sekundáriu)

AL (Aileu); AN (Ainaro); BC (Baucau); BO (Bobonaro); CL (Covalima); DL (Dili); EM (Ermera); LT (Lautem); LQ (Likisá); MT (Manatuto); MF (Manufahi); OE (Oecusse); VQ (Vikeke)

Figura 3-6 Kompozisaun Eskola Públika no Privada sira tuir Nivel Ensinu no Distritu



Bazeia ba Tabela 30 iha Aneksu.

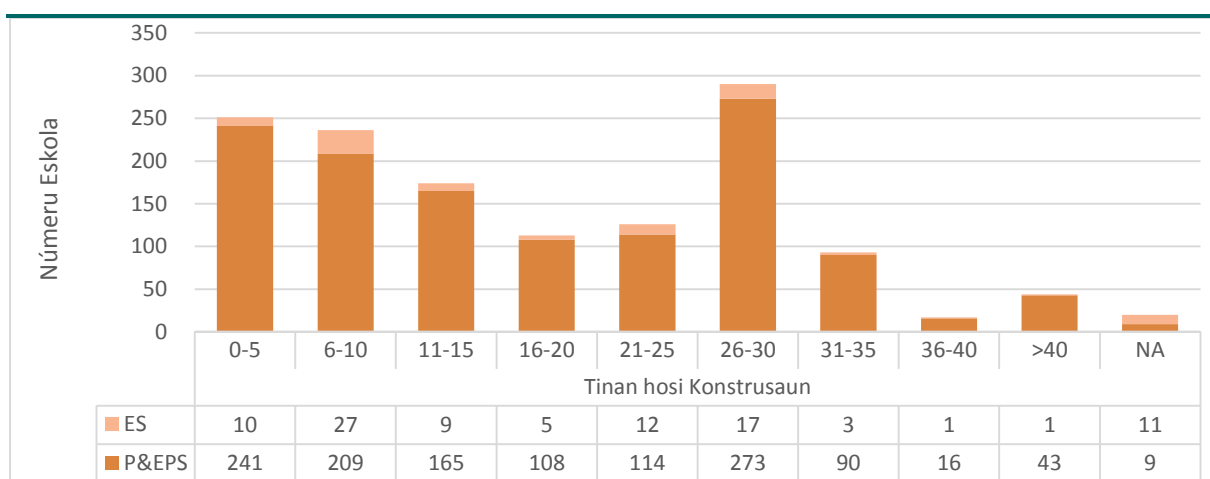
AL (Aileu); AN (Ainaro); BC (Baucau); BO (Bobonaro); CL (Covalima); DL (Dili); EM (Ermera); LT (Lautem); LQ (Likisá); MT (Manatuto); MF (Manufahi); OE (Oecusse); VQ (Vikeke); TL (Nasionál)

3. Númeru no Persentajen hosi Eskola tuir Númeru Tinan hosi Konstrusaun Eskola to'o 2012 (Haree Tabela 31 no 32 iha Aneksu)

Iha nasaun laran tomak, iha eskola 1.364 (instituisaun sira) ne'ebé oferese nivel ensinu primáriu, pre-sekundáriu no sekundáriu sira. Hosi eskola 1.364 ne'e, eskola 1.268 oferese ensinu primáriu no pre-sekundáriu, enkuantu eskola 96 fornese ensinu sekundáriu.

Figura 3-7 hatudu hela númeru eskola sira ho relasaun ba númeru tinan hosi konstrusaun eskola nian to'o tinan 2012. Hosi eskola 1.268 ba ensinu primáriu no pre-sekundáriu, eskola 273 (maizumenus porsentu 21,53) mak harii hela tiha entre tinan 26 no 30 ba kotuk; eskola 241 (porsentu 19,01) mak foin harii durante tinan lima foin liubá nia laran; eskola 209 (porsentu 16,48) iha idade entre tinan neen no sanulu; no eskola 149 (porsentu 11,75) iha idade liu tinan 30.

Figura 3-7 Númeru Atuál hosi Eskola sira tuir Númeru Tinan hosi Konstrusaun Eskola nian to'o 2012



Bazeia ba Tabela 31 no 32 iha Aneksu.

EP (Eskola Primária); EPS (Eskola Pre-Sekundária); ES (Eskola Sekundária)

Bainhira haree ba eskola tuir instituisaun eskola, iha eskola 1.081 (porsentu 85,25) ba eskola pública primária no pre-sekundária sira no eskola 187 (porsentu 14,75) ba eskola privada sira. Maioria hosi eskola pública sira iha idade entre tinan 26 no 30, tuihfali ho eskola sira ho idade menus tinan 5. Ida-ne'e mak sekuénsia hanesan de'it ho ida iha parágrafu iha leten. Ba eskola privada sira, maioria (porsentu 19,25) ka eskola privada 36 iha idade entre tinan 26 no 30, tuihfali ho eskola privada 28 (porsentu 14,97) ho idade hosi tinan 6 to'o 10 no tinan 11 to'o 15, no eskola privada 26 (porsentu 13,90) ho idade hosi tinan 21 to'o 25.

Hosi eskola sekundária 96, eskola 27 (porsentu 28,13) iha idade tinan 6 to'o 10, tuihfali ho eskola 17 (porsentu 17,71) ho idade hosi tinan 26 to'o 30, no eskola 10 (porsentu 10,42) ho idade menus tinan 5.

Kona-ba eskola sekundária sira tuir tipu instituisaun skolár, iha eskola 56 (porsentu 58,33) ba eskola pública sekundária no eskola 40 (porsentu 41,67) ba eskola privada sekundária sira. Maioria hosi eskola pública sira iha idade tinan 6 to'o 10 (porsentu 26,79) ka fatin eskola pública 15), tuihfali ho eskola pública 10 (porsentu 17,86) ho idade hosi tinan 26 to'o 30, no eskola pública 9 (porsentu 16,07) ho idade hosi tinan 21 to'o 25. Maioria hosi eskola privada sira (porsentu 30,00) ka fatin eskola privada 12 iha idade tinan 6 to'o 10, tuihfali ho eskola privada 7 (porsentu 17,50) ho idade tinan 26 to'o 30, no eskola privada 4 (porsentu 10,00) ho idade menus tinan 5.

4. *Númeru no Persentajen Profesór sira tuir Nivel Ensinu (Haree Tabela 33 iha Aneksu)*

Iha seksaun ida-ne'e, "númeru profesór" sira sei refere ba númeru profesór serbisu tempu tomak no tempu balun de'it. Profesór voluntáriu sira la inklui iha kalkulasiun ba tinan ida-ne'e maski inklui iha tinan 2010.

Iha profesór na'in 10.177 sira iha eskola primária, Eskola Bázika, pre-sekundária no sekundária iha nasaun laran tomak iha tinan 2012 (Figura 3-8). Númeru ida-ne'e maizumenus porsentu 0,38 aas liután (profesór na'in 39 tan) duki iha 2011.

Númeru no proporsaun profesór sira iha nivel ensinun ida-idak iha nasaun laran tomak mak hanesan tuirmai ne'e (Figura 3-9):

- Profesór na'in 5.379 (porsentu 52,85 hosi profesór sira-hotu) hanorin iha eskola primária sira. Kompara ho tinan foin liubá, númeru ida-ne'e mak porsentu 0,88 menus liután (profesór na'in 48 menus liután).
- Profesór na'in 2.697 (porsentu 26,50) hanorin iha Eskola Bázika sira. Númeru ida-ne'e mak porsentu 1,389 aas liután duki iha 2011 (profesór na'in 37 liután).
- Profesór na'in 385 (porsentu 3,78) hanorin iha eskola pre-sekundária sira. Númeru ida-ne'e mak porsentu 6,10 menus liután duki iha 2011 (profesór na'in 25 menus liután).
- Númeru totál hosi profesór sira hanorin iha primáriu, Eskola Bázika no pre-sekundária iha 2012 mak profesór na'in 8.461 (porsentu 83,14). Númeru ida-ne'e mak menus liután duki tinan foin liubá, bainhira iha profesór na'in 8.497 hanesan ne'e (porsentu 83,81).
- Profesór na'in 1.716 (porsentu 16,86) hanorin iha eskola sekundária sira. Ida-ne'e mak aumentu sa'e porsentu 4,57 iha númeru profesór sira (profesór na'in 75 liután) kompara ho tinan foin liubá.

Bainhira haree ba distribuisaun hosi númeru profesór sira iha distritu sira, konsentrasaun aas liu hotu ba profesór sira iha eskola primária sira hela atu hanesan ho tinan foin liubá.

Iha eskola primária sira, maioria profesór sira mak iha Baucau iha tinan ida-ne'e (profesór na'in 749 ka porsentu 13,92 hosi númeru totál profesór eskola primária sira), tuirfali ho Dili (profesór na'in 743 ka porsentu 13,81), no Ermera (profesór na'in 479 ka porsentu 4,71). Konsentrasaun menus liu hotu hosi profesór eskola primária sira mak iha Manatuto (profesór na'in 247 ka porsentu 4,59).

Iha Eskola Bázika sira (ne'ebé oferese ensinun primáriu nomós/ka pre-sekundáriu), konsentrasaun aas liu hotu hosi profesór sira mak iha Dili (profesór na'in 363 ka porsentu 13,46 hosi númeru totál profesór ba Eskola Bázika), tuirfali ho Vikeke (profesór na'in 332 ka porsentu 12,31), ne'ebé mak atu hanesan ho tinan foin liubá. Iha liman seluk, konsentrasaun menus liu hotu mak iha Aileu (profesór na'in 123 ka porsentu 4,56).

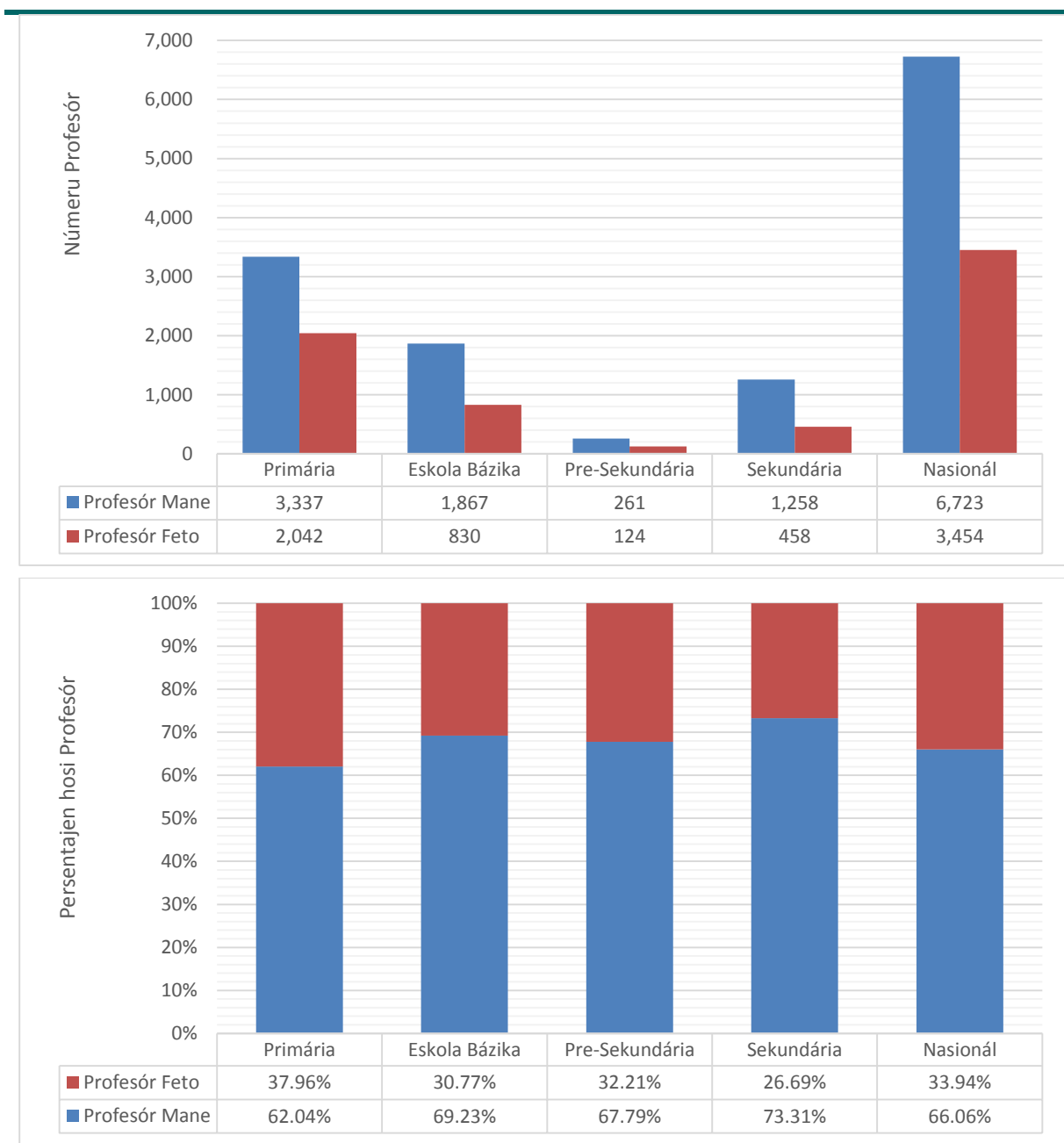
Iha eskola sira ne'ebé oferese de'it ensinun pre-sekundáriu no ne'ebé mak la'ós Eskola Bázika sira, maioria profesór sira serbisu iha Baucau (profesór na'in 107 ka porsentu 27,79 hosi númeru totál profesór pre-sekundáriu hirak-ne'e), hanesan ho tinan foin liubá. Hanesan kontraste, konsentrasaun menus liu hotu hosi profesór sira mak iha Aileu, Ermera no Lautem (profesór na'in 11 ka porsentu 2,86).

Iha nivel ensinun sekundáriu, no atu hanesan ho situaun iha tinan foin liubá, konsentrasaun aas liu hotu profesór sira-nian mak iha Dili ho profesór na'in 543 ka porsentu 31,64 hosi profesór eskola sekundária sira-hotu. Konsentrasaun menus liu hotu mak iha Manatuto ho profesór na'in 44 ka porsentu 2,56.

Porsentu 33,94 hosi profesór sira mak nu'udar feto. Kompara ho tinan foin liubá (porsentu 33,90), kompozisaun profesora (feto) sira mak kuaze hanesan de'it.

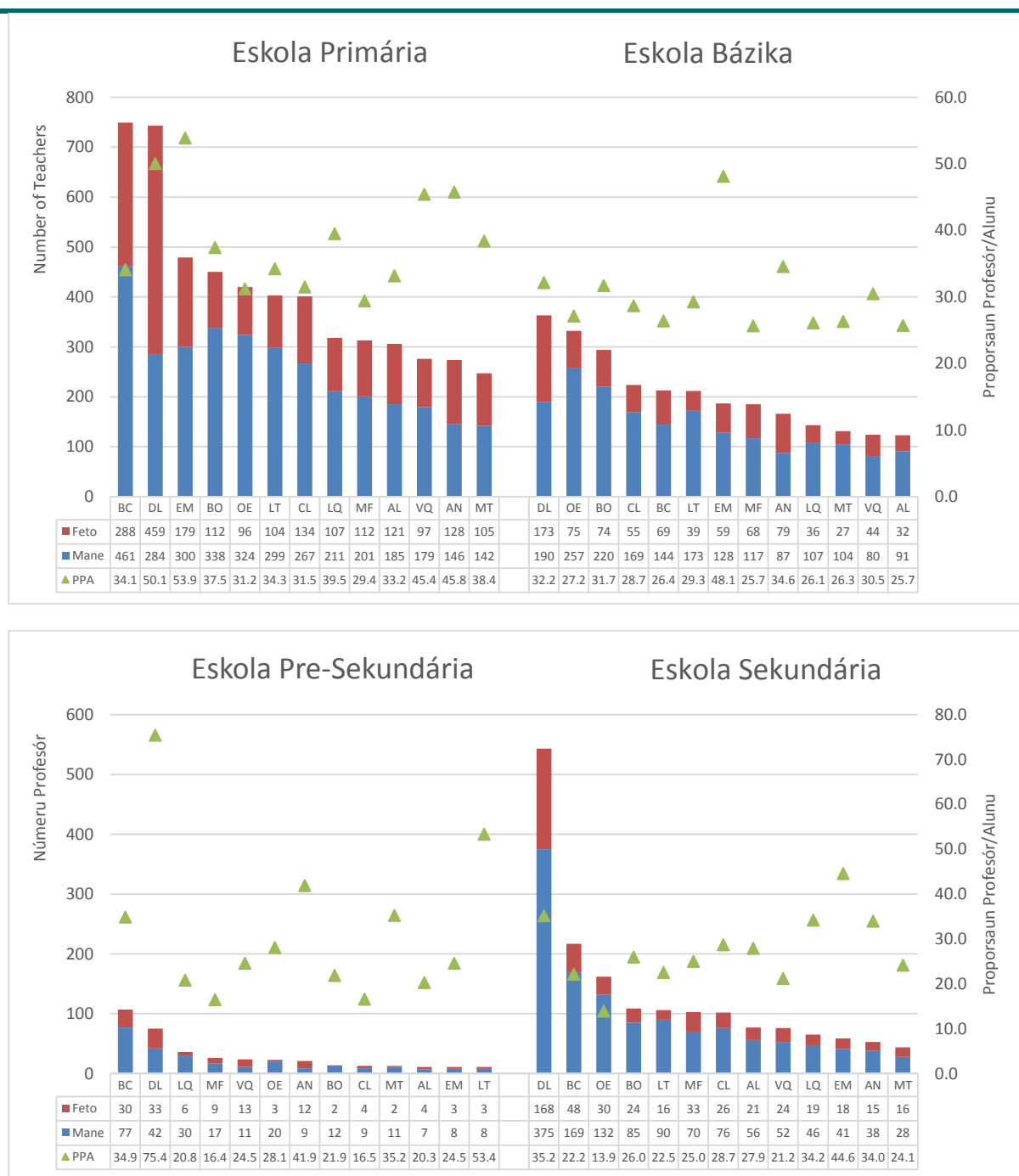
Númeru profesora sira (feto) hatudu variasaun tuir jeográfia no nivel ensinu sira. Iha eskola primária, feto sira representa porsentu 37,96 hosi profesór sira. Iha Eskola Bázika, feto sira representa porsentu 30,77, no iha eskola pre-sekundária sira, porsentu 32,21. Iha ensinu sekundáriu, feto sira representa porsentu 26,69 hodi profesór sira. Kompara ho tinan 2011, kompozisaun profesora (feto) sira iha 2012 mak uitoan aas liután iha nivel primáriu no Eskola Bázika no uitoan menus liután iha nivel pre-sekundáriu no sekundáriu sira. Maibé diferença mak menus liu porsentu 1 ba nivel hotu hotu.

Figura 3-8 Númeru Atual no Persentajen hosi Profesór sira tuir Seksu iha Eskola Primária (Siklu 1 & 2), Eskola Bázika, Pre-Sekundária (Siklu 3) no Sekundária sira



Bazeia ba Tabela 33 iha Aneksu.

Figura 3-9 Númeru Atual hosi Profesór no Taxa Alunu/Profesór tuir Distritu iha Eskola Primária, Eskola Bázika, Pre-Sekundária no Sekundária sira



Bazeia ba Tabela 33 iha Aneksu.

Taxa alunu profesór sira mak inklui atu hatudu relasaun entre númeru total hosi profesór sira no númeru estudante sira ne'ebé sira hanorin bá. Númeru aas liután hosi profesór sira iha distritu ida la sempre hatudu katak iha taxa alunu profesór menus tanba diferença iha númeru estudante absolute iha distritu ida-idak.

AL (Aileu); AN (Ainaro); BC (Baucau); BO (Bobonaro); CL (Covalima); DL (Dili); EM (Ermera); LT (Lautem); LQ (Likisá); MT (Manatuto); MF (Manufahi); OE (Oecusse); VQ (Vikeke)

5. *Númeru no Persentajen Profesór sira, tuir Kualifikasaun (Haree Tabela 34 iha Aneksu)*

Iha seksaun ida-ne'e, "númeru profesór" sira sei refere ba númeru profesór serbisu tempu tomak no tempu balun de'it. Profesór voluntáriu sira la inklui kalkulasiun ba tinan ida-ne'e maski inklui iha tinan 2010.

Iha nasaun laran tomak iha nivel ensinu hotu hotu, maioria hosi profesór sira (profesór na'in 4.970 ka porsentu 48,84) iha kualifikasaun ensinu sekundáriu, tuirfali ho graduadu koléjiu (profesór na'in 3.030 ka porsentu 29,77) no graduadu universidade² (profesór na'in 1.515 ka porsentu 14,89) (Figura 3-10).

Iha nivel ensinu hotu hotu, iha proporsaun aas liután hosi profesór sira ho kualifikasaun pre-sekundáriu nomós graduadu koléjiu iha 2012 kompara ho 2011 ("kualifikasaun pre-sekundáriu" hatudu hela iha livru anuál ida-ne'e kombina "pre-sekundáriu kompletu" no "sekundáriu la kompletu" hatudu hela iha Livru Anuál Estatístiku 2011 nian). Aumentu sira ba proporsaun profesór sira ne'ebé iha kualifikasaun pre-sekundáriu no graduadu koléjiu mak porsentu 90,36 (hosi profesór na'in 166 iha 2011 sa'e to'o na'in 316 iha 2012) no porsentu 2,05 (hosi profesór na'in 2.969 iha 2011 sa'e to'o profesór na'in 3.030 iha 2012) kompara ho 2011. Kualifikasaun ensinu sekundáriu no primáriu sira iha 2012 tun kompara ho tinan foin liubá.

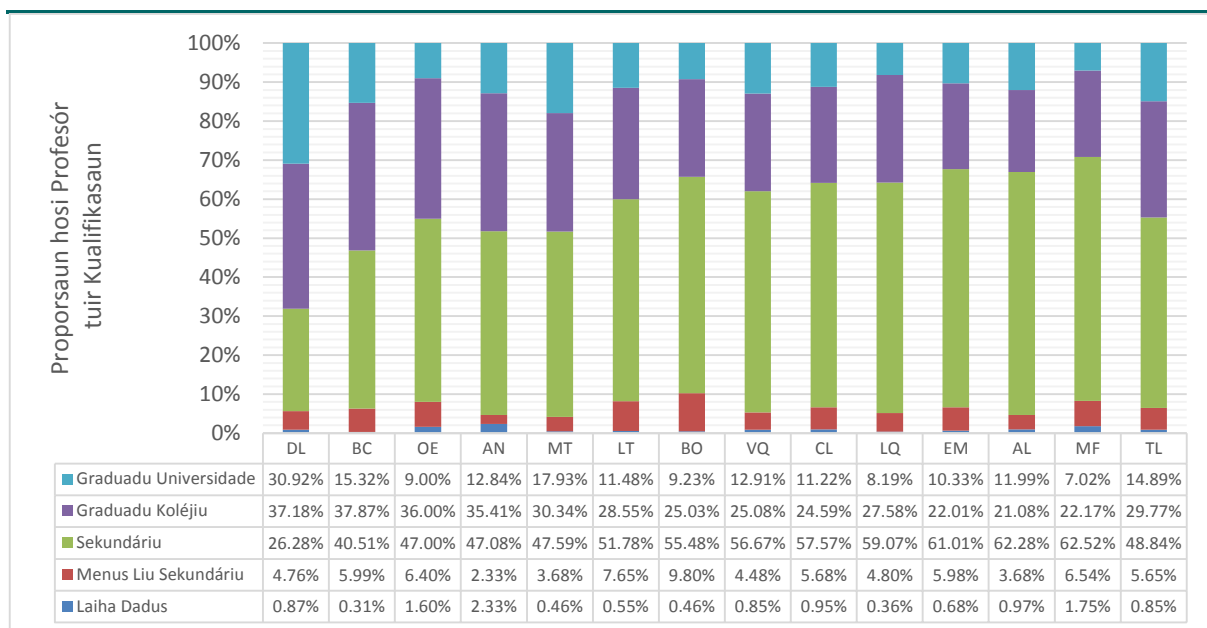
Bainhira haree ba distribuisaun profesór sira tuir kualifikasaun no distritu iha nivel ensinu hotu hotu, proporsaun aas liu hotu no menus liu hotu hosi profesór sira tuir kualifikasaun mak hanesan tuirmai ne'e:

1. Profesór sira ho kualifikasaun graduadu universidade:
 - Dili hetan proporsaun aas liu hotu ho porsentu 30,92 (profesór na'in 533) hosi profesór sira-hotu iha distritu Dili. Númeru ida-ne'e mak porsentu 0,50 menus liután duké tinan foin liubá.
 - Iha liman seluk, Manufahi hetan proporsaun menus liu hotu ho porsentu 7,02 (profesór na'in 44) hosi profesór sira-hotu iha distritu Manufahi (porsentu 0,07 aas liután duké tinan foin liubá).
2. Profesór sira ho kualifikasaun graduadu koléjiu:
 - Baucau hetan proporsaun aas liu hotu ho porsentu 37,87 (profesór na'in 487) hosi profesór sira-hotu iha distritu Baucau. Kompara ho tinan foin liubá, númeru ida-ne'e tun porsentu 1,49.
 - Iha liman seluk, Aileu hetan proporsaun menus liu hotu ho porsentu 21,08 (profesór na'in 109) maski númeru ida-ne'e sa'e porsentu 0,05 aas liután duké tinan foin liubá.
3. Profesór sira ho kualifikasaun graduadu ensinu sekundáriu:
 - Manufahi hetan proporsaun aas liu hotu ho porsentu 62,52 (profesór na'in 392) hosi profesór sira-hotu iha distritu Manufahi. Kompara ho tinan foin liubá, númeru ida-ne'e tun porsentu 2,42.
 - Iha liman seluk, Dili hetan proporsaun menus liu hotu ho porsentu 26,28 (profesór na'in 453 ka porsentu 1,94 menus liután duké tinan foin liubá).
4. Profesór sira ho kualifikasaun graduadu ensinu pre-sekundáriu (kompara ho suma hosi pre-sekundáriu kompletu no sekundáriu la kompletu hatudu hela iha Livru Anuál Estatístiku 2011):
 - Bobonaro hetan proporsaun aas liu hotu ho porsentu 5,88 (profesór na'in 51) hosi profesór sira-hotu iha distritu Bobonaro. Kompara ho tinan foin liubá, númeru ida-ne'e sa'e porsentu 4,53 aas liután.
 - Iha liman seluk, Aileu hetan proporsaun menus liu hotu ho porsentu 1,16 (profesór na'in 6) ne'ebé sa'e porsentu 0,20 aas liután duké tinan 2011.

² Koléjiu sei fornese kualifikasaun nivel Diploma (tipu Diploma D1, D2 ka D3 depende ba eskola sira) maski universidade sei fornese kualifikasaun Strata 1 (ekivalente ho lisensiatura) sira iha Timor-Leste.

5. Profesór sira ho kualifikasaun graduadu ensinu primáriu:
 - Bobonaro hetan proporsaun aas liu hotu ho porsentu 3,92 (profesór na'in 34) hosi profesór sira-hotu iha distritu Bobonaro. Kompara ho tinan foin liubá, númeru ida-ne'e sa'e porsentu 0,22 aas liután.
 - Iha liman seluk, Manatuto hetan proporsaun menus liu hotu ho porsentu 0,46 (profesór na'in 2 ka tun porsentu 0,22 menus liután duké tinan foin liubá).

Figura 3-10 Proporsaun hosi Profesór sira (Nivel Ensinu Hotu Hotu) tuir Kualifikasaun no tuir Distritu iha 2012



Bazeia ba Tabela 34 iha Aneksu.

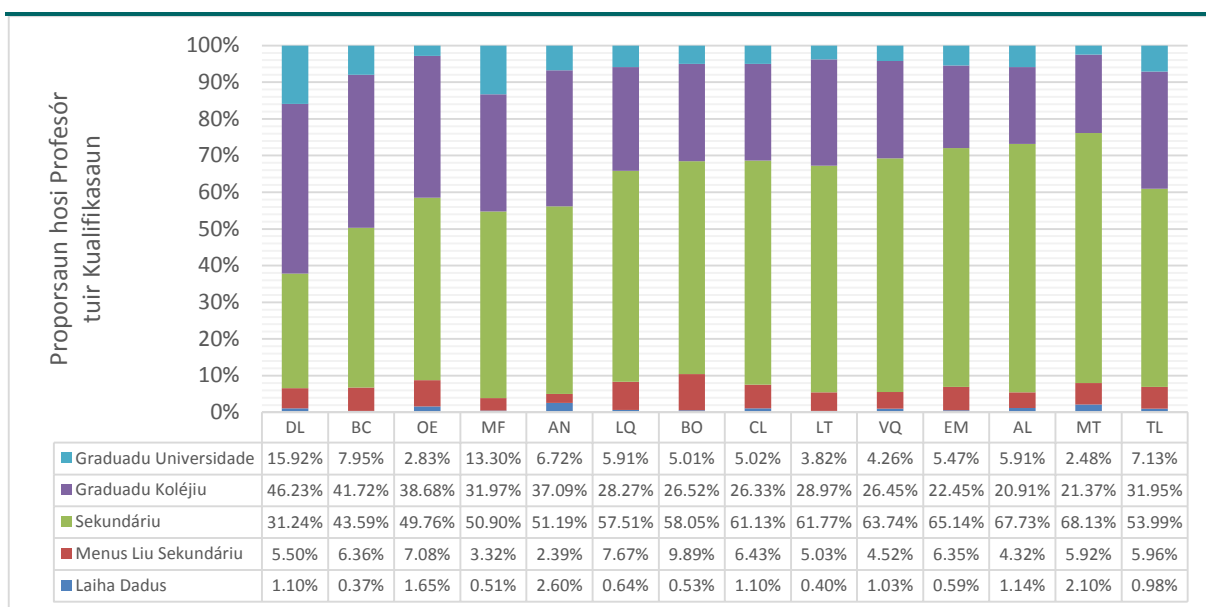
AL (Aileu); AN (Ainaro); BC (Baucau); BO (Bobonaro); CL (Covalima); DL (Dili); EM (Ermera); LT (Lautem); LQ (Likisá); MT (Manatuto); MF (Manufahi); OE (Oecusse); VQ (Vikeke); TL (National Level).

Iha nivel ensinu báziku, iha nasaun laran tomak, maioria profesór sira (profesór na'in 4.568 ka porsentu 53,99) hosi total profesór na'in 8.461 iha ona kualifikasaun ensinu sekundáriu, tuirfali ho kualifikasaun graduadu koléjiu (profesór na'in 2.703 ka porsentu 31,95) no graduadu universidade (profesór na'in 603 ka porsentu 7,13) (Figura 3-11).

Bainhira haree ba distribuisaun profesór nian tuir kualifikasaun no distritu iha nivel ensinu báziku, Dili hetan proporsaun menus liu hotu hosi profeseor sira ho kualifikasaun graduadu ensinu sekundáriu ho porsentu 31,24 (profesór na'in 369) hosi profesór sira-hotu (profesór na'in 1.181) iha distritu Dili, maibé hetan proporsaun aas liu hotu hosi profesór sira ho rua-hotu kualifikasaun graduadu koléjiu no kualifikasaun graduadu universidade ho porsentu 46,23 (profesór na'in 546) no porsentu 15,92 (profeseor na'in 188), respetivamente.

Iha liman seluk, Manufahi hetan proporsaun profesór ho kualifikasaun graduadu ensinu sekundáriu ho porsentu 68,13 (profesór na'in 357) no hetan proporsaun menus liu hotu hosi profesór sira ho kualifikasaun graduadu universidade ho porsentu 2,48 (profesór na'in 13) hosi profesór sira-hotu (profesór na'in 524) iha distritu Manufahi Aileu hetan proporsaun menus liu hotu hosi profesór sira ho kualifikasaun graduadu koléjiu ho porsentu 20,91 (profesór na'in 92) hosi profesór sira-hotu (profesór na'in 440) iha distritu Aileu tuirfali ho Manufahi ho porsentu 21,37 (profesór na'in 112).

Figura 3-11 Proporsaan hosi Profesór sira (Nivel Ensinu Báziku) tuir Kualifikasaun no tuir Distritu 2012



Bazeia ba Tabela 34 iha Aneksu.

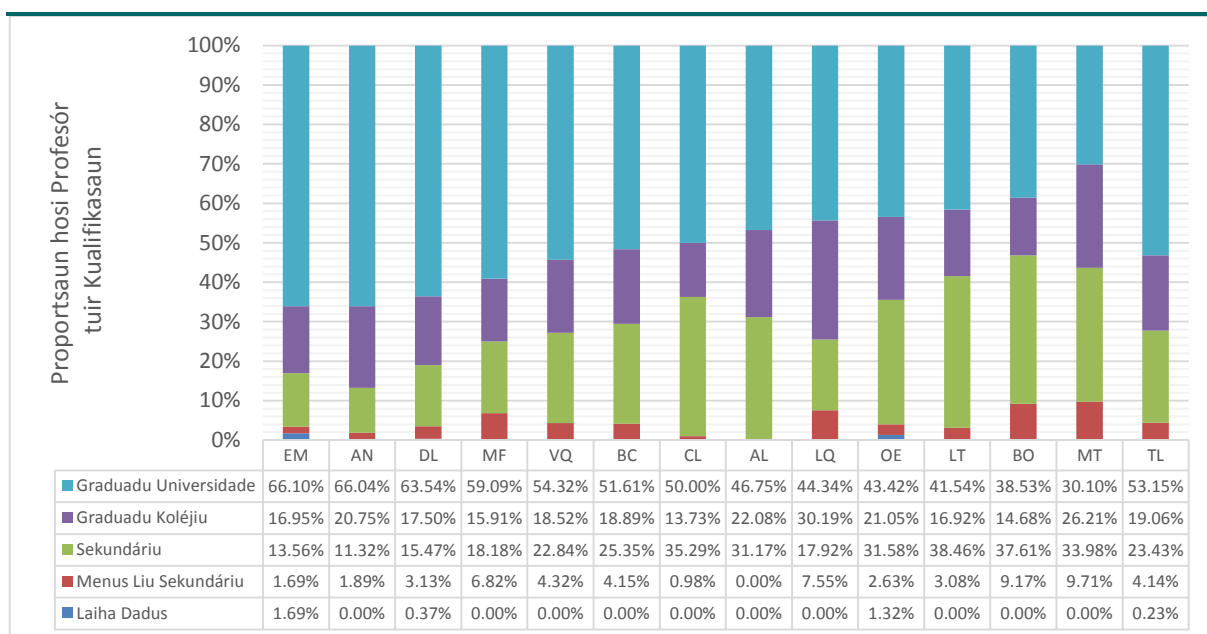
AL (Aileu); AN (Ainaro); BC (Baucau); BO (Bobonaro); CL (Covalima); DL (Dili); EM (Ermera); LT (Lautem); LQ (Likisá); MT (Manatuto); MF (Manufahi); OE (Oecusse); VQ (Vikeke); TL (National Level).

Iha nivel ensinu sekundáriu, iha nasaun laran tomak, maioria profesór sira (profesór na'in 912 ka porsentu 53,15) hosi númeru totál profesór na'in 1.716 hetan kualifikasaun graduadu universidade (profesór na'in 402 ka porsentu 23,43) no kualifikasaun graduadu universidade (profesór na'in 327 ka porsentu 19,06) (Figura 3-12).

Bainhira haree ba distribuisaun profesór sira-nian tuir kualifikasaun no distritu iha nivel ensinu sekundáriu, Ermera hetan proporsaan aas liu hotu hosi profesór sira ho kualifikasaun graduadu ensinu universidade ho porsentu 66,10 (profesór na'in 39) hosi profesór sira-hotu (profesór na'in 59) iha distritu Ermera. Depois, Lautem ne'ebé hetan proporsaan aas liu hotu hosi profesór sira ho kualifikasaun graduadu koléjiu ho porsentu 30,19 (profesór na'in 32) hosi profesór sira-hotu (profesór na'in 106) iha distritu Lautem, no Likisá hetan proporsaan aas liu hotu hosi profesór sira ho kualifikasaun ensinu sekundáriu ho porsentu 38,46 (profesór na'in 25) hosi profesór sira-hotu (profesór na'in 65) iha distritu Likisá.

Iha liman seluk, Manufahi hetan proporsaan menus liu hotu hosi profesór sira ho kualifikasaun graduadu universidade ho porsentu 30,10 (profesór na'in 31) hosi profesór sira-hotu (profesór na'in 103) iha distritu Manufahi. Covalima hetan proporsaan menus liu hotu hosi profesór sira ho kualifikasaun graduadu koléjiu ho porsentu 13,73 (profesór na'in 14) hosi profesór sira-hotu (profesór na'in 102) iha distritu Covalima, no Ainaro hetan proporsaan menus liu hotu hosi profesór sira ho kualifikasaun ensinu sekundáriu ho porsentu 11,32 (profesór na'in 6) hosi profesór sira-hotu (profesór na'in 53) iha distritu Ainaro.

Figura 3-12 Proporsaan hosi Profesór sira (Nivel Ensinu Sekundáriu) tuir Kualifikasaun no tuir Distritu 2012



Bazeia ba Tabela 34 iha Aneksu.

AL (Aileu); AN (Ainaro); BC (Baucau); BO (Bobonaro); CL (Covalima); DL (Dili); EM (Ermera); LT (Lautem); LQ (Likisá); MT (Manatuto); MF (Manufahi); OE (Oecusse); VQ (Vikeke); TL (National Level).

6. Númeru no Persentajen Profesór sira, tuir Tinan Hanorin (Haree Tabela 35 iha Aneksu)

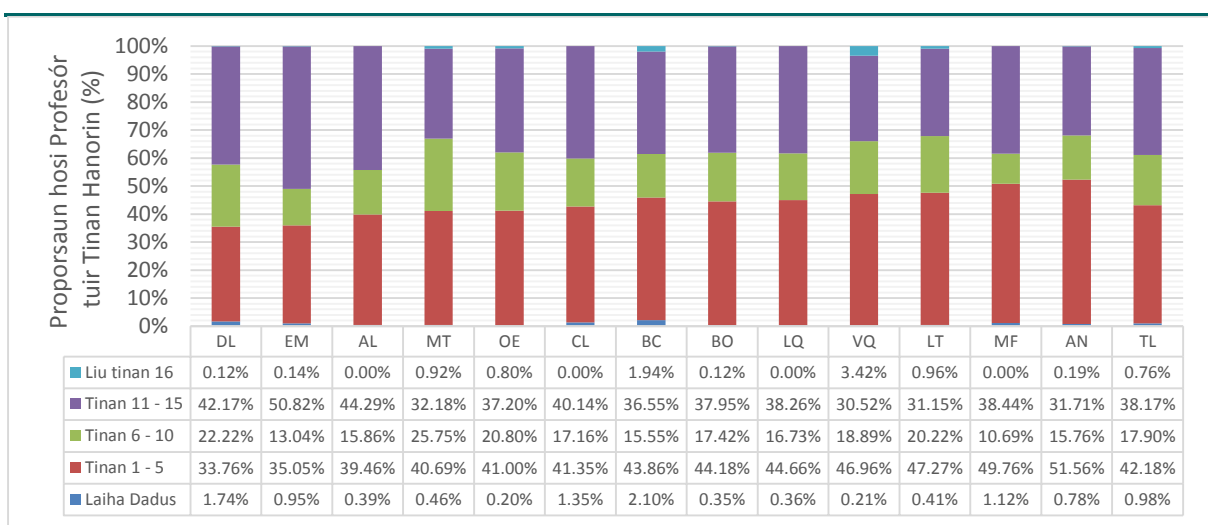
Iha seksaun ida-ne'e, "númeru profesór" sira refere ba númeru profesór serbisu tempu-tomak no tempu balun de'it. Profesór voluntáriu sira mak la inklui iha kalkulasiun ba tinan ida-ne'e maibé inklui iha tinan 2010.

Hosi profesór na'in 10.177 iha nasaun laran tomak, liu porsentu 40 hosi profesór sira mak hanorin ona to'o tinan 5 no liu porsentu 35 mak hanorin ona tinan 11 – 15 (Figura 3-13). Análize detalladu mak hanesan tuirmai ne'e:

- Profesór na'in 4.293 (porsentu 42,18) hanorin ona to'o tinan 5 de'it. Proporsaun hosi grupu ida-ne'e mak porsentu 2,25 menus liután duké tinan foin liubá.
- Profesór na'in 1.822 (porsentu 17,90) hanorin ona durante tinan 6 to'o 10. Proporsaun hosi grupu ida-ne'e tun maka'as iha tinan ida-ne'e porsentu 34,28 menus liután duké tinan foin liubá.
- Profesór na'in 3.885 (porsentu 38,17) hanorin ona tinan 11 to'o 15. Proporsaun hosi grupu ida-ne'e maka'as iha tinan ida-ne'e, sa'e porsentu 37,02 aas liután duké tinan foin liubá.
- Profesór na'in 31 (porsentu 0,30) hanorin ona tinan 16 to'o 20. Proporsaun hosi grupu ida-ne'e tun porsentu 0,04 menus liután iha tinan ida-ne'e.
- Profesór na'in 26 (porsentu 0,26) hanorin ona tinan 21 to'o 25. Proporsaun hosi grupu ne'e sa'e porsentu 0,02 aas liután iha tinan ida-ne'e.
- Profesór na'in 10 (porsentu 0,10) hanorin ona tinan 26 to'o 30. Proporsaun hosi grupu ne'e tun porsentu 0,02 menus liután iha tinan ida-ne'e.
- Profesór na'in 10 (porsentu 0,10) hanorin ona liu tinan 30. Proporsaun hosi grupu ida-ne'e sa'e porsentu 0,01 aas liután duké tinan foin liubá
- Profesór na'in 100 seluk (porsentu 0,98) la fornese informasaun kona0ba tinan hira ne'ebé sira hanorin.

Hanesan ho tinan 2012, proporsaun aas liu hotu hosi profesór sira hanorin ona to'o tinan 5 de'it, tuirfali ho profesór ne'ebé hanorin tinan 11 to'o 15 no tinan 6 to'o 10.

Figura 3-13 Proporsaun hosi Profesór sira (Nivel Ensinu Hotu Hotu) tuir Tinan Hanorin no tuir Distritu iha 2012



Bazeia ba Tabela 35 iha Aneksu.

AL (Aileu); AN (Ainaro); BC (Baucau); BO (Bobonaro); CL (Covalima); DL (Dili); EM (Ermera); LT (Lautem); LQ (Likisá); MT (Manatuto); MF (Manufahi); OE (Oecusse); VQ (Vikeke); TL (National Level).

7. *Númeru no Persentajen Profesór sira, tuir Grupu Idade (Haree Tabela 36 iha Aneksu)*

Iha seksaun ida-ne'e, "númeru profesór" sira refere de'it ba númeru profesór serbisu tempu-tomak no profesór serbisu tempu balun. Profesór voluntáriu sira la inklui iha kalkulasiun ba tinan ida-ne'e maibé inklui iha tinan 2010.

Kompozisaun profesór tuir grupu idade hela atu hanesan ho tinan 2011. Profesór na'in 10.177 iha nasaun laran tomak mak distribui iha grupu idade sira hanesan tuirmai ne'e:

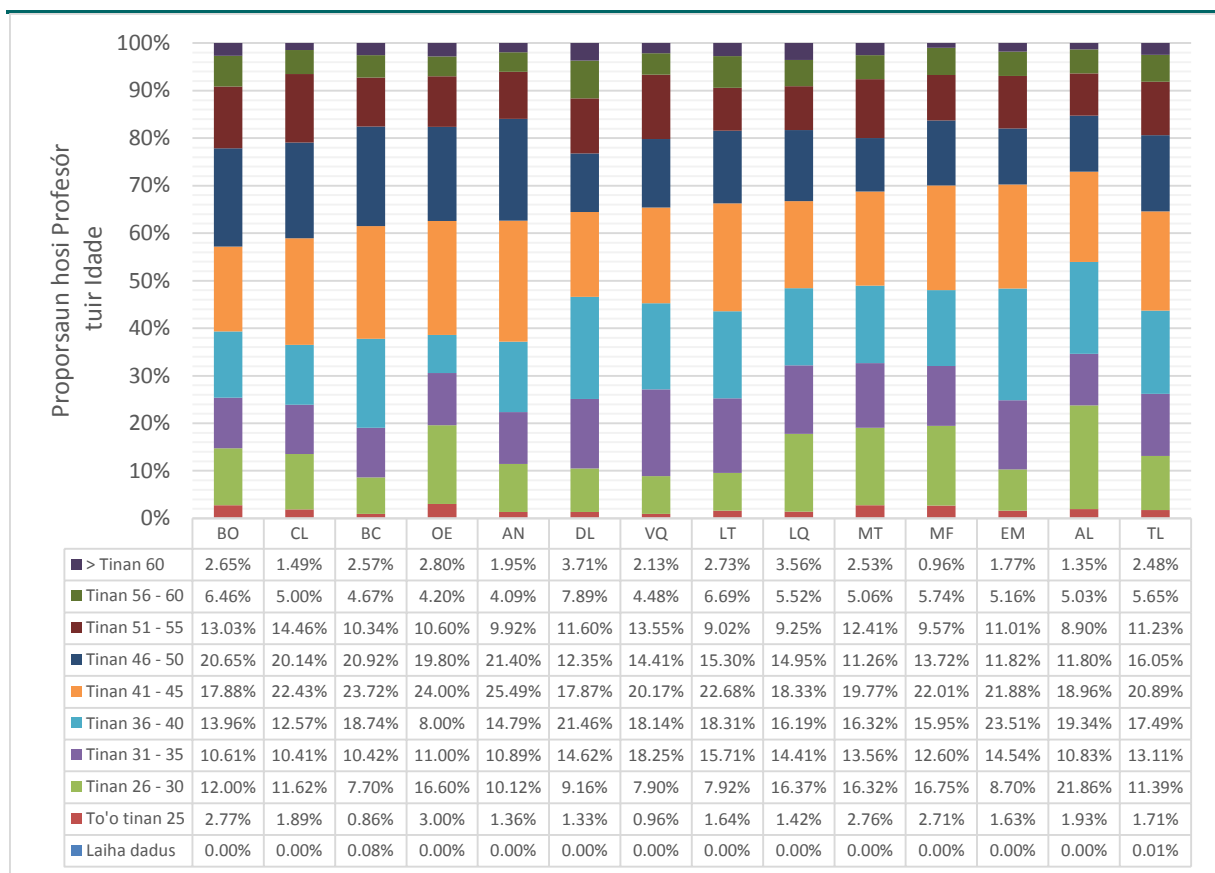
- Profesór na'in 174 (porsentu 1,71) iha grupu idade to'o tinan 25;
- Profesór na'in 1.159 (porsentu 11,39) iha grupu idade tinan 26 – 30;
- Profesór na'in 1.334 (porsentu 13,11) iha grupu idade tinan 31 – 35;
- Profesór na'in 1.780 (porsentu 17,49) iha grupu idade tinan 36 – 40;
- Profesór na'in 2.126 (porsentu 20,89) iha grupu idade tinan 41 – 45;
- Profesór na'in 1.633 (porsentu 16,05) iha grupu idade tinan 46 – 50;
- Profesór na'in 1.143 (porsentu 11,23) iha grupu idade tinan 51 – 55;
- Profesór na'in 575 (porsentu 5,65) iha grupu idade tinan 56 – 60;
- Profesór na'in 252 (porsentu 2,48) iha grupu idade liu tinan 60; no
- Profesór na'in 1 (porsentu 0,01) la fornese informasaun kona-ba nia idade.

Ba tinan ida-ne'e proporsaun aas liu hotu hosi profesór sira mak iha grupu idade tinan 41 – 45, tuirfali ho grupu idade tinan 36 – 40.

Distritu sira ho proporsaun aas liu hotu hosi profesór sira iha grupu ida-idak mak (Figura 3-14):

- Grupu ho idade to'o tinan 25: Oecusse iha porsentu 3,00 (profesór na'in 15) hosi nia profesór sira mai hosi grupu idade ida-ne'e. Ida aas liu hotu daruak mak iha Bobonaro ho porsentu 2,77 (profesór na'in 24).
- Grupu idade tinan 26 – 30: Aileu iha porsentu 21,86 (profesór na'in 113) hosi nia profesór sira mai hosi grupu idade ida-ne'e.
- Grupu idade tinan 31 – 35: Vikeke iha porsentu 18,25 (profesór na'in 171) hosi nia profesór sira mai hosi grupu idade ida-ne'e.
- Grupu idade tinan 36 – 40: Ermera iha porsentu 23,51 (profesór na'in 173) hosi nia profesór sira mai hosi grupu idade ida-ne'e.
- Grupu idade tinan 41 – 45: Ainaro iha porsentu 25,49 (profesór na'in 131) hosi nia profesór sira mai hosi grupu idade ida-ne'e.
- Grupu idade tinan 46 – 50: Ainaro iha porsentu 21,40 (profesór na'in 110) hosi nia profesór sira mai hosi grupu idade ida-ne'e.
- Grupu idade tinan 51 – 55: Covalima iha porsentu 14,46 (profesór na'in 107) hosi nia profesór sira mai hosi grupu idade ida-ne'e.
- Grupu idade tinan 56 – 60: Dili iha porsentu 7,89 (profesór na'in 136) hosi nia profesór sira mai hosi grupu idade ida-ne'e.
- Grupu idade tinan 60 ba leten: Dili iha porsentu 3,71 (profesór na'in 64) hosi nia profesór sira mai hosi grupu idade ida-ne'e.

Figura 3-14 Proporsan hosi Profesór tuir Grupu Idade iha 2012



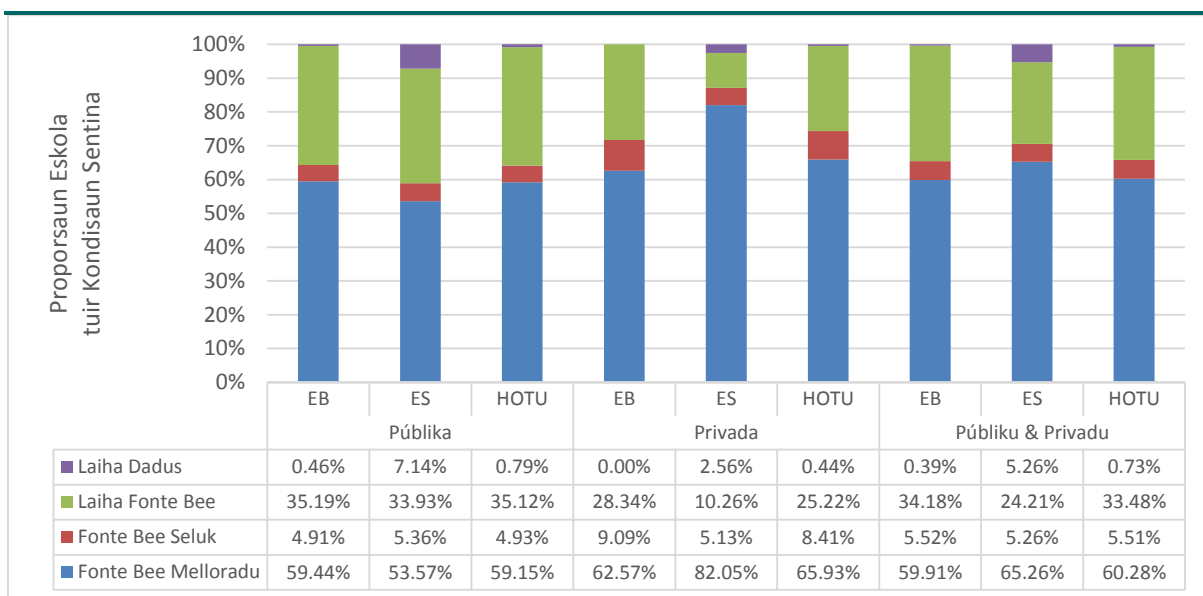
Bazeia ba Tabela 36 iha Aneksu.

AL (Aileu); AN (Ainaro); BC (Baucau); BO (Bobonaro); CL (Covalima); DL (Dili); EM (Ermera); LT (Lautem); LQ (Likisá); MT (Manatuto); MF (Manufahi); OE (Oecusse); VQ (Vikeke); TL (National Level).

8. Númeru no Persentajen Eskola sira ho Fonte Bee-hemu tuir Nivel Ensinu (Haree Tabela 37 and 38 iha Aneksu)

Hosi númeru totál eskola 1.362 ne'ebé fornese fonte bee-hemu, maizumenus datoluk ida hosi eskola hotu hotu iha rai-laran laiha bee-hemu disponivel (eskola 456 hosi totál eskola 1.362) iha 2012 (Figura 3-15 no 3-16). Maski proporsaun eskola sira ne'ebé laiha fonte bee-hemu iha 2012 mak aas liután duké proporsaun iha 2011, tenke haree ho kuidadu tanba proporsaun eskola ne'ebé la fornese dados mak porsentu 12,68 (eskola 176) iha 2011 maski iha de'it porsentu 0,73 (eskola 10) iha 2012, no diferença ida-ne'e bele sai razaun ba proporsaun aas liután hosi eskola sira ne'ebé laiha bee-hemu disponivel iha 2012 kompara ho 2011.

Figura 3-15 Proporsaun (%) hosi Eskola sira tuir Fonte Bee-hemu no Tipu Eskola



Bazeia ba Tabela 39 no 40 iha Aneksu.

EB (Ensinu Báziku = grau 1 to'o 9); ES (Ensinu Sekundáriu); Hotu (Ensinu Báziku no Sekundáriu hamutuk)

Fonte Bee Melloradu katak "Bee-Kuak Protejidu", "Bee-Matan Protejidu", "Bee Kanalizadu ba Uma-Eskola", "Bee Kanalizadu ba Área Eskola", "Bomba Lima", "Fonte Bee-hemu Pública" ka "Udan-Been".

Fonte Bee Seluk katak "Bee-Kuak La Protejidu", "Bee-Botir", "Veikulu Bee nian", "Bee hosi Mota" ka fonte bee seluk saida de'it.

Hosi eskola sira ho fonte bee, maioria eskola sira iha fonte bee tipu melloradu (totál eskola 821). Fonte bee melloradu sira mak nu'udar fonte bee funksionál hosi tipu hirak-ne'e: "Bee-Kuak Protejidu", "Bee-Matan Protejidu", "Bee Kanalizadu ba Uma-Eskola", "Bee Kanalizadu ba Área Eskola", "Bomba Liman", "Fonte Bé Pública" ka "Udan-Been". Eskola balu iha de'it fonte bee seluk (totál eskola 75) iha eskola. Fonte bee hira-ne'e inklui "Bee-Kuak La Protejidu", "Bee-Botir", "Veikulu Bee", "Bee Mota" ka fonte bee seluk tan saida de'it.

Porsentu 59,9 (eskola 759) hosi eskola ensinu báziku hotu hotu (grau 1 to'o 9, eskola pública no privada 1.267) iha fonte bee melloradu funksionál. Maibé iha porsentu 34,18 (eskola 433) hosi eskola ensinu báziku ne'ebé laiha fonte bee-hemu disponivel (inklui fonte bee-hemu la funksionál).

Iha proporsaun aas liután hosi eskola sira iha nivel ensinu báziku ne'ebé laiha fonte bee-hemu iha eskola pública sira (porsentu 35,1 ka eskola 380 hosi totál númeru eskola ensinu báziku 1.080) duké iha eskola privada sira (porsentu 28,3 ka eskola 53 hosi eskola

ensinu báziku privada 187). Maski nune'e, proporsaun hosi eskola sira ho fonte bee-hemu melloradu mak aas liután iha eskola privada sira (porsentu 62,6 ka eskola 117 hosi eskola ensinu báziku privada 187) duké iha eskola públika sira (porsentu 59,4 ka eskola 642 hosi eskola ensinu báziku públika 1.081 hotu).

Iha eskola sira iha nivel ensinu sekundáriu, iha eskola 23 schools (ka porsentu 24,2 hosi eskola sekundária 95 hotu) laiha fonte bee-hemu. Eskola 62 (ka porsentu 65,3 hosi eskola sekundária 95 hotu) iha fonte bee melloradu funsionál no eskola lima tan (ka porsentu 5.3 hosi eskola sekundária 95 hotu) uza fonte bee seluk saida de'it ba sira-nia bee-hemu. Iha eskola públika sekundária, 33,9 hosi eskola sira laiha fonte bee (eskola 19 hosi número totál eskola 56) enkuantu porsentu 10,3 (eskola 4 hosi número totál eskola 39) laiha fonte bee-hemu iha eskola privada sekundária.

Figura 3-16 Proporsaun hosi Eskola sira (Públika no Privada) iha Eskola Ensину Báziku no Sekundáriu tuir Fonte Bee-hemu iha 2012



Bazeia ba Tabela 37 no 38 iha Aneksu.

AL (Aileu); AN (Ainaro); BC (Baucau); BO (Bobonaro); CL (Covalima); DL (Dili); EM (Ermera); LT (Lautem); LQ (Likisá); MT (Manatuto); MF (Manufahi); OE (Oecusse); VQ (Vikeke); TL (National Level).

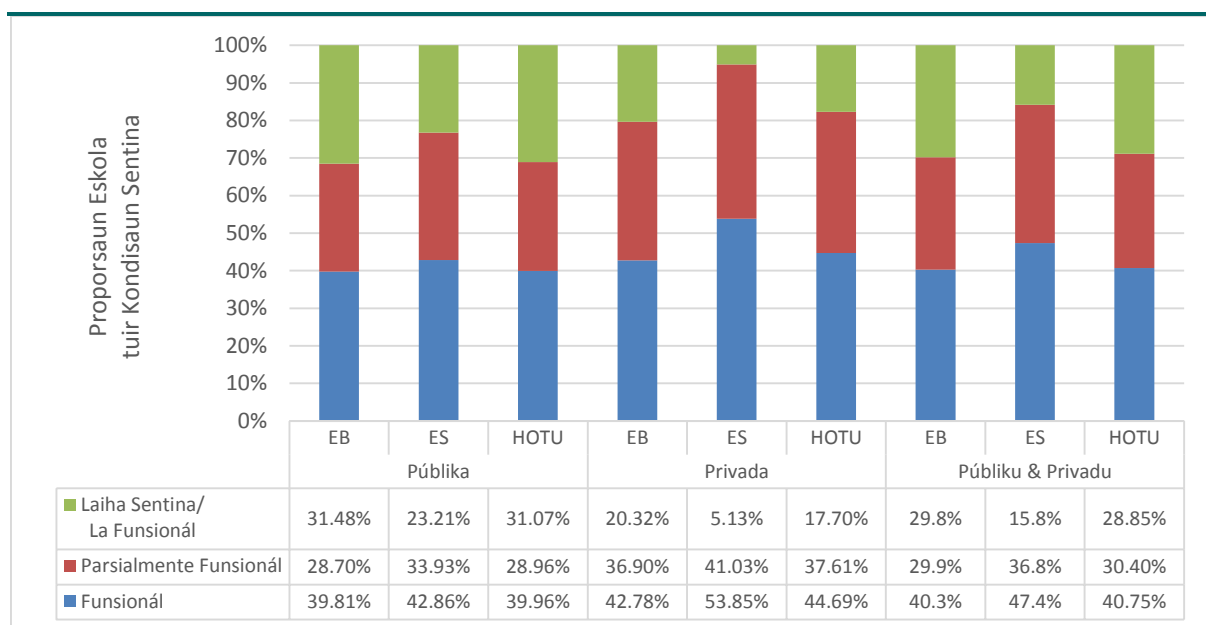
Fonte Bee Melloradu katak "Bee-Kuak Protejidu", Bee-Matan Protejidu", "Bee Kanalizadu ba Área Eskola", "Bomba Lima", "Fonte Bee-hemu Públika" ka "Udan-Been".

Fonte Bee Seluk katak "Bee-Kuak La Protejidu", Bee-Botir", "Veikulu Bee nian", "Bee hosi Mota" ka fonte bee seluk saida de'it.

9. Númeru no Persentajen hosi Eskola sira ho Asesu ba Fasilidade Sentina tuir Nivel Ensinu (Haree Tabela 39 no 40 iha Aneksu)

Iha nasaun laran tomak, hosi eskola 1.362 ne'ebé fornese dados kona-ba kondisaun fasilidade sentina iha eskola sira, eskola 555 ka maizumenus porsentu 40,8 iha liu metade ida hosi sentina hotu hotu iha eskola kategorizada nu'udar "funsonál" (Figura 3-17). Eskola 414 ka porsentu 30,4 hosi eskola sira relata katak liu metade ida hosi sentina sira-hotu iha eskola mak parsialmente funsonál. Eskola 393 ka porsentu 28,9 relata katak sira laiha sentina loloos ka katak sentina sira-ne'ebé iha mak la funsonál. Proporsaun uitoan aas liután hosi eskola privada sira duké eskola públika sira iha nivel ensinu hotu hotu iha liu metade ida hosi sira-nia sentina kategorizada hanesan "funsonál".

Figura 3-17 Proporsaun (%) hosi Eskola sira tuir Kondisaun Sentina no Tipu Eskola

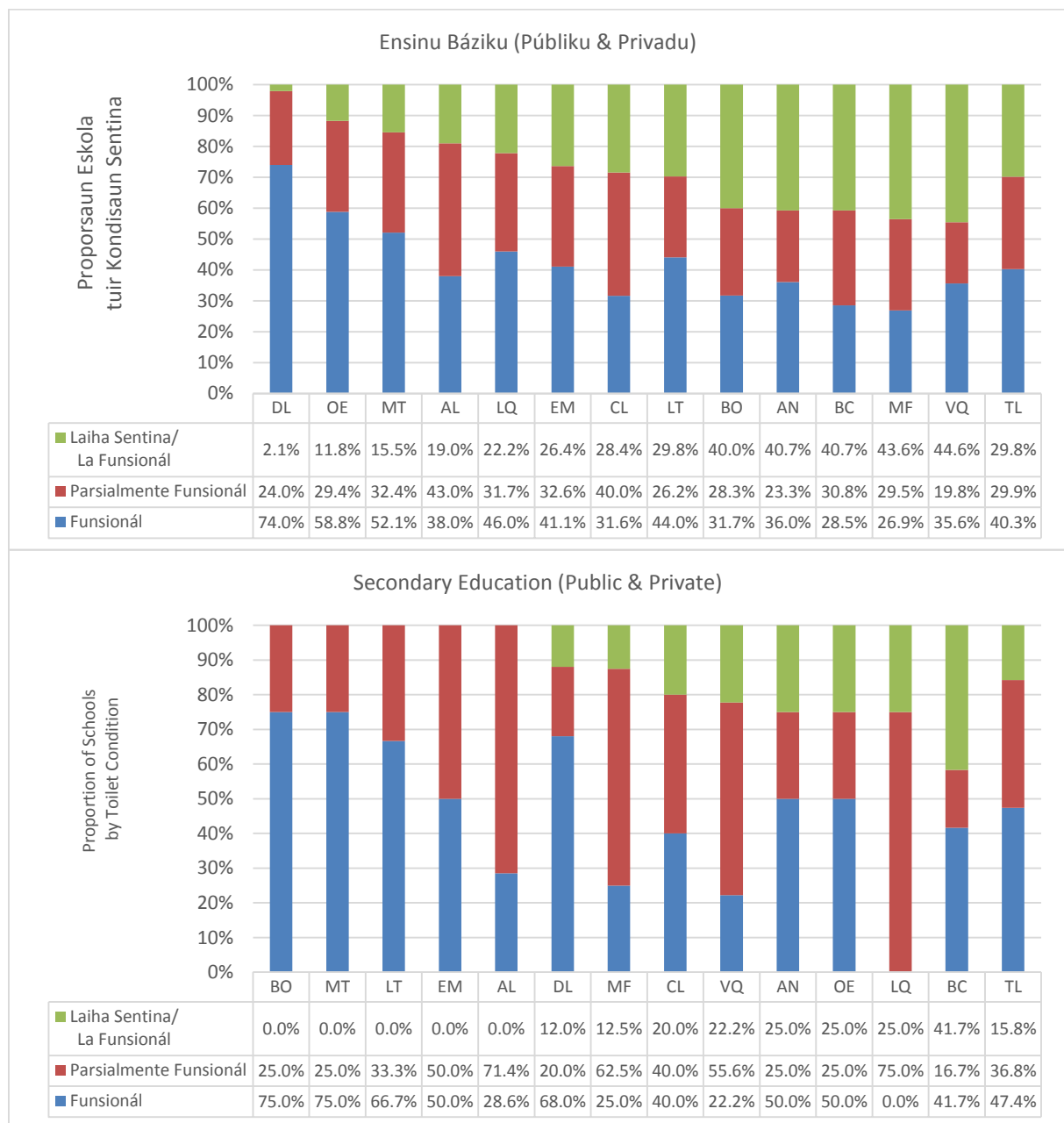


Bazeia ba Tabela 39 no 40 iha Aneksu.

EB (Ensinu Báziku = grau 1 to'o 9); ES (Ensinu Sekundáriu); Hotu (Ensinu Báziku no Sekundáriu hamutuk)
 Funsonál ne'e katak liu metade ida hosi sentina hotu hotu iha eskola hela funsonál. Parsialmente Funsonál ne'e katak sentina parsialmente funsonál mak liu metade ida hosi sentina hotu hotu iha eskola ne'e. "Laiha Sentina/La Funsonál" ne'e katak laiha sentina ka katak sentina la funsonál sira mak liu metade ida hosi sentina hotu hotu iha eskola ne'e. "Parsialmente Funsonál" iha-ne'e katak sentina bele uza, maibé tuur lametin ka la fixadu iha kuartu iha fatin ruma (odomatan ka kakuluk tohar, sistema fui-bee dalaruma la funsiona nst).

Distritu Dili iha proporsaun aas liu hotu hosi eskola ensin u báziku sira ho liu metade ida hosi sira-nia sentina funsonál ka parsialmente funsonál, enkuantu Vikeke iha proporsaun menus liu hotu (Figura 3-18). Eskola sekundária hotu hotu iha Bobonaro, Manatuto, Lautem, Ermera no Aileu iha liu metade ida hosi sira-nia sentina hotu hotu nu'udar funsonál ka parsialmente funsonál. Hanesan kontraste, porsentu 58,4 de'it hosi eskola sekundária sira (ka eskola 7 hosi totál 12) iha Baucau relata katak liu metade ida hosi sentina hotu hotu iha eskola mak nu'udar funsonál ka parsialmente funsonál.

Figura 3-18 Proporsan (%) hosi Eskola iha Nivel Ensinu Báziku no Sekundáriu tuir Kondisaun Sentina no Distritu 2012



Bazeia ba Tabela 39 no 40 iha Aneksu.

AL (Aileu); AN (Ainaro); BC (Baucau); BO (Bobonaro); CL (Covalima); DL (Dili); EM (Ermera); LT (Lautem); LQ (Likisá); MT (Manatuto); MF (Manufahi); OE (Oecusse); VQ (Vikeke); TL (National Level).

Funsional ne'e katak liu metade ida hosi sentina hotu hotu iha eskola hela funksional. Parsialmente Funsional ne'e katak sentina parsialmente funksional mak liu metade ida hosi sentina hotu hotu iha eskola ne'e. "Laiha Sentina/La Funsional" ne'e katak laiha sentina ka katak sentina la funksional sira mak liu metade ida hosi sentina hotu hotu iha eskola ne'e. "Parsialmente Funsional" iha-ne'e katak sentina bele uza, maibé tuur lametin ka la fixadu iha kuartu iha fatin ruma (odomatan ka kakuluk tohar, sistema fui-bee dalaruma la funksiona nst).

Aneksu

NUMERO DE ALUNOS																
ANO LETIVO	1º ANO			2º ANO			3º ANO			4º ANO			5º ANO			
	M	F	T	M	F	T	M	F	T	M	F	T	M	F	T	
2001/2002	23	46	69	31	38	69	33	24	57	16	24	40	18	17	35	
2002/2003	49	33	82	30	41	71	29	41	70	33	26	59	22	32	54	
2003/2004	35	45	80	28	27	55	23	40	63	27	21	48	18	17	35	
2004/2005	41	38	79	40	37	77	30	33	63	27	21	48	20	27	47	
2005/2006	25	30	55	41	38	79	40	37	77	30	33	63	27	21	48	
2006/2007	30	35	65	23	29	52	25	27	52	23	26	49	24	20	40	
2007/2008	49	74	123	38	36	74	29	37	66	22	16	38	24	26	50	
2008/2009	86	95	181	34	38	72	25	41	66	20	31	51	21	12	33	
2009/2010	51	44	95	59	48	107	30	27	57	18	32	50	25	30	55	
2011	66	62	128	13	17	30	50	52	102	33	22	55	15	36	51	
2012	43	44	87	40	56	96	12	18	30	53	50	103	28	29	57	
2013	54	56	110	46	37	83	33	45	78	25	15	40	59	50	104	
2014																

Diagrama de fluxo:

```

    (3) -- 2 --> (3)
    2 <-- 3
  
```

2 2

1 1

3 2

CENTRO

UNICEF Timor-Leste/2013/ Utsumi

Tabela/Table 1
Populasaun tuir Seksu no Idade (2012¹)/
Population by Sex and Age (2012¹)

Idade/Age (Tinan)/(Year)	Feto/ Female	Mane/ Male	Totál/ Total	Idade/Age (Tinan)/(Year)	Feto/ Female	Mane/ Male	Totál/ Total
All Ages	562,222 (562,231)	586,736 (586,749)	1,148,958 (1,148,980)				
<1	18,890	20,024	38,915	45	4,383	4,882	9,265
1	18,307	19,476	37,783	46	4,134	4,602	8,735
2	17,786	18,953	36,739	47	3,916	4,348	8,264
3	17,314	18,454	35,767	48	3,749	4,142	7,890
4	16,876	17,977	34,853	49	3,622	3,973	7,594
5	16,459	17,521	33,981	50	3,502	3,807	7,309
6	16,049	17,085	33,134	51	3,377	3,635	7,013
7	15,634	16,667	32,301	52	3,266	3,482	6,748
8	15,206	16,264	31,470	53	3,169	3,350	6,520
9	14,766	15,874	30,640	54	3,084	3,236	6,320
10	14,327	15,492	29,819	55	3,007	3,132	6,138
11	13,910	15,112	29,022	56	2,934	3,031	5,965
12	13,540	14,728	28,268	57	2,860	2,936	5,796
13	13,232	14,336	27,568	58	2,782	2,843	5,626
14	12,966	13,935	26,901	59	2,702	2,753	5,455
15	12,723	13,542	26,265	60	2,624	2,668	5,292
16	12,464	13,145	25,609	61	2,549	2,585	5,133
17	12,165	12,709	24,874	62	2,471	2,498	4,970
18	11,805	12,222	24,027	63	2,391	2,405	4,797
19	11,400	11,702	23,102	64	2,309	2,308	4,617
20	10,974	11,157	22,131	65	2,226	2,211	4,437
21	10,560	10,629	21,189	66	2,144	2,115	4,259
22	10,173	10,163	20,336	67	2,062	2,019	4,081
23	9,827	9,784	19,611	68	1,979	1,924	3,903
24	9,506	9,465	18,971	69	1,897	1,829	3,726
25	9,215	9,198	18,412	70	1,815	1,737	3,552
26	8,903	8,906	17,809	71	1,734	1,645	3,379
27	8,505	8,510	17,015	72	1,651	1,550	3,201
28	7,990	7,962	15,952	73	1,565	1,449	3,014
29	7,402	7,322	14,725	74	1,478	1,346	2,825
30	6,787	6,649	13,437	75	1,393	1,246	2,639
31	6,235	6,060	12,294	76	1,310	1,153	2,463
32	5,811	5,640	11,450	77	1,232	1,069	2,300
33	5,565	5,453	11,019	78	1,159	995	2,154
34	5,457	5,444	10,901	79	1,091	933	2,023
35	5,388	5,485	10,873	80+	4,592	4,055	8,647
36	5,308	5,505	10,813				
37	5,253	5,541	10,794				
38	5,213	5,572	10,785				
39	5,179	5,592	10,771				
40	5,174	5,640	10,814				
41	5,166	5,681	10,848				
42	5,087	5,631	10,718				
43	4,908	5,453	10,361				
44	4,657	5,183	9,840				

¹⁾ Fonte dados: Projesaun Populasaun “Senáriu Rekomendadu” ba tinan 2012 hosi DEN/Data source: “Recommended Scenario” Population projection for 2012 by NSD.

Projesaun populasaun ba tinan 2012 hosi DEN hatudu projesaun tuir nivel nasional no projesaun tuir nivel distritál. Maibé, suma ba projesaun populasaun iha kada distritu hatudu diferente uitoan hosi projesaun populasaun tuir nivel nasional. Maski tabela iha leten uza projesaun tuir nivel nasional, tabela sira seluk exeptu tabela 2 iha relatóriu ida-ne’e uza projesaun tuir nivel distritál no suma ba nivel distritál atu hatudu populasaun nivel nasional ba kualkér kalkulasaun ba indikadór sira. Porezemplu, populasaun totál iha tabela iha leten (projesaun populasaun tuir nivel nasional) mak na’in 1.148.958 embora iha de’it na’in 1.148.950 (Suma projesaun populasaun tuir nivel distritál).

The population projection for 2012 by NSD provides a projection at the national level and a projection at the district level. However, the sum of the population projections in each district is slightly different from the population projection for the national level. Although the above table used the projection for the national level, the other tables except table 2 in this report used the projection by district level and the sum of the district level to represent the national level population for any calculation of indicators. For example, the total population in the above table, based on the population projection for the national level, is only 1,148,958, while the sum of the population projection for each district is 1,148,980.

Tabela/Table 2
Populasaun tuir Grupu Idade no Distritu (2012²)/
Population by Age Group and District (2012²)

	Feto (Idade ho Tinan)/Female (Age in Years)					Mane (Idade ho Tinan)/Male (Age in Years)				
	<1-5	6-11	12-14	15-17	18+	<1-5	6-11	12-14	15-17	18+
Aileu	4,356	3,928	1,837	1,735	11,246	4,550	4,223	2,018	1,884	11,869
Ainaro	6,645	5,557	2,453	2,079	14,268	7,061	5,946	2,666	2,312	14,134
Baucau	10,244	9,359	4,377	4,063	29,995	10,939	10,159	4,814	4,478	28,506
Bobonaro	9,123	7,946	3,310	3,013	24,904	9,652	8,453	3,550	3,168	23,155
Covalima	5,122	5,207	2,433	2,224	15,971	5,445	5,551	2,643	2,410	15,298
Dili	22,359	16,481	6,952	7,937	71,473	24,129	18,043	7,478	8,055	83,327
Ermera	12,380	10,619	4,947	4,418	29,558	13,024	10,808	5,205	4,739	28,993
Lautem	5,826	5,678	2,569	2,189	15,532	6,122	6,249	2,729	2,007	16,578
Liquica	6,514	5,227	2,360	2,273	17,065	6,835	5,622	2,586	2,432	16,920
Manatuto	4,142	3,794	1,621	1,365	11,235	4,332	3,951	1,792	1,596	11,272
Manufahi	4,832	4,225	1,904	1,794	12,461	5,097	4,578	2,186	1,962	12,862
Oecusse	7,357	5,653	2,263	1,934	17,453	7,852	6,025	2,370	1,956	15,798
Viqueque	6,731	6,217	2,714	2,327	18,457	7,365	6,892	2,956	2,397	16,745
Nasionál/ National	105,632 (105,631)	89,893 (89,891)	39,738 (39,740)	37,352 (37,351)	289,607 (289,618)	112,405 (112,403)	96,494 (96,500)	42,999 (42,993)	39396	295,442 (295,457)

²) Fonte dados: Projesaun Populasaun "Senáriu Rekomendadu" ba tinan 2012 hosi DEN/Data source: "Recommended Scenario" Population projection for 2012 by NSD

Projesaun populasaun ba tinan 2012 hosi DEN hatudu projesaun tuir nivel nasional no projesaun tuir nivel distritál. Maibé, suma ba projesaun populasaun iha kada distritu hatudu diferente utoan hosi projesaun populasaun tuir nivel nasional. Maski tabela iha leten uza projesaun tuir nivel nasional, tabela sira seluk exeptu tabela 1 iha relatóriu ida-ne'e uza projesaun tuir nivel distritál no suma ba nivel distritál atu hatudu populasaun nivel nasional ba kualkér kalkulasiun ba indikadór sira. Porezemplu, populasaun totál iha tabela iha leten (projesaun populasaun tuir nivel nasional) mak na'in 1.148.958 embora iha de'it na'in 1.148.980 (Suma projesaun populasaun tuir nivel distritál).

The population projection for 2012 by NSD provides a projection at the national level and a projection at the district level. However, the sum of the population projections in each district is slightly different from the population projection for the national level shown in the parentheses. Although the above table used the projection for the national level, the other tables except table 1 in this report used the projection by district level and the sum of the district level to represent the national level population for any calculation of indicators. For example, the total population in the above table, based on the population projection for the national level, is only 1,148,958, while the sum of the population projection for each district is 1,148,980.

Tabela/Table 3

Númeru Labarik Feto no Labarik Mane sira hosi Eskola Primária, Pre-Sekundária no Sekundária matríkula ona tuir Siklu no Nivel Ensinu (2012)/

Number of Primary, Pre-Secondary and Secondary Girls and Boys Enrolled by Cycle and Education Level (2012)

	Primáriu/Primary						Pre-Sekundáriu/ Pre-Secondary			Sekundáriu/ Secondary		
	Siklu 1/Cycle 1			Siklu 2/Cycle 2			Siklu 3/Cycle 3					
	Totál / Total	Feto/ Girls	Mane/ Boys	Totál / Total	Feto/ Girls	Mane/ Boys	Totál / Total	Feto/ Girls	Mane/ Boys	Totál / Total	Feto/ Girls	Mane/ Boys
Aileu	8,079	3,764	4,315	2,651	1,275	1,376	2,821	1,438	1,383	2,146	1,113	1,033
Ainaro	11,783	5,567	6,216	3,811	1,863	1,948	3,567	1,723	1,844	1,800	943	857
Baucau	20,271	9,534	10,737	6,767	3,323	3,444	7,842	3,912	3,930	4,808	2,361	2,447
Bobonaro	17,072	8,305	8,767	4,579	2,266	2,313	4,841	2,447	2,394	2,831	1,435	1,396
Covalima	11,512	5,493	6,019	3,735	1,878	1,857	4,035	2,063	1,972	2,923	1,434	1,489
Dili	30,159	14,275	15,884	10,799	5,327	5,472	13,578	6,815	6,763	19,091	9,458	9,633
Ermera	22,890	10,937	11,953	6,527	3,158	3,369	5,677	2,664	3,013	2,629	1,233	1,396
Lautem	12,294	5,824	6,470	3,888	1,958	1,930	4,415	2,196	2,219	2,382	1,194	1,188
Liquica	10,841	5,094	5,747	3,198	1,511	1,687	3,014	1,473	1,541	2,221	1,086	1,135
Manatuto	8,368	3,929	4,439	2,492	1,252	1,240	2,537	1,239	1,298	1,061	527	534
Manufahi	8,080	3,816	4,264	2,909	1,481	1,428	3,406	1,710	1,696	2,575	1,364	1,211
Oecusse	11,498	5,632	5,866	2,688	1,378	1,310	2,724	1,363	1,361	1,610	763	847
Viqueque	13,492	6,234	7,258	4,655	2,340	2,315	4,637	2,315	2,322	2,251	1,141	1,110
Nasionál/ National	186,339	88,404	97,935	58,699	29,010	29,689	63,094	31,358	31,736	48,328	24,052	24,276

Dadus ne'ebé apresenta iha leten foti hosi EMIS ho data 9 Agostu 2013/EMIS data as of 9th August, 2013.

F/M: Labarik Feto/Labarik Mane, G/B: Girls/Boys

Tabela/ Table 4 (Pájina 1 hosi 8/ Page 1 of 8)

**Númeru Feto no Mane Primáriu, Pre-Sekundáriu no Sekundáriu Matrikuladu tuir Tipu Instituisaun (2012)/
Number of Primary, Pre-Secondary and Secondary Girls and Boys Enrolled by Type of Institution (2012)**

	Primáriu (Siklu 1)/Primary (Cycle 1)											
	Públiku/Public				Privadu/Private				Rua hotu/Both			
	Totál/ Total	Feto/ Girls	Mane/ Boys	% F/M G/B	Totál/ Total	Feto/ Girls	Mane/ Boys	% F/M G/B	Totál/ Total	Feto/ Girls	Mane/ Boys	% F/M G/B
Aileu	7,385	3,443	3,942	87	694	321	373	86	8,079	3,764	4,315	87
Ainaro	11,427	5,409	6,018	90	356	158	198	80	11,783	5,567	6,216	90
Baucau	11,012	5,181	5,831	89	9,259	4,353	4,906	89	20,271	9,534	10,737	89
Bobonaro	16,054	7,808	8,246	95	1,018	497	521	95	17,072	8,305	8,767	95
Covalima	9,943	4,730	5,213	91	1,569	763	806	95	11,512	5,493	6,019	91
Dili	24,071	11,432	12,639	90	6,088	2,843	3,245	88	30,159	14,275	15,884	90
Ermera	22,533	10,771	11,762	92	357	166	191	87	22,890	10,937	11,953	92
Lautem	11,691	5,555	6,136	91	603	269	334	81	12,294	5,824	6,470	90
Liquica	9,995	4,723	5,272	90	846	371	475	78	10,841	5,094	5,747	89
Manatuto	7,861	3,688	4,173	88	507	241	266	91	8,368	3,929	4,439	89
Manufahi	7,255	3,422	3,833	89	825	394	431	91	8,080	3,816	4,264	89
Oecusse	10,464	5,147	5,317	97	1,034	485	549	88	11,498	5,632	5,866	96
Viqueque	12,184	5,617	6,567	86	1,308	617	691	89	13,492	6,234	7,258	86
Nasionál/ National	161,875	76,926	84,949	91	24,464	11,478	12,986	88	186,339	88,404	97,935	90

Dadus ne'ebé apresenta iha leten foti hosi EMIS ho data 9 Agostu 2013/EMIS data as of 9th August, 2013.

F/M: Labarik Feto/Labarik Mane, G/B: Girls/Boys

Tabela/ Table 4 (Pájina 2 hosi 8/ Page 2 of 8)

**Númeru Feto no Mane Primáriu, Pre-Sekundáriu no Sekundáriu Matrikuladu tuir Tipu Instituisaun (2012)/
Number of Primary, Pre-Secondary and Secondary Girls and Boys Enrolled by Type of Institution (2012)**

	Primáriu (Siklu 2)/Primary (Cycle 2)											
	Públiku/Public				Privadu/Private				Rua hotu/Both			
	Totál/ Total	Feto/ Girls	Mane/ Boys	% F/M G/B	Totál/ Total	Feto/ Girls	Mane/ Boys	% F/M G/B	Totál/ Total	Feto/ Girls	Mane/ Boys	% F/M G/B
Aileu	2,362	1,148	1,214	95	289	127	162	78	2,651	1,275	1,376	93
Ainaro	3,641	1,774	1,867	95	170	89	81	110	3,811	1,863	1,948	96
Baucau	3,794	1,886	1,908	99	2,973	1,437	1,536	94	6,767	3,323	3,444	96
Bobonaro	4,217	2,084	2,133	98	362	182	180	101	4,579	2,266	2,313	98
Covalima	3,104	1,566	1,538	102	631	312	319	98	3,735	1,878	1,857	101
Dili	8,421	4,155	4,266	97	2,378	1,172	1,206	97	10,799	5,327	5,472	97
Ermera	6,409	3,101	3,308	94	118	57	61	93	6,527	3,158	3,369	94
Lautem	3,661	1,845	1,816	102	227	113	114	99	3,888	1,958	1,930	101
Liquica	2,931	1,388	1,543	90	267	123	144	85	3,198	1,511	1,687	90
Manatuto	2,312	1,165	1,147	102	180	87	93	94	2,492	1,252	1,240	101
Manufahi	2,589	1,310	1,279	102	320	171	149	115	2,909	1,481	1,428	104
Oecusse	2,400	1,225	1,175	104	288	153	135	113	2,688	1,378	1,310	105
Viqueque	4,166	2,090	2,076	101	489	250	239	105	4,655	2,340	2,315	101
Nasional/ National	50,007	24,737	25,270	98	8,692	4,273	4,419	97	58,699	29,010	29,689	98

Dadus ne'ebé apresenta iha leten foti hosi EMIS ho data 9 Agostu 2013/EMIS data as of 9th August, 2013.

F/M: Labarik Feto/Labarik Mane, G/B: Girls/Boys

Tabela/ Table 4 (Pájina 3 hosi 8/ Page 3 of 8)

**Númeru Feto no Mane Primáriu, Pre-Sekundáriu no Sekundáriu Matrikuladu tuir Tipu Instituisaun (2012)/
Number of Primary, Pre-Secondary and Secondary Girls and Boys Enrolled by Type of Institution (2012)**

	Primáriu (Totál: Siklu 1 no 2)/Primary (Total: Cycle 1 and 2)											
	Públiku/Public				Privadu/Private				Rua hotu/Both			
	Totál/ Total	Feto/ Girls	Mane/ Boys	% F/M G/B	Totál/ Total	Feto/ Girls	Mane/ Boys	% F/M G/B	Totál/ Total	Feto/ Girls	Mane/ Boys	% F/M G/B
Aileu	9,747	4,591	5,156	89	983	448	535	84	10,730	5,039	5,691	89
Ainaro	15,068	7,183	7,885	91	526	247	279	89	15,594	7,430	8,164	91
Baucau	14,806	7,067	7,739	91	12,232	5,790	6,442	90	27,038	12,857	14,181	91
Bobonaro	20,271	9,892	10,379	95	1,380	679	701	97	21,651	10,571	11,080	95
Covalima	13,047	6,296	6,751	93	2,200	1,075	1,125	96	15,247	7,371	7,876	94
Dili	32,492	15,587	16,905	92	8,466	4,015	4,451	90	40,958	19,602	21,356	92
Ermera	28,942	13,872	15,070	92	475	223	252	88	29,417	14,095	15,322	92
Lautem	15,352	7,400	7,952	93	830	382	448	85	16,182	7,782	8,400	93
Liquica	12,926	6,111	6,815	90	1,113	494	619	80	14,039	6,605	7,434	89
Manatuto	10,173	4,853	5,320	91	687	328	359	91	10,860	5,181	5,679	91
Manufahi	9,844	4,732	5,112	93	1,145	565	580	97	10,989	5,297	5,692	93
Oecusse	12,864	6,372	6,492	98	1,322	638	684	93	14,186	7,010	7,176	98
Viqueque	16,350	7,707	8,643	89	1,797	867	930	93	18,147	8,574	9,573	90
Nasionál/ National	211,882	101,663	110,219	92	33,156	15,751	17,405	90	245,038	117,414	127,624	92

Dadus ne'ebé apresenta iha leten foti hosi EMIS ho data 9 Agostu 2013/EMIS data as of 9th August, 2013.

F/M: Labarik Feto/Labarik Mane, G/B: Girls/Boys

Tabela/ Table 4 (Pájina 4 hosi 8/ Page 4 of 8)

**Númeru Feto no Mane Primáriu, Pre-Sekundáriu no Sekundáriu Matrikuladu tuir Tipu Instituisaun (2012)/
Number of Primary, Pre-Secondary and Secondary Girls and Boys Enrolled by Type of Institution (2012)**

	Pre-Sekundáriu/Pre-Secondary											
	Públiku/Public				Privadu/Private				Rua hotu/Both			
	Totál/ Total	Feto/ Girls	Mane/ Boys	% F/M G/B	Totál/ Total	Feto/ Girls	Mane/ Boys	% F/M G/B	Totál/ Total	Feto/ Girls	Mane/ Boys	% F/M G/B
Aileu	2,598	1,323	1,275	104	223	115	108	106	2,821	1,438	1,383	104
Ainaro	2,606	1,225	1,381	89	961	498	463	108	3,567	1,723	1,844	93
Baucau	5,384	2,694	2,690	100	2,458	1,218	1,240	98	7,842	3,912	3,930	100
Bobonaro	4,535	2,298	2,237	103	306	149	157	95	4,841	2,447	2,394	102
Covalima	3,812	1,940	1,872	104	223	123	100	123	4,035	2,063	1,972	105
Dili	7,926	3,844	4,082	94	5,652	2,971	2,681	111	13,578	6,815	6,763	101
Ermera	5,407	2,521	2,886	87	270	143	127	113	5,677	2,664	3,013	88
Lautem	3,828	1,898	1,930	98	587	298	289	103	4,415	2,196	2,219	99
Liquica	2,516	1,190	1,326	90	498	283	215	132	3,014	1,473	1,541	96
Manatuto	2,079	1,003	1,076	93	458	236	222	106	2,537	1,239	1,298	95
Manufahi	2,979	1,497	1,482	101	427	213	214	100	3,406	1,710	1,696	101
Oecusse	2,135	1,068	1,067	100	589	295	294	100	2,724	1,363	1,361	100
Viqueque	3,985	2,010	1,975	102	652	305	347	88	4,637	2,315	2,322	100
Nasionál/ National	49,790	24,511	25,279	97	13,304	6,847	6,457	106	63,094	31,358	31,736	99

Dadus ne'ebé apresenta iha leten foti hosi EMIS ho data 9 Agostu 2013/EMIS data as of 9th August, 2013.

F/M: Labarik Feto/Labarik Mane, G/B: Girls/Boys

Tabela/ Table 4 (Pájina 5 hosi 8/ Page 5 of 8)

**Númeru Feto no Mane Primáriu, Pre-Sekundáriu no Sekundáriu Matrikuladu tuir Tipu Instituisaun (2012)/
Number of Primary, Pre-Secondary and Secondary Girls and Boys Enrolled by Type of Institution (2012)**

	Ensinu Báziku/Basic Education (Primáriu no Pre-Sekundáriu/Primary and Pre-Secondary)											
	Públiku/Public				Privadu/Private				Rua hotu/Both			
	Totál/ Total	Feto/ Girls	Mane/ Boys	% F/M G/B	Totál/ Total	Feto/ Girls	Mane/ Boys	% F/M G/B	Totál/ Total	Feto/ Girls	Mane/ Boys	% F/M G/B
Aileu	12,345	5,914	6,431	92	1,206	563	643	88	13,551	6,477	7,074	92
Ainaro	17,674	8,408	9,266	91	1,487	745	742	100	19,161	9,153	10,008	91
Baucau	20,190	9,761	10,429	94	14,690	7,008	7,682	91	34,880	16,769	18,111	93
Bobonaro	24,806	12,190	12,616	97	1,686	828	858	97	26,492	13,018	13,474	97
Covalima	16,859	8,236	8,623	96	2,423	1,198	1,225	98	19,282	9,434	9,848	96
Dili	40,418	19,431	20,987	93	14,118	6,986	7,132	98	54,536	26,417	28,119	94
Ermera	34,349	16,393	17,956	91	745	366	379	97	35,094	16,759	18,335	91
Lautem	19,180	9,298	9,882	94	1,417	680	737	92	20,597	9,978	10,619	94
Liquica	15,442	7,301	8,141	90	1,611	777	834	93	17,053	8,078	8,975	90
Manatuto	12,252	5,856	6,396	92	1,145	564	581	97	13,397	6,420	6,977	92
Manufahi	12,823	6,229	6,594	94	1,572	778	794	98	14,395	7,007	7,388	95
Oecusse	14,999	7,440	7,559	98	1,911	933	978	95	16,910	8,373	8,537	98
Viqueque	20,335	9,717	10,618	92	2,449	1,172	1,277	92	22,784	10,889	11,895	92
Nasional/ National	261,672	126,174	135,498	93	46,460	22,598	23,862	95	308,132	148,772	159,360	93

Dadus ne'ebé apresenta iha leten foti hosi EMIS ho data 9 Agostu 2013/EMIS data as of 9th August, 2013.

F/M: Labarik Feto/Labarik Mane, G/B: Girls/Boys

Tabela/ Table 4 (Pájina 6 hosi 8/ Page 6 of 8)

**Númeru Feto no Mane Primáriu, Pre-Sekundáriu no Sekundáriu Matrikuladu tuir Tipu Instituisaun (2012)/
Number of Primary, Pre-Secondary and Secondary Girls and Boys Enrolled by Type of Institution (2012)**

	Sekundáriu (Jerál)/ Secondary (General)											
	Públiku/Public				Privadu/Private				Rua hotu/Both			
	Totál/ Total	Feto/ Girls	Mane/ Boys	% F/M G/B	Totál/ Total	Feto/ Girls	Mane/ Boys	% F/M G/B	Totál/ Total	Feto/ Girls	Mane/ Boys	% F/M G/B
Aileu	1,189	598	591	101	752	392	360	109	1,941	990	951	104
Ainaro	1,180	614	566	108	620	329	291	113	1,800	943	857	110
Baucau	3,487	1,738	1,749	99	760	376	384	98	4,247	2,114	2,133	99
Bobonaro	2,411	1,208	1,203	100	420	227	193	118	2,831	1,435	1,396	103
Covalima	2,155	1,052	1,103	95	339	227	112	203	2,494	1,279	1,215	105
Dili	9,557	4,711	4,846	97	6,826	3,548	3,278	108	16,383	8,259	8,124	102
Ermera	1,587	744	843	88	711	329	382	86	2,298	1,073	1,225	88
Lautem	2,130	1,177	953	124	0	0	0	-	2,130	1,177	953	124
Liquica	1,502	691	811	85	390	231	159	145	1,892	922	970	95
Manatuto	500	226	274	82	561	301	260	116	1,061	527	534	99
Manufahi	1,197	666	531	125	708	367	341	108	1,905	1,033	872	118
Oecusse	828	376	452	83	387	174	213	82	1,215	550	665	83
Viqueque	1,610	818	792	103	541	289	252	115	2,151	1,107	1,044	106
Nasionál/ National	29,333	14,619	14,714	99	13,015	6,790	6,225	109	42,348	21,409	20,939	102

Dadus ne'ebé apresenta iha leten foti hosi EMIS ho data 9 Agostu 2013/EMIS data as of 9th August, 2013.

F/M: Labarik Feto/Labarik Mane, G/B: Girls/Boys

Tabela/ Table 4 (Pájina 7 hosi 8/ Page 7 of 8)

**Númeru Feto no Mane Primáriu, Pre-Sekundáriu no Sekundáriu Matrikuladu tuir Tipu Instituisaun (2012)/
Number of Primary, Pre-Secondary and Secondary Girls and Boys Enrolled by Type of Institution (2012)**

	Sekundáriu (Tékniku)/Secondary (Technical)											
	Públiku/Public				Privadu/Private				Rua hotu/Both			
	Totál/ Total	Feto/ Girls	Mane/ Boys	% F/M G/B	Totál/ Total	Feto/ Girls	Mane/ Boys	% F/M G/B	Totál/ Total	Feto/ Girls	Mane/ Boys	% F/M G/B
Aileu	205	123	82	150	0	0	0	-	205	123	82	150
Ainaro	0	0	0	-	0	0	0	-	0	0	0	-
Baucau	177	95	82	116	384	152	232	66	561	247	314	79
Bobonaro	0	0	0	-	0	0	0	-	0	0	0	-
Covalima	429	155	274	57	0	0	0	-	429	155	274	57
Dili	1,794	676	1,118	60	914	523	391	134	2,708	1,199	1,509	79
Ermera	0	0	0	-	331	160	171	94	331	160	171	94
Lautem	252	17	235	7	0	0	0	-	252	17	235	7
Liquica	329	164	165	99	0	0	0	-	329	164	165	99
Manatuto	0	0	0	-	0	0	0	-	0	0	0	-
Manufahi	670	331	339	98	0	0	0	-	670	331	339	98
Oecusse	395	213	182	117	0	0	0	-	395	213	182	117
Viqueque	100	34	66	52	0	0	0	-	100	34	66	52
Nasionál/ National	4,351	1,808	2,543	71	1,629	835	794	105	5,980	2,643	3,337	79

Dadus ne'ebé apresenta iha leten foti hosi EMIS ho data 9 Agostu 2013/EMIS data as of 9th August, 2013.

F/M: Labarik Feto/Labarik Mane, G/B: Girls/Boys

Tabela/ Table 4 (Pájina 8 hosi 8/ Page 8 of 8)

**Númeru Feto no Mane Primáriu, Pre-Sekundáriu no Sekundáriu Matrikuladu tuir Tipu Instituisaun (2012)/
Number of Primary, Pre-Secondary and Secondary Girls and Boys Enrolled by Type of Institution (2012)**

	Sekundáriu (Totál)/ Secondary (Total)											
	Públiku/ Public				Privadu/ Private				Rua hotu/ Both			
	Totál/ Total	Feto/ Girls	Mane/ Boys	% F/M G/B	Totál/ Total	Feto/ Girls	Mane/ Boys	% F/M G/B	Totál/ Total	Feto/ Girls	Mane/ Boys	% F/M G/B
Aileu	1,394	721	673	107	752	392	360	109	2,146	1,113	1,033	108
Ainaro	1,180	614	566	108	620	329	291	113	1,800	943	857	110
Baucau	3,664	1,833	1,831	100	1,144	528	616	86	4,808	2,361	2,447	96
Bobonaro	2,411	1,208	1,203	100	420	227	193	118	2,831	1,435	1,396	103
Covalima	2,584	1,207	1,377	88	339	227	112	203	2,923	1,434	1,489	96
Dili	11,351	5,387	5,964	90	7,740	4,071	3,669	111	19,091	9,458	9,633	98
Ermera	1,587	744	843	88	1,042	489	553	88	2,629	1,233	1,396	88
Lautem	2,382	1,194	1,188	101	0	0	0	-	2,382	1,194	1,188	101
Liquica	1,831	855	976	88	390	231	159	145	2,221	1,086	1,135	96
Manatuto	500	226	274	82	561	301	260	116	1,061	527	534	99
Manufahi	1,867	997	870	115	708	367	341	108	2,575	1,364	1,211	113
Oecusse	1,223	589	634	93	387	174	213	82	1,610	763	847	90
Viqueque	1,710	852	858	99	541	289	252	115	2,251	1,141	1,110	103
Nasional/ National	33,684	16,427	17,257	95	14,644	7,625	7,019	109	48,328	24,052	24,276	99

Dadus ne'ebé apresenta iha leten foti hosi EMIS ho data 9 Agostu 2013/EMIS data as of 9th August, 2013.

F/M: Labarik Feto/Labarik Mane, G/B: Girls/Boys

Tabela/ Table 5 (Pájina 1 hosi 5/ Page 1 of 5)

**Númeru Feto no Mane Primáriu, Pre-Sekundáriu no Sekundáriu Matrikuladu tuir Grau (2012)/
Number of Primary, Pre-Secondary and Secondary Girls and Boys Enrolled by Grade (2012)**

	Primáriu/Primary											
	Ensinu Báziku (Siklu 1)/ Basic Education (Cycle 1)											
	Grau 1/Grade 1			Grau 2/Grade 2			Grau 3/Grade 3			Grau 4/Grade 4		
	Totál / Total	Feto/ Girls	Mane/ Boys	Totál / Total	Feto/ Girls	Mane/ Boys	Totál / Total	Feto/ Girls	Mane/ Boys	Totál / Total	Feto/ Girls	Mane/ Boys
Aileu	2,371	1,106	1,265	1,958	891	1,067	2,082	992	1,090	1,668	775	893
Ainaro	3,608	1,682	1,926	2,937	1,388	1,549	2,759	1,300	1,459	2,479	1,197	1,282
Baucau	6,187	2,858	3,329	5,072	2,396	2,676	4,800	2,304	2,496	4,212	1,976	2,236
Bobonaro	5,624	2,700	2,924	4,292	2,018	2,274	3,986	1,966	2,020	3,170	1,621	1,549
Covalima	3,679	1,715	1,964	2,716	1,269	1,447	2,630	1,304	1,326	2,487	1,205	1,282
Dili	7,687	3,616	4,017	7,731	3,618	4,113	8,024	3,945	4,079	6,717	3,096	3,621
Ermera	6,505	3,129	3,376	6,019	2,860	3,159	5,682	2,742	2,940	4,684	2,206	2,478
Lautem	4,119	1,937	2,182	2,982	1,366	1,616	2,841	1,356	1,485	2,352	1,165	1,187
Liquica	3,318	1,566	1,752	2,735	1,268	1,467	2,639	1,240	1,399	2,149	1,020	1,129
Manatuto	2,495	1,166	1,329	2,141	1,020	1,121	2,083	990	1,093	1,649	753	896
Manufahi	2,233	1,039	1,194	2,033	985	1,048	2,060	957	1,103	1,754	835	919
Oecusse	3,550	1,681	1,869	3,150	1,549	1,601	2,737	1,324	1,413	2,061	1,078	983
Viqueque	4,009	1,865	2,144	3,222	1,493	1,729	3,375	1,531	1,844	2,886	1,345	1,541
Nasional/ National	55,385	26,060	29,325	46,988	22,121	24,867	45,698	21,951	23,747	38,268	18,272	19,996

Dadus ne'ebé apresenta iha leten foti hosi EMIS ho data 9 Agostu 2013/EMIS data as of 9th August, 2013.

Tabela/ Table 5 (Páġina 2 hosi 5/ Page 2 of 5)

**Númeru Feto no Mane Primáriu, Pre-Sekundáriu no Sekundáriu Matrikuladu tuir Grau (2012)/
Number of Primary, Pre-Secondary and Secondary Girls and Boys Enrolled by Grade (2012)**

	Primáriu/Primary						Pre-Sekundáriu/Pre-Secondary								
	Ensinu Báziku (Siklu 2)/ Basic Education (Cycle 2)						Ensinu Báziku (Siklu 3)/ Basic Education (Cycle 3)								
	Grau 5/Grade 5			Grau 6/Grade 6			Grau 7/Grade 7			Grau 8/Grade 8			Grau 9/Grade 9		
	Totál / Total	Feto/ Girls	Mane/ Boys	Totál / Total	Feto/ Girls	Mane/ Boys	Totál / Total	Feto/ Girls	Mane/ Boys	Totál / Total	Feto/ Girls	Mane/ Boys	Totál / Total	Feto/ Girls	Mane/ Boys
Aileu	1,431	672	759	1,220	603	617	1,044	504	540	922	480	442	855	454	401
Ainaro	1,992	962	1,030	1,819	901	918	1,343	632	711	1,116	545	571	1,108	546	562
Baucau	3,699	1,811	1,888	3,068	1,512	1,556	2,823	1,375	1,448	2,625	1,320	1,305	2,394	1,217	1,177
Bobonaro	2,506	1,278	1,228	2,073	988	1,085	1,741	881	860	1,609	787	822	1,491	779	712
Covalima	1,923	961	962	1,812	917	895	1,267	635	632	1,367	702	665	1,401	726	675
Dili	5,903	2,870	3,033	4,896	2,457	2,439	4,356	2,156	2,200	4,567	2,342	2,225	4,655	2,317	2,338
Ermera	3,706	1,763	1,943	2,821	1,395	1,426	2,094	977	1,117	1,873	891	982	1,710	796	914
Lautem	2,193	1,099	1,094	1,695	859	836	1,793	893	900	1,223	611	612	1,399	692	707
Liquica	1,779	833	946	1,419	678	741	1,020	486	534	1,021	513	508	973	474	499
Manatuto	1,397	702	695	1,095	550	545	871	405	466	839	421	418	827	413	414
Manufahi	1,601	796	805	1,308	685	623	1,300	655	645	1,151	586	565	955	469	486
Oecusse	1,509	771	738	1,179	607	572	972	475	497	892	452	440	860	436	424
Viqueque	2,476	1,248	1,228	2,179	1,092	1,087	1,656	825	831	1,511	760	751	1,470	730	740
Nasionál/ National	32,115	15,766	16,349	26,584	13,244	13,340	22,280	10,899	11,381	20,716	10,410	10,306	20,098	10,049	10,049

Dadus ne'ebé apresenta iha leten foti hosi EMIS ho data 9 Agostu 2013/EMIS data as of 9th August, 2013.

Tabela/ Table 5 (Pájina 3 hosi 5/ Page 3 of 5)

**Númeru Feto no Mane Primáriu, Pre-Sekundáriu no Sekundáriu Matrikuladu tuir Grau (2012)/
Number of Primary, Pre-Secondary and Secondary Girls and Boys Enrolled by Grade (2012)**

	Sekundáriu (Jerál) (Totál)/Secondary (General) (Total)											
	Grau 10/Grade 10			Grau 11/Grade 11			Grau 12/Grade 12			Totál/Total		
	Totál / Total	Feto/ Girls	Mane/ Boys	Totál / Total	Feto/ Girls	Mane/ Boys	Totál / Total	Feto/ Girls	Mane/ Boys	Totál / Total	Feto/ Girls	Mane/ Boys
Aileu	781	391	390	581	305	276	579	294	285	1,941	990	951
Ainaro	676	356	320	621	334	287	503	253	250	1,800	943	857
Baucau	1,611	779	832	1,400	704	696	1,236	631	605	4,247	2,114	2,133
Bobonaro	1,115	562	553	899	468	431	817	405	412	2,831	1,435	1,396
Covalima	909	453	456	899	469	430	686	357	329	2,494	1,279	1,215
Dili	5,697	2,972	2,725	5,614	2,769	2,845	5,072	2,518	2,554	16,383	8,259	8,124
Ermera	871	426	445	755	342	413	672	305	367	2,298	1,073	1,225
Lautem	833	483	350	659	350	309	638	344	294	2,130	1,177	953
Liquica	796	372	424	509	250	259	587	300	287	1,892	922	970
Manatuto	414	198	216	332	171	161	315	158	157	1,061	527	534
Manufahi	783	406	377	569	325	244	553	302	251	1,905	1,033	872
Oecusse	462	217	245	450	207	243	303	126	177	1,215	550	665
Viqueque	837	456	381	768	385	383	546	266	280	2,151	1,107	1,044
Nasionál/ National	15,785	8,071	7,714	14,056	7,079	6,977	12,507	6,259	6,248	42,348	21,409	20,939

Dadus ne'ebé apresenta iha leten foti hosi EMIS ho data 9 Agostu 2013/EMIS data as of 9th August, 2013.

Tabela/ Table 5 (Pájina 4 hosi 5/ Page 4 of 5)

**Númeru Feto no Mane Primáriu, Pre-Sekundáriu no Sekundáriu Matrikuladu tuir Grau (2012)/
Number of Primary, Pre-Secondary and Secondary Girls and Boys Enrolled by Grade (2012)**

	Sekundáriu (Tékniku) (Totál)/Secondary (Technical) (Total)											
	Grau 10/Grade 10			Grau 11/Grade 11			Grau 12/Grade 12			Totál/Total		
	Totál / Total	Feto/ Girls	Mane/ Boys	Totál / Total	Feto/ Girls	Mane/ Boys	Totál / Total	Feto/ Girls	Mane/ Boys	Totál / Total	Feto/ Girls	Mane/ Boys
Aileu	56	31	25	67	40	27	82	52	30	205	123	82
Ainaro	0	0	0	0	0	0	0	0	0	0	0	0
Baucau	194	88	106	198	95	103	169	64	105	561	247	314
Bobonaro	0	0	0	0	0	0	0	0	0	0	0	0
Covalima	185	65	120	91	31	60	153	59	94	429	155	274
Dili	660	222	438	917	431	486	1,131	546	585	2,708	1,199	1,509
Ermera	119	53	66	86	42	44	126	65	61	331	160	171
Lautem	114	6	108	78	8	70	60	3	57	252	17	235
Liquica	81	39	42	156	83	73	92	42	50	329	164	165
Manatuto	0	0	0	0	0	0	0	0	0	0	0	0
Manufahi	263	126	137	232	125	107	175	80	95	670	331	339
Oecusse	119	67	52	117	59	58	159	87	72	395	213	182
Viqueque	17	8	9	48	17	31	35	9	26	100	34	66
Nasional/ National	1,808	705	1,103	1,990	931	1,059	2,182	1,007	1,175	5,980	2,643	3,337

Dadus ne'ebé apresenta iha leten foti hosi EMIS ho data 9 Agostu 2013/EMIS data as of 9th August, 2013.

Tabela/ Table 5 (Pájina 5 hosi 5/ Page 5 of 5)

**Númeru Feto no Mane Primáriu, Pre-Sekundáriu no Sekundáriu Matrikuladu tuir Grau (2012)/
Number of Primary, Pre-Secondary and Secondary Girls and Boys Enrolled by Grade (2012)**

	Sekundáriu (Jerál no Tékniku) (Totál)/ Secondary (General and Technical) (Total)											
	Grau 10/Grade 10			Grau 11/Grade 11			Grau 12/Grade 12			Totál/Total		
	Totál / Total	Feto/ Girls	Mane/ Boys	Totál / Total	Feto/ Girls	Mane/ Boys	Totál / Total	Feto/ Girls	Mane/ Boys	Totál / Total	Feto/ Girls	Mane/ Boys
Aileu	837	422	415	648	345	303	661	346	315	2,146	1,113	1,033
Ainaro	676	356	320	621	334	287	503	253	250	1,800	943	857
Baucau	1,805	867	938	1,598	799	799	1,405	695	710	4,808	2,361	2,447
Bobonaro	1,115	562	553	899	468	431	817	405	412	2,831	1,435	1,396
Covalima	1,094	518	576	990	500	490	839	416	423	2,923	1,434	1,489
Dili	6,357	3,194	3,163	6,531	3,200	3,331	6,203	3,064	3,139	19,091	9,458	9,633
Ermera	990	479	511	841	384	457	798	370	428	2,629	1,233	1,396
Lautem	947	489	458	737	358	379	698	347	351	2,382	1,194	1,188
Liquica	877	411	466	665	333	332	679	342	337	2,221	1,086	1,135
Manatuto	414	198	216	332	171	161	315	158	157	1,061	527	534
Manufahi	1,046	532	514	801	450	351	728	382	346	2,575	1,364	1,211
Oecusse	581	284	297	567	266	301	462	213	249	1,610	763	847
Viqueque	854	464	390	816	402	414	581	275	306	2,251	1,141	1,110
Nasionál/ National	17,593	8,776	8,817	16,046	8,010	8,036	14,689	7,266	7,423	48,328	24,052	24,276

Dadus ne'ebé apresenta iha leten foti hosi EMIS ho data 9 Agostu 2013/EMIS data as of 9th August, 2013.

Tabela/Table 6 (Pájina 1 hosi 2/Page 1 of 2)

**Proporsañ Feto ba Mane (%) iha Eskola Primária, Pre-Sekundária no Sekundária tuir Siklu no Grau (2008/2009, 2010, 2011, 2012)/
Ratio of Girls to Boys (%) in Primary, Pre-Secondary and Secondary School by Cycle and Grade (2008/2009, 2010, 2011, 2012)**

	Primáriu/Primary																															
	Ensinu Báziku (Siklu 1)/ Basic Education (Cycle 1)																Ensinu Báziku (Siklu 2)/ Basic Education (Cycle 2)															
	Grau 1/ Grade 1				Grau 2/ Grade 2				Grau 3/ Grade 3				Grau 4/ Grade 4				Totál/Total Siklu 1/Cycle 1				Grau 5/ Grade 5				Grau 6/ Grade 6				Totál/Total Siklu 2/Cycle 2			
	'08/ '09	'10	'11	'12	'08/ '09	'10	'11	'12	'08/ '09	'10	'11	'12	'08/ '09	'10	'11	'12	'08/ '09	'10	'11	'12	'08/ '09	'10	'11	'12	'08/ '09	'10	'11	'12	'08/ '09	'10	'11	'12
Aileu	84	90	87	87	85	87	88	84	82	83	88	91	86	91	85	87	84	87	87	87	99	89	94	89	105	103	92	98	102	95	93	93
Ainaro	87	89	85	87	86	91	87	90	90	86	92	89	83	93	91	93	87	89	88	90	82	94	96	93	85	97	95	98	84	95	95	96
Baucau	84	87	88	86	91	84	91	90	92	93	86	92	87	92	94	88	88	88	90	89	93	91	92	96	99	99	95	97	96	94	94	96
Bobonaro	89	90	89	92	101	98	92	89	94	100	102	97	88	90	102	105	92	94	95	95	102	99	88	104	104	101	102	91	103	100	94	98
Covalima	87	88	88	87	97	93	94	88	99	97	94	98	90	100	99	94	92	93	93	91	104	95	101	100	98	108	97	102	101	101	99	101
Dili	88	93	87	89	92	88	94	88	98	91	85	97	88	95	93	86	91	92	90	90	85	92	98	95	91	92	95	101	88	92	96	97
Ermera	89	91	92	93	88	91	91	91	94	89	89	93	82	96	89	89	89	91	91	92	87	88	96	91	90	95	90	98	88	91	94	94
Lautem	85	90	87	89	100	90	91	85	88	99	90	91	103	97	100	98	92	93	91	90	92	103	99	100	98	98	103	103	95	101	101	101
Liquica	88	85	86	89	85	92	89	86	83	86	89	89	80	89	88	90	85	88	88	89	95	84	89	88	86	104	90	91	91	93	89	90
Manatuto	86	87	90	88	89	85	88	91	95	89	83	91	79	101	94	84	87	89	89	89	92	80	97	101	99	104	90	101	95	91	94	101
Manufahi	87	92	88	87	94	86	90	94	90	98	86	87	90	94	99	91	90	92	91	89	93	96	102	99	99	103	101	110	96	100	102	104
Oecusse	90	90	95	90	96	95	90	97	97	108	105	94	121	97	105	110	97	96	97	96	113	111	105	104	114	99	109	106	114	105	107	105
Viqueque	84	85	90	87	86	85	81	86	91	89	85	83	93	97	98	87	87	88	88	86	98	101	97	102	94	99	103	100	96	100	100	101
Nasionál/ National	87	89	89	89	91	89	90	89	92	93	90	92	89	94	95	91	89	91	90	90	93	94	96	96	96	99	97	99	94	96	96	98

Dadus ne'ebé apresenta iha leten foti hosi EMIS ho data 9 Agostu 2013/EMIS data as of 9th August, 2013.

Tabela/Table 6 (Pájina 2 hosi 2/Page 2 of 2)

**Proporsاون Feto ba Mane (%) iha Eskola Primária, Pre-Sekundária no Sekundária tuir Siklu no Grau (2008/2009, 2010, 2011, 2012)/
Ratio of Girls to Boys (%) in Primary, Pre-Secondary and Secondary School by Cycle and Grade (2008/2009, 2010, 2011, 2012)**

	Pre-Sekundáriu/Pre-Secondary																Sekundáriu/Secondary															
	Ensinu Báziku (Siklu 3)/ Basic Education (Cycle 3)																															
	Grau 7/ Grade 7				Grau 8/ Grade 8				Grau 9/ Grade 9				Totál/Total Siklu 3/Cycle 3				Grau 10/ Grade 10				Grau 11/ Grade 11				Grau 12/ Grade 12				Totál Sekundáriu/ Total Secondary			
	'08/ '09	'10	'11	'12	'08/ '09	'10	'11	'12	'08/ '09	'10	'11	'12	'08/ '09	'10	'11	'12	'08/ '09	'10	'11	'12	'08/ '09	'10	'11	'12	'08/ '09	'10	'11	'12	'08/ '09	'10	'11	'12
Aileu	103	115	105	93	110	108	113	109	101	107	103	113	104	110	106	104	109	108	112	102	90	103	108	114	86	86	103	110	96	100	108	108
Ainaro	97	92	93	89	102	105	99	95	109	106	103	97	102	100	98	93	99	98	115	111	72	99	101	116	86	70	98	101	85	89	106	110
Baucau	95	100	99	95	100	96	100	101	101	99	96	103	99	98	98	100	101	104	99	92	84	102	104	100	83	86	101	98	97	97	101	96
Bobonaro	98	107	96	102	89	97	105	96	90	95	100	109	92	100	100	102	116	94	103	102	66	114	92	109	82	97	113	98	91	100	102	103
Covalima	92	102	106	100	103	90	103	106	104	101	90	108	99	97	99	105	115	100	101	90	102	102	101	102	77	85	101	98	96	96	101	96
Dili	98	96	99	98	91	100	96	105	108	102	99	99	100	99	98	101	110	99	94	101	97	95	98	96	87	85	94	98	98	93	96	98
Ermera	89	88	89	87	89	91	87	91	83	91	89	87	87	90	88	88	77	87	85	94	76	72	85	84	67	75	71	86	72	78	81	88
Lautem	91	95	99	99	96	98	96	100	87	95	103	98	91	96	99	99	109	91	97	107	144	102	97	94	107	101	100	99	119	97	97	101
Liquica	87	89	101	91	96	90	91	101	108	99	97	95	96	92	96	96	91	108	101	88	87	79	105	100	62	66	79	101	74	86	97	96
Manatuto	94	96	99	87	94	96	99	101	105	101	101	100	97	97	99	95	119	104	106	92	93	110	101	106	105	95	110	101	104	103	105	99
Manufahi	97	96	96	102	96	102	95	104	122	119	107	97	105	105	100	101	118	118	132	104	101	112	114	128	85	91	117	110	100	107	121	113
Oecusse	95	96	99	96	100	104	102	103	81	90	100	103	91	96	100	100	70	83	89	96	71	91	91	88	91	80	84	86	77	84	88	90
Viqueque	107	93	101	99	93	108	98	101	81	90	107	99	94	96	102	100	106	92	101	119	88	101	91	97	87	89	106	90	93	94	99	103
Nasionál/ National	96	97	98	96	96	98	98	101	98	99	99	100	97	98	98	99	105	99	99	100	92	96	99	100	84	85	96	98	94	94	98	99

Dadus ne'ebé apresenta iha leten foti hosi EMIS ho data 9 Agostu 2013/EMIS data as of 9th August, 2013.

Tabela/Table 7 (Pájina 1 hosi 12/Page 1 of 12)
Distribuisaun Idade ba Feto no Mane Eskola Primária tuir Grau no Siklu (2012)/
Age Distribution of Primary School Girls and Boys by Grade and Cycle (2012)

	Primáriu/Primary																							
	Ensinu Báziku (Siklu 1)/Basic Education (Cycle 1)																							
	Grau 1/Grade 1																							
	N/A			<6 tinan/years			6 tinan/years			7 tinan/years			8 tinan/years			9 tinan/years			10 tinan/years			11 tinan/years		
	F/G	M/B	T	F/G	M/B	T	F/G	M/B	T	F/G	M/B	T	F/G	M/B	T	F/G	M/B	T	F/G	M/B	T	F/G	M/B	T
Aileu	17	22	39	324	317	641	298	341	639	246	308	554	116	133	249	74	71	145	18	33	51	3	19	22
Ainaro	15	24	39	610	618	1,228	494	544	1,038	290	404	694	152	176	328	63	75	138	31	40	71	14	27	41
Baucau	5	7	12	1,101	1,133	2,234	882	1,010	1,892	500	611	1,111	211	316	527	84	147	231	41	53	94	23	33	56
Bobonaro	21	26	47	1,009	954	1,963	818	871	1,689	467	556	1,023	204	268	472	89	128	217	40	65	105	34	39	73
Covalima	18	26	44	576	534	1,110	520	549	1,069	303	407	710	183	280	463	57	103	160	28	27	55	23	20	43
Dili	82	101	183	1,577	1,599	3,176	1,343	1,488	2,831	375	534	909	138	207	345	56	80	136	29	26	55	10	20	30
Ermera	62	65	127	996	958	1,954	672	687	1,359	612	704	1,316	344	451	795	220	227	447	106	112	218	72	86	158
Lautem	14	18	32	493	489	982	640	679	1,319	463	511	974	205	300	505	73	107	180	29	39	68	12	25	37
Liquica	11	31	42	443	415	858	429	432	861	311	409	720	183	227	410	89	132	221	44	57	101	41	33	74
Manatuto	5	7	12	325	346	671	391	402	793	239	292	531	118	180	298	46	38	84	32	45	77	6	11	17
Manufahi	29	30	59	360	333	693	337	366	703	167	259	426	92	121	213	32	50	82	8	21	29	4	5	9
Oecusse	9	14	23	429	413	842	521	512	1,033	357	445	802	227	253	480	76	123	199	28	56	84	21	26	47
Viqueque	17	15	32	578	589	1,167	658	751	1,409	347	445	792	158	192	350	55	76	131	30	39	69	9	23	32
Nasionál/ National	305	386	691	8,821	8,698	17,519	8,003	8,632	16,635	4,677	5,885	10,562	2,331	3,104	5,435	1,014	1,357	2,371	464	613	1,077	272	367	639

Dadus ne'ebé apresenta iha leten foti hosi EMIS ho data 9 Agostu 2013/EMIS data as of 9th August, 2013.

Malahuk hatudu idade ofisiál ba klase/Shading indicates the official age for the grade.

F/G: Labarik Feto/Girls, M/B: Labarik Mane/Boys, T:Totál/Total

Tabela/Table 7 (Pájina 2 hosi 12/Page 2 of 12)

**Distribuisaun Idade ba Feto no Mane Eskola Primária tuir Grau no Siklu (2012)/
Age Distribution of Primary School Girls and Boys by Grade and Cycle (2012)**

Primáriu/Primary																							
Ensinu Báziku (Siklu 1)/Basic Education (Cycle 1)																							
Grau 1/Grade 1																							
12 tinan/years			13 tinan/years			12 tinan/years			13 tinan/years			16 tinan/years			17 tinan/years			>17 tinan/years			Totál/Total		
F/G	M/B	T	F/G	M/B	T	F/G	M/B	T	F/G	M/B	T	F/G	M/B	T	F/G	M/B	T	F/G	M/B	T	F/G	M/B	T
Aileu	5	18	23	5	3	8	0	0	0	0	0	0	0	0	0	0	0	0	0	0	1,106	1,265	2,371
Ainaro	5	11	16	4	4	8	4	3	7	0	0	0	0	0	0	0	0	0	0	0	1,682	1,926	3,608
Baucau	10	11	21	0	4	4	0	2	2	0	2	2	1	0	1	0	0	0	0	0	2,858	3,329	6,187
Bobonaro	12	11	23	1	2	3	2	2	4	3	2	5	0	0	0	0	0	0	0	0	2,700	2,924	5,624
Covalima	5	14	19	1	3	4	1	0	1	0	1	1	0	0	0	0	0	0	0	0	1,715	1,964	3,679
Dili	5	10	15	1	3	4	0	2	2	0	1	1	0	0	0	0	0	0	0	0	3,616	4,071	7,687
Ermera	29	54	83	7	17	24	7	12	19	2	3	5	0	0	0	0	0	0	0	0	3,129	3,376	6,505
Lautem	5	12	17	1	1	2	0	1	1	2	0	2	0	0	0	0	0	0	0	0	1,937	2,182	4,119
Liquica	14	10	24	1	5	6	0	1	1	0	0	0	0	0	0	0	0	0	0	0	1,566	1,752	3,318
Manatuto	3	2	5	1	3	4	0	3	3	0	0	0	0	0	0	0	0	0	0	0	1,166	1,329	2,495
Manufahi	6	8	14	2	1	3	2	0	2	0	0	0	0	0	0	0	0	0	0	0	1,039	1,194	2,233
Oecusse	11	21	32	0	2	2	2	1	3	0	3	3	0	0	0	0	0	0	0	0	1,681	1,869	3,550
Viqueque	10	10	20	1	4	5	1	0	1	1	0	1	0	0	0	0	0	0	0	0	1,865	2,144	4,009
Nasionál/ National	120	192	312	25	52	77	19	27	46	8	12	20	1	0	1	0	0	0	0	0	26,060	29,325	55,385

Dadus ne'ebé apresenta iha leten foti hosi EMIS ho data 9 Agostu 2013/EMIS data as of 9th August, 2013.

F/G: Labarik Feto/Girls, M/B: Labarik Mane/Boys, T:Totál/Total

Tabela/ Table 7 (Pájina 3 hosi 12/ Page 3 of 12)
Distribuisaun Idade ba Feto no Mane Eskola Primária tuir Grau no Siklu (2012)/
Age Distribution of Primary School Girls and Boys by Grade and Cycle (2012)

	Primáriu/Primary																							
	Ensinu Báziku (Siklu 1)/Basic Education (Cycle 1)																							
	Grau 2/Grade 2																							
	N/A/			<6 tinan/years			6 tinan/years			7 tinan/years			8 tinan/years			9 tinan/years			10 tinan/years			11 tinan/years		
	F/G	M/B	T	F/G	M/B	T	F/G	M/B	T	F/G	M/B	T	F/G	M/B	T	F/G	M/B	T	F/G	M/B	T	F/G	M/B	T
Aileu	2	5	7	27	19	46	114	117	231	273	271	544	243	271	514	119	179	298	58	92	150	26	66	92
Ainaro	8	8	16	60	70	130	312	274	586	410	413	823	296	336	632	146	197	343	64	125	189	60	64	124
Baucau	4	5	9	72	50	122	459	376	835	816	747	1,563	527	678	1,205	280	420	700	135	225	360	60	101	161
Bobonaro	2	6	8	73	55	128	331	272	603	577	552	1,129	518	623	1,141	283	388	671	134	221	355	62	90	152
Covalima	4	8	12	36	13	49	187	166	353	374	394	768	334	372	706	199	273	472	77	123	200	36	67	103
Dili	1	6	7	106	72	178	1,129	1,063	2,192	1,521	1,623	3,144	542	814	1,356	183	317	500	70	130	200	29	52	81
Ermera	26	26	52	145	123	268	392	396	788	651	689	1,340	621	671	1,292	466	565	1,031	237	272	509	172	199	371
Lautem	1	4	5	15	7	22	123	114	237	435	377	812	400	501	901	225	301	526	99	149	248	47	102	149
Liquica	4	3	7	48	27	75	169	159	328	325	322	647	357	375	732	183	261	444	86	152	238	56	87	143
Manatuto	3	6	9	21	23	44	141	137	278	314	314	628	266	286	552	145	190	335	74	83	157	31	46	77
Manufahi	3	2	5	30	24	54	204	183	387	312	332	644	237	243	480	107	139	246	51	63	114	25	31	56
Oecusse	9	18	27	20	12	32	141	95	236	397	349	746	447	441	888	257	316	573	149	178	327	90	107	197
Viqueque	4	13	17	19	18	37	226	193	419	461	527	988	418	472	890	182	263	445	99	123	222	48	67	115
Nasionál/ National	71	110	181	672	513	1,185	3,928	3,545	7,473	6,866	6,910	13,776	5,206	6,083	11,289	2,775	3,809	6,584	1,333	1,936	3,269	742	1,079	1,821

Dadus ne'ebé apresenta iha leten foti hosi EMIS ho data 9 Agostu 2013/EMIS data as of 9th August, 2013.

Malahuk hatudu idade ofisiál ba klase/Shading indicates the official age for the grade.

F/G: Labarik Feto/Girls, M/B: Labarik Mane/Boys, T:Totál/Total

Tabela/Table 7 (Pájina 4 hosi 12/Page 4 of 12)

**Distribuisaun Idade ba Feto no Mane Eskola Primária tuir Grau no Siklu (2012)/
Age Distribution of Primary School Girls and Boys by Grade and Cycle (2012)**

	Primáriu/Primary																							
	Ensinu Báziku (Siklu 1)/Basic Education (Cycle 1)																							
	Grau 2/Grade 2																							
	12 tinan/years			13 tinan/years			14 tinan/years			15 tinan/years			16 tinan/years			17 tinan/years			>17 tinan/years			Totál/Total		
	F/G	M/B	T	F/G	M/B	T	F/G	M/B	T	F/G	M/B	T	F/G	M/B	T	F/G	M/B	T	F/G	M/B	T	F/G	M/B	T
Aileu	23	31	54	5	11	16	1	1	2	0	4	4	0	0	0	0	0	0	0	0	0	891	1,067	1,958
Ainaro	19	29	48	6	21	27	4	11	15	3	1	4	0	0	0	0	0	0	0	0	0	1,388	1,549	2,937
Baucau	32	43	75	8	14	22	2	14	16	1	1	2	0	0	0	0	1	1	0	1	1	2,396	2,676	5,072
Bobonaro	27	37	64	6	18	24	2	9	11	3	3	6	0	0	0	0	0	0	0	0	0	2,018	2,274	4,292
Covalima	14	22	36	5	5	10	2	3	5	1	1	2	0	0	0	0	0	0	0	0	0	1,269	1,447	2,716
Dili	24	21	45	6	9	15	5	3	8	2	2	4	0	0	0	0	1	1	0	0	0	3,618	4,113	7,731
Ermera	97	137	234	35	44	79	13	25	38	4	12	16	0	0	0	0	0	0	1	0	1	2,860	3,159	6,019
Lautem	13	34	47	5	17	22	2	9	11	1	1	2	0	0	0	0	0	0	0	0	0	1,366	1,616	2,982
Liquica	27	53	80	8	14	22	3	11	14	2	3	5	0	0	0	0	0	0	0	0	0	1,268	1,467	2,735
Manatuto	11	19	30	8	9	17	5	3	8	1	5	6	0	0	0	0	0	0	0	0	0	1,020	1,121	2,141
Manufahi	10	21	31	3	5	8	2	5	7	1	0	1	0	0	0	0	0	0	0	0	0	985	1,048	2,033
Oecusse	30	64	94	7	15	22	2	4	6	0	2	2	0	0	0	0	0	0	0	0	0	1,549	1,601	3,150
Viqueque	28	28	56	7	15	22	1	8	9	0	1	1	0	1	1	0	0	0	0	0	0	1,493	1,729	3,222
Nasionál/ National	355	539	894	109	197	306	44	106	150	19	36	55	0	1	1	0	2	2	1	1	2	22,121	24,867	46,988

Dadus ne'ebé apresenta iha leten foti hosi EMIS ho data 9 Agostu 2013/EMIS data as of 9th August, 2013.

F/G: Labarik Feto/Girls, M/B: Labarik Mane/Boys, T:Totál/Total

Tabela/ Table 7 (Pájina 5 hosi 12/Page 5 of 12)
Distribuisaun Idade ba Feto no Mane Eskola Primária tuir Grau no Siklu (2012)/
Age Distribution of Primary School Girls and Boys by Grade and Cycle (2012)

	Primáriu/Primary																							
	Ensinu Báziku (Siklu 1)/Basic Education (Cycle 1)																							
	Grau 3/Grade 3																							
	N/A			<6 tinan/years			6 tinan/years			7 tinan/years			8 tinan/years			9 tinan/years			10 tinan/years			11 tinan/years		
	F/G	M/B	T	F/G	M/B	T	F/G	M/B	T	F/G	M/B	T	F/G	M/B	T	F/G	M/B	T	F/G	M/B	T	F/G	M/B	T
Aileu	6	13	19	0	0	0	12	11	23	97	78	175	265	199	464	254	294	548	163	213	376	102	136	238
Ainaro	12	19	31	9	5	14	41	38	79	220	196	416	379	367	746	293	314	607	180	249	429	97	134	231
Baucau	3	10	13	3	3	6	24	12	36	346	254	600	662	612	1,274	565	604	1,169	348	448	796	208	303	511
Bobonaro	7	8	15	4	3	7	22	24	46	175	123	298	524	447	971	518	541	1,059	349	439	788	211	249	460
Covalima	7	14	21	2	0	2	18	17	35	139	102	241	359	302	661	366	356	722	206	263	469	136	159	295
Dili	7	17	24	2	6	8	62	55	117	816	680	1,496	1,731	1,632	3,363	751	876	1,627	353	475	828	127	203	330
Ermera	32	37	69	12	17	29	75	78	153	298	275	573	590	564	1,154	587	604	1,191	467	509	976	353	406	759
Lautem	7	4	11	4	0	4	2	7	9	92	65	157	380	288	668	375	343	718	251	316	567	137	234	371
Liquica	4	12	16	8	1	9	16	14	30	98	88	186	286	269	555	301	341	642	236	254	490	155	222	377
Manatuto	6	8	14	0	0	0	16	12	28	93	71	164	245	212	457	270	284	554	174	222	396	114	164	278
Manufahi	5	11	16	4	2	6	27	23	50	141	100	241	287	233	520	252	293	545	123	199	322	71	150	221
Oecusse	6	15	21	1	0	1	6	4	10	74	42	116	264	202	466	318	339	657	291	336	627	235	274	509
Viqueque	9	9	18	2	0	2	13	11	24	162	135	297	461	460	921	393	494	887	232	308	540	149	248	397
Nasionál/ National	111	177	288	51	37	88	334	306	640	2,751	2,209	4,960	6,433	5,787	12,220	5,243	5,683	10,926	3,373	4,231	7,604	2,095	2,882	4,977

Dadus ne'ebé apresenta iha leten foti hosi EMIS ho data 9 Agostu 2013/EMIS data as of 9th August, 2013.

Malahuk hatudu idade ofisiál ba klase/Shading indicates the official age for the grade.

F/G: Labarik Feto/Girls, M/B: Labarik Mane/Boys, T:Total/Total

Tabela/Table 7 (Pájina 6 hosi 12/Page 6 of 12)
Distribuisaun Idade ba Feto no Mane Eskola Primária tuir Grau no Siklu (2012)/
Age Distribution of Primary School Girls and Boys by Grade and Cycle (2012)

	Primáriu/Primary																							
	Ensinu Báziku (Siklu 1)/Basic Education (Cycle 1)																							
	Grau 3/Grade 3																							
	12 tinan/years			13 tinan/years			14 tinan/years			15 tinan/years			16 tinan/years			17 tinan/years			>17 tinan/years			Totál/Total		
	F/G	M/B	T	F/G	M/B	T	F/G	M/B	T	F/G	M/B	T	F/G	M/B	T	F/G	M/B	T	F/G	M/B	T	F/G	M/B	T
Aileu	60	95	155	19	26	45	8	16	24	6	9	15	0	0	0	0	0	0	0	0	0	992	1,090	2,082
Ainaro	45	78	123	15	33	48	3	19	22	6	7	13	0	0	0	0	0	0	0	0	0	1,300	1,459	2,759
Baucau	82	136	218	41	70	111	15	24	39	6	20	26	1	0	1	0	0	0	0	0	0	2,304	2,496	4,800
Bobonaro	91	109	200	39	48	87	17	23	40	9	6	15	0	0	0	0	0	0	0	0	0	1,966	2,020	3,986
Covalima	47	77	124	18	24	42	5	9	14	1	3	4	0	0	0	0	0	0	0	0	0	1,304	1,326	2,630
Dili	63	80	143	24	33	57	7	18	25	2	4	6	0	0	0	0	0	0	0	0	0	3,945	4,079	8,024
Ermera	186	241	427	92	123	215	35	54	89	15	29	44	0	2	2	0	0	0	0	1	1	2,742	2,940	5,682
Lautem	63	130	193	30	68	98	12	21	33	2	8	10	0	0	0	1	1	2	0	0	0	1,356	1,485	2,841
Liquica	92	112	204	29	50	79	10	28	38	5	8	13	0	0	0	0	0	0	0	0	0	1,240	1,399	2,639
Manatuto	48	64	112	15	35	50	3	15	18	5	4	9	1	2	3	0	0	0	0	0	0	990	1,093	2,083
Manufahi	33	52	85	9	26	35	4	13	17	1	1	2	0	0	0	0	0	0	0	0	0	957	1,103	2,060
Oecusse	92	124	216	24	50	74	9	16	25	4	9	13	0	0	0	0	1	1	0	1	1	1,324	1,413	2,737
Viqueque	70	118	188	24	35	59	12	19	31	4	5	9	0	1	1	0	0	0	0	1	1	1,531	1,844	3,375
Nasionál/ National	972	1,416	2,388	379	621	1,000	140	275	415	66	113	179	2	5	7	1	2	3	0	3	3	21,951	23,747	45,698

Dadus ne'ebé apresenta iha leten foti hosi EMIS ho data 9 Agostu 2013/EMIS data as of 9th August, 2013.
 F/G: Labarik Feto/Girls, M/B: Labarik Mane/Boys, T:Totál/Total

Tabela/ Table 7 (Pájina 7 hosi 12/Page 7 of 12)
Distribuisaun Idade ba Feto no Mane Eskola Primária tuir Grau no Siklu (2012)/
Age Distribution of Primary School Girls and Boys by Grade and Cycle (2012)

	Primáriu/Primary																							
	Ensinu Báziku (Siklu 1)/Basic Education (Cycle 1)																							
	Grau 4/Grade 4																							
	N/A			<6 tinan/years			6 tinan/years			7 tinan/years			8 tinan/years			9 tinan/years			10 tinan/years			11 tinan/years		
	F/G	M/B	T	F/G	M/B	T	F/G	M/B	T	F/G	M/B	T	F/G	M/B	T	F/G	M/B	T	F/G	M/B	T	F/G	M/B	T
Aileu	2	1	3	0	0	0	1	0	1	5	6	11	46	31	77	180	180	360	213	195	408	163	180	343
Ainaro	1	0	1	0	0	0	3	2	5	31	31	62	162	129	291	332	335	667	298	285	583	200	235	435
Baucau	2	5	7	0	0	0	4	1	5	10	13	23	166	124	290	488	430	918	520	534	1,054	358	474	832
Bobonaro	2	5	7	0	0	0	1	1	2	12	7	19	111	91	202	343	281	624	506	430	936	326	324	650
Covalima	4	10	14	0	0	0	1	0	1	18	11	29	144	85	229	316	301	617	320	312	632	224	248	472
Dili	8	8	16	0	0	0	0	3	3	23	13	36	397	374	771	1,312	1,305	2,617	726	977	1,703	381	526	907
Ermera	9	16	25	0	1	1	4	3	7	41	41	82	205	152	357	456	422	878	438	507	945	452	535	987
Lautem	0	2	2	0	0	0	0	0	0	9	4	13	63	34	97	251	202	453	317	305	622	242	279	521
Liquica	4	6	10	0	0	0	1	1	2	2	5	7	52	42	94	187	152	339	252	243	495	232	213	445
Manatuto	0	0	0	0	0	0	0	0	0	3	1	4	48	20	68	163	135	298	208	201	409	158	223	381
Manufahi	9	9	18	1	0	1	1	1	2	14	7	21	76	72	148	226	188	414	217	226	443	163	198	361
Oecusse	2	6	8	0	0	0	1	2	3	5	5	10	49	25	74	176	149	325	270	231	501	288	231	519
Viqueque	3	2	5	0	0	0	0	2	2	15	6	21	99	74	173	354	294	648	336	380	716	256	353	609
Nasionál/ National	46	70	116	1	1	2	17	16	33	188	150	338	1,618	1,253	2,871	4,784	4,374	9,158	4,621	4,826	9,447	3,443	4,019	7,462

Dadus ne'ebé apresenta iha leten foti hosi EMIS ho data 9 Agostu 2013/EMIS data as of 9th August, 2013.

Malahuk hatudu idade ofisiál ba klase/Shading indicates the official age for the grade.

F/G: Labarik Feto/Girls, M/B: Labarik Mane/Boys, T:Totál/Total

Tabela/Table 7 (Pájina 8 hosi 12/Page 8 of 12)
Distribuisaun Idade ba Feto no Mane Eskola Primária tuir Grau no Siklu (2012)/
Age Distribution of Primary School Girls and Boys by Grade and Cycle (2012)

	Primáriu/Primary																							
	Ensinu Báziku (Siklu 1)/Basic Education (Cycle 1)																							
	Grau 4/Grade 4																							
	12 tinan/years			13 tinan/years			14 tinan/years			15 tinan/years			16 tinan/years			17 tinan/years			>17 tinan/years			Totál/Total		
	F/G	M/B	T	F/G	M/B	T	F/G	M/B	T	F/G	M/B	T	F/G	M/B	T	F/G	M/B	T	F/G	M/B	T	F/G	M/B	T
Aileu	82	149	231	50	71	121	17	38	55	10	26	36	2	6	8	3	2	5	1	8	9	775	893	1,668
Ainaro	95	143	238	49	67	116	13	29	42	10	16	26	1	5	6	1	3	4	1	2	3	1,197	1,282	2,479
Baucau	224	320	544	115	174	289	58	94	152	16	35	51	9	18	27	1	5	6	5	9	14	1,976	2,236	4,212
Bobonaro	182	216	398	74	90	164	38	58	96	16	29	45	7	8	15	2	3	5	1	6	7	1,621	1,549	3,170
Covalima	113	184	297	44	73	117	12	33	45	7	17	24	2	6	8	0	0	0	0	2	2	1,205	1,282	2,487
Dili	159	234	393	47	92	139	30	58	88	6	17	23	1	10	11	6	3	9	0	1	1	3,096	3,621	6,717
Ermera	309	422	731	159	174	333	76	107	183	27	49	76	15	27	42	7	12	19	8	10	18	2,206	2,478	4,684
Lautem	160	175	335	78	92	170	28	63	91	11	18	29	3	7	10	0	2	2	3	4	7	1,165	1,187	2,352
Liquica	159	253	412	77	103	180	28	63	91	12	27	39	7	8	15	2	4	6	5	9	14	1,020	1,129	2,149
Manatuto	86	147	233	50	91	141	21	34	55	6	20	26	6	11	17	3	7	10	1	6	7	753	896	1,649
Manufahi	71	119	190	34	58	92	15	18	33	1	12	13	4	7	11	1	3	4	2	1	3	835	919	1,754
Oecusse	183	188	371	69	82	151	25	47	72	5	11	16	1	4	5	1	1	2	3	1	4	1,078	983	2,061
Viqueque	160	229	389	64	114	178	27	43	70	17	20	37	7	14	21	3	6	9	4	4	8	1,345	1,541	2,886
Nasionál/ National	1,983	2,779	4,762	910	1,281	2,191	388	685	1,073	144	297	441	65	131	196	30	51	81	34	63	97	18,272	19,996	38,268

Dadus ne'ebé apresenta iha leten foti hosi EMIS ho data 9 Agostu 2013/EMIS data as of 9th August, 2013.
 F/G: Labarik Feto/Girls, M/B: Labarik Mane/Boys, T:Totál/Total

Tabela/Table 7 (Pájina 9 hosi 12/Page 9 of 12)
Distribuisaun Idade ba Feto no Mane Eskola Primária tuir Grau no Siklu (2012)/
Age Distribution of Primary School Girls and Boys by Grade and Cycle (2012)

	Primáriu/Primary																							
	Ensinu Báziku (Siklu 2)/Basic Education (Cycle 2)																							
	Grau 5/Grade 5																							
	N/A			<6 tinan/years			6 tinan/years			7 tinan/years			8 tinan/years			9 tinan/years			10 tinan/years			11 tinan/years		
	F/G	M/B	T	F/G	M/B	T	F/G	M/B	T	F/G	M/B	T	F/G	M/B	T	F/G	M/B	T	F/G	M/B	T	F/G	M/B	T
Aileu	2	3	5	0	0	0	0	0	0	1	0	1	4	2	6	36	21	57	140	99	239	152	138	290
Ainaro	0	3	3	0	0	0	0	0	0	2	4	6	15	14	29	117	84	201	258	243	501	219	245	464
Baucau	5	3	8	0	0	0	0	0	0	0	0	0	14	9	23	125	74	199	452	337	789	441	429	870
Bobonaro	4	4	8	0	0	0	0	0	0	2	1	3	12	4	16	81	48	129	277	213	490	313	301	614
Covalima	4	4	8	0	0	0	0	0	0	0	0	0	6	8	14	69	45	114	245	146	391	239	222	461
Dili	5	7	12	0	0	0	0	1	1	3	1	4	23	17	40	338	257	595	1,161	1,067	2,228	694	755	1,449
Ermera	8	9	17	0	0	0	0	0	0	3	4	7	22	19	41	151	109	260	256	278	534	387	402	789
Lautem	2	1	3	0	0	0	0	0	0	2	0	2	1	2	3	45	24	69	224	160	384	284	218	502
Liquica	3	4	7	0	0	0	0	0	0	2	1	3	2	1	3	49	36	85	132	126	258	161	184	345
Manatuto	1	1	2	0	0	0	0	0	0	1	0	1	2	3	5	40	21	61	158	95	253	137	162	299
Manufahi	3	5	8	0	0	0	0	0	0	1	0	1	12	11	23	95	48	143	200	156	356	216	207	423
Oecusse	2	2	4	0	0	0	0	0	0	2	2	4	6	1	7	29	20	49	124	88	212	187	144	331
Viqueque	6	4	10	0	0	0	0	0	0	3	3	6	5	5	10	81	50	131	261	201	462	341	294	635
Nasionál/ National	45	50	95	0	0	0	0	1	1	22	16	38	124	96	220	1,256	837	2,093	3,888	3,209	7,097	3,771	3,701	7,472

Dadus ne'ebé apresenta iha leten foti hosi EMIS ho data 9 Agostu 2013/EMIS data as of 9th August, 2013.

Malahuk hatudu idade ofisiál ba klase/Shading indicates the official age for the grade.

F/G: Labarik Feto/Girls, M/B: Labarik Mane/Boys, T:Totál/Total

Tabela/Table 7 (Pájina 10 hosi 12/Page 10 of 12)
Distribuisaun Idade ba Feto no Mane Eskola Primária tuir Grau no Siklu (2012)/
Age Distribution of Primary School Girls and Boys by Grade and Cycle (2012)

	Primáriu/Primary																							
	Ensinu Báziku (Siklu 2)/Basic Education (Cycle 2)																							
	Grau 5/Grade 5																							
	12 tinan/years			13 tinan/years			14 tinan/years			15 tinan/years			16 tinan/years			17 tinan/years			>17 tinan/years			Totál/Total		
	F/G	M/B	T	F/G	M/B	T	F/G	M/B	T	F/G	M/B	T	F/G	M/B	T	F/G	M/B	T	F/G	M/B	T	F/G	M/B	T
Aileu	136	192	328	93	121	214	58	86	144	31	54	85	10	22	32	7	14	21	2	7	9	672	759	1,431
Ainaro	190	228	418	81	93	174	44	59	103	21	34	55	10	9	19	2	9	11	3	5	8	962	1,030	1,992
Baucau	373	437	810	206	274	480	97	169	266	60	91	151	24	40	64	8	14	22	6	11	17	1,811	1,888	3,699
Bobonaro	277	275	552	167	186	353	86	107	193	36	44	80	16	21	37	4	10	14	3	14	17	1,278	1,228	2,506
Covalima	249	289	538	91	126	217	26	70	96	22	30	52	5	13	18	4	3	7	1	6	7	961	962	1,923
Dili	358	468	826	153	253	406	85	128	213	29	43	72	9	19	28	5	10	15	7	7	14	2,870	3,033	5,903
Ermera	428	468	896	225	300	525	155	164	319	76	104	180	30	43	73	7	23	30	15	20	35	1,763	1,943	3,706
Lautem	237	254	491	155	196	351	89	120	209	38	71	109	12	27	39	3	13	16	7	8	15	1,099	1,094	2,193
Liquica	217	220	437	134	154	288	67	109	176	35	57	92	15	31	46	10	13	23	6	10	16	833	946	1,779
Manatuto	159	174	333	94	103	197	51	67	118	26	38	64	19	14	33	9	12	21	5	5	10	702	695	1,397
Manufahi	145	180	325	61	91	152	31	56	87	20	26	46	4	11	15	2	7	9	6	7	13	796	805	1,601
Oecusse	209	205	414	108	134	242	61	78	139	34	29	63	6	18	24	2	6	8	1	11	12	771	738	1,509
Viqueque	261	279	540	148	182	330	73	109	182	30	53	83	19	24	43	10	9	19	10	15	25	1,248	1,228	2,476
Nasionál/ National	3,239	3,669	6,908	1,716	2,213	3,929	923	1,322	2,245	458	674	1,132	179	292	471	73	143	216	72	126	198	15,766	16,349	32,115

Dadus ne'ebé apresenta iha leten foti hosi EMIS ho data 9 Agostu 2013/EMIS data as of 9th August, 2013.

F/G: Labarik Feto/Girls, M/B: Labarik Mane/Boys, T:Totál/Total

Tabela/Table 7 (Pájina 11 hosi 12/Page 11 of 12)
Distribuisaun Idade ba Feto no Mane Eskola Primária tuir Grau no Siklu (2012)/
Age Distribution of Primary School Girls and Boys by Grade and Cycle (2012)

Primáriu/Primary																								
Ensinu Báziku (Siklu 2)/Basic Education (Cycle 2)																								
Grau 6/Grade 6																								
	N/A			<6 tinan/years			6 tinan/years			7 tinan/years			8 tinan/years			9 tinan/years			10 tinan/years			11 tinan/years		
	F/G	M/B	T	F/G	M/B	T	F/G	M/B	T	F/G	M/B	T	F/G	M/B	T	F/G	M/B	T	F/G	M/B	T	F/G	M/B	T
Aileu	1	1	2	0	0	0	0	0	0	0	0	0	2	0	2	6	3	9	21	13	34	72	67	139
Ainaro	0	4	4	0	0	0	0	0	0	0	0	0	1	1	2	19	18	37	116	68	184	200	178	378
Baucau	2	1	3	0	0	0	0	0	0	0	0	0	1	0	1	7	11	18	126	59	185	329	280	609
Bobonaro	4	2	6	0	0	0	0	0	0	0	0	0	1	0	1	5	8	13	60	60	120	167	149	316
Covalima	1	1	2	0	0	0	0	0	0	0	0	0	1	0	1	15	7	22	58	26	84	141	103	244
Dili	7	2	9	0	0	0	0	0	0	0	0	0	6	3	9	41	23	64	306	201	507	941	711	1,652
Ermera	5	7	12	0	0	0	0	0	0	0	0	0	7	6	13	20	7	27	73	47	120	224	189	413
Lautem	2	2	4	0	0	0	0	0	0	0	0	0	1	0	1	2	4	6	34	20	54	141	97	238
Liquica	0	1	1	0	0	0	0	0	0	0	0	0	0	0	0	9	6	15	20	10	30	72	54	126
Manatuto	1	3	4	0	0	0	0	0	0	0	0	0	0	1	1	2	3	5	39	20	59	99	57	156
Manufahi	3	1	4	0	0	0	0	0	0	0	0	0	1	0	1	14	4	18	78	43	121	161	98	259
Oecusse	0	3	3	0	0	0	0	0	0	0	0	0	0	0	0	3	2	5	24	17	41	74	53	127
Viqueque	2	2	4	0	0	0	0	0	0	0	0	0	0	0	0	9	8	17	49	36	85	214	142	356
Nasionál/ National	28	30	58	0	0	0	0	0	0	0	0	0	21	11	32	152	104	256	1,004	620	1,624	2,835	2,178	5,013

Dados ne'ebé apresenta iha leten foti hosi EMIS ho data 9 Agostu 2013/EMIS data as of 9th August, 2013.

Malahuk hatudu idade ofisiál ba klase/Shading indicates the official age for the grade.

F/G: Labarik Feto/Girls, M/B: Labarik Mane/Boys, T:Totál/Total

Tabela/Table 7 (Pájina 12 hosi 12/Page 12 of 12)
Distribuisaun Idade ba Feto no Mane Eskola Primária tuir Grau no Siklu (2012)/
Age Distribution of Primary School Girls and Boys by Grade and Cycle (2012)

	Primáriu/Primary																							
	Ensinu Báziku (Siklu 2)/Basic Education (Cycle 2)																							
	Grau 6/Grade 6																							
	12 tinan/years			13 tinan/years			14 tinan/years			15 tinan/years			16 tinan/years			17 tinan/years			>17 tinan/years			Totál/Total		
	F/G	M/B	T	F/G	M/B	T	F/G	M/B	T	F/G	M/B	T	F/G	M/B	T	F/G	M/B	T	F/G	M/B	T	F/G	M/B	T
Aileu	161	112	273	138	142	280	104	101	205	39	76	115	34	59	93	14	25	39	11	18	29	603	617	1,220
Ainaro	231	215	446	144	190	334	96	111	207	39	55	94	30	41	71	16	21	37	9	16	25	901	918	1,819
Baucau	372	360	732	319	335	654	184	251	435	105	135	240	43	78	121	15	28	43	9	18	27	1,512	1,556	3,068
Bobonaro	267	258	525	201	240	441	148	174	322	70	107	177	32	42	74	17	21	38	16	24	40	988	1,085	2,073
Covalima	287	253	540	202	219	421	126	159	285	56	82	138	17	30	47	11	6	17	2	9	11	917	895	1,812
Dili	567	650	1,217	312	437	749	146	233	379	78	97	175	30	55	85	11	15	26	12	12	24	2,457	2,439	4,896
Ermera	351	308	659	278	298	576	200	245	445	116	152	268	73	92	165	23	43	66	25	32	57	1,395	1,426	2,821
Lautem	235	207	442	176	203	379	139	147	286	78	79	157	37	39	76	9	25	34	5	13	18	859	836	1,695
Liquica	202	156	358	156	207	363	106	125	231	62	94	156	34	44	78	9	26	35	8	18	26	678	741	1,419
Manatuto	118	108	226	116	123	239	72	98	170	45	61	106	30	32	62	14	18	32	14	21	35	550	545	1,095
Manufahi	173	175	348	112	128	240	87	93	180	30	36	66	15	20	35	5	13	18	6	12	18	685	623	1,308
Oecusse	146	138	284	148	132	280	98	101	199	45	63	108	37	37	74	21	13	34	11	13	24	607	572	1,179
Viqueque	314	249	563	189	276	465	162	178	340	81	101	182	34	58	92	17	23	40	21	14	35	1,092	1,087	2,179
Nasionál/ National	3,424	3,189	6,613	2,491	2,930	5,421	1,668	2,016	3,684	844	1,138	1,982	446	627	1,073	182	277	459	149	220	369	13,244	13,340	26,584

Dadus ne'ebé apresenta iha leten foti hosi EMIS ho data 9 Agostu 2013/EMIS data as of 9th August, 2013.
 F/G: Labarik Feto/Girls, M/B: Labarik Mane/Boys, T:Totál/Total

Tabela/Table 8 (Pájina 1 hosi 6/Page 1 of 6)
Distribuisaun Idade ba Feto no Mane Eskola Pre-Sekundária tuir Grau no Siklu (2012)/
Age Distribution of Pre-Secondary School Girls and Boys by Grade and Cycle (2012)

	Pre-Sekundáriu/Pre-Secondary																										
	Ensinu Báziku (Siklu 3)/Basic Education (Cycle 3)																										
	Grau 7/Grade 7																										
	N/A			<10 tinan/years			10 tinan/years			11 tinan/years			12 tinan/years			13 tinan/years			14 tinan/years			15 tinan/years			16 tinan/years		
	F/G	M/B	T	F/G	M/B	T	F/G	M/B	T	F/G	M/B	T	F/G	M/B	T	F/G	M/B	T	F/G	M/B	T	F/G	M/B	T	F/G	M/B	T
Aileu	1	1	2	0	0	0	2	0	2	12	9	21	53	71	124	121	96	217	110	132	242	97	84	181	63	77	140
Ainaro	3	6	9	0	0	0	6	5	11	36	31	67	176	134	310	128	168	296	125	138	263	64	72	136	51	66	117
Baucau	2	1	3	0	0	0	3	2	5	62	41	103	292	235	527	350	309	659	271	319	590	191	249	440	128	145	273
Bobonaro	3	2	5	0	0	0	6	2	8	29	20	49	161	117	278	202	195	397	182	174	356	147	142	289	80	94	174
Covalima	4	6	10	0	0	0	2	2	4	22	9	31	99	79	178	179	174	353	155	162	317	93	121	214	52	48	100
Dili	5	3	8	0	0	0	9	13	22	156	102	258	715	539	1,254	561	563	1,124	340	438	778	200	246	446	95	161	256
Ermera	3	2	5	0	0	0	5	5	10	35	19	54	143	131	274	222	199	421	207	242	449	147	190	337	117	177	294
Lautem	2	1	3	0	0	0	0	0	0	14	8	22	157	98	255	201	186	387	216	228	444	157	187	344	71	103	174
Liquica	2	0	2	0	0	0	1	0	1	14	7	21	85	49	134	86	92	178	109	137	246	84	109	193	58	58	116
Manatuto	2	0	2	0	0	0	1	0	1	11	9	20	73	69	142	79	78	157	90	103	193	62	88	150	41	50	91
Manufahi	0	6	6	0	0	0	4	3	7	50	29	79	145	106	251	162	124	286	114	154	268	94	95	189	42	63	105
Oecusse	1	0	1	0	0	0	1	0	1	8	4	12	67	66	133	97	87	184	111	96	207	74	91	165	51	57	108
Viqueque	3	7	10	0	0	0	2	3	5	28	18	46	125	127	252	229	184	413	196	192	388	126	136	262	62	86	148
Nasional/ National	31	35	66	0	0	0	42	35	77	477	306	783	2,291	1,821	4,112	2,617	2,455	5,072	2,226	2,515	4,741	1,536	1,810	3,346	911	1,185	2,096

Dadus ne'ebé apresenta iha leten foti hosi EMIS ho data 9 Agostu 2013/EMIS data as of 9th August, 2013.

Malahuk hatudu idade ofisiál ba klase/Shading indicates the official age for the grade.

F/G: Labarik Feto/Girls, M/B: Labarik Mane/Boys, T:Totál/Total

Tabela/Table 8 (Pájina 2 hosi 6/Page 2 of 6)
Distribuisaun Idade ba Feto no Mane Eskola Pre-Sekundária tuir Grau no Siklu (2012)/
Age Distribution of Pre-Secondary School Girls and Boys by Grade and Cycle (2012)

	Pre-Sekundáriu/Pre-Secondary																							
	Ensinu Báziku (Siklu 3)/Basic Education (Cycle 3)																							
	Grau 7/Grade 7																							
	17 tinan/years			18 tinan/years			19 tinan/years			20 tinan/years			21 tinan/years			22 tinan/years			>22 tinan/years			Totál/Total		
	F/G	M/B	T	F/G	M/B	T	F/G	M/B	T	F/G	M/B	T	F/G	M/B	T	F/G	M/B	T	F/G	M/B	T	F/G	M/B	T
Aileu	24	37	61	10	19	29	6	4	10	3	3	6	1	5	6	1	2	3	0	0	0	504	540	1,044
Ainaro	26	40	66	10	24	34	5	16	21	1	7	8	1	4	5	0	0	0	0	0	0	632	711	1,343
Baucau	43	78	121	23	49	72	5	11	16	4	7	11	1	1	2	0	1	1	0	0	0	1,375	1,448	2,823
Bobonaro	41	64	105	22	30	52	4	15	19	1	2	3	3	2	5	0	1	1	0	0	0	881	860	1,741
Covalima	20	18	38	4	7	11	4	3	7	1	0	1	0	3	3	0	0	0	0	0	0	635	632	1,267
Dili	46	85	131	16	27	43	1	15	16	8	2	10	4	3	7	0	2	2	0	1	1	2,156	2,200	4,356
Ermera	62	83	145	20	47	67	9	13	22	2	5	7	5	3	8	0	1	1	0	0	0	977	1,117	2,094
Lautem	42	55	97	20	20	40	6	7	13	3	2	5	4	1	5	0	4	4	0	0	0	893	900	1,793
Liquica	20	39	59	14	23	37	6	13	19	3	4	7	4	3	7	0	0	0	0	0	0	486	534	1,020
Manatuto	26	40	66	15	13	28	2	9	11	2	3	5	1	3	4	0	1	1	0	0	0	405	466	871
Manufahi	30	36	66	7	12	19	3	9	12	3	2	5	0	6	6	1	0	1	0	0	0	655	645	1,300
Oecusse	35	41	76	15	29	44	9	14	23	4	8	12	2	1	3	0	2	2	0	1	1	475	497	972
Viqueque	34	38	72	11	13	24	3	18	21	3	5	8	3	3	6	0	1	1	0	0	0	825	831	1,656
Nasionál/ National	449	654	1,103	187	313	500	63	147	210	38	50	88	29	38	67	2	15	17	0	2	2	10,899	11,381	22,280

Dadus ne'ebé apresenta iha leten foti hosi EMIS ho data 9 Agostu 2013/EMIS data as of 9th August, 2013.

F/G: Labarik Feto/Girls, M/B: Labarik Mane/Boys, T:Totál/Total

Tabela/Table 8 (Pájina 3 hosi 6/Page 3 of 6)

**Distribuisaun Idade ba Feto no Mane Eskola Pre-Sekundária tuir Grau no Siklu (2012)/
Age Distribution of Pre-Secondary School Girls and Boys by Grade and Cycle (2012)**

	Pre-Sekundáriu/Pre-Secondary																							
	Ensinu Báziku (Siklu 3)/Basic Education (Cycle 3)																							
	Grau 8/Grade 8																							
	N/A			<11 tinan/years			11 tinan/years			12 tinan/years			13 tinan/years			14 tinan/years			15 tinan/years			16 tinan/years		
	F/G	M/B	T	F/G	M/B	T	F/G	M/B	T	F/G	M/B	T	F/G	M/B	T	F/G	M/B	T	F/G	M/B	T	F/G	M/B	T
Aileu	1	0	1	0	0	0	1	1	2	18	8	26	74	44	118	110	72	182	94	81	175	85	86	171
Ainaro	0	5	5	0	0	0	6	2	8	63	42	105	130	95	225	130	136	266	94	117	211	53	74	127
Baucau	1	1	2	0	0	0	1	1	2	70	54	124	291	219	510	295	269	564	262	268	530	193	203	396
Bobonaro	0	0	0	0	0	0	0	0	0	37	14	51	118	90	208	180	157	337	166	197	363	144	139	283
Covalima	1	2	3	0	0	0	1	0	1	29	24	53	140	116	256	205	169	374	165	162	327	92	91	183
Dili	0	2	2	0	0	0	13	5	18	185	118	303	754	571	1,325	575	525	1,100	398	438	836	223	277	500
Ermera	3	2	5	0	0	0	4	1	5	50	35	85	126	108	234	185	173	358	198	202	400	160	196	356
Lautem	1	2	3	0	0	0	2	0	2	22	9	31	89	61	150	145	124	269	146	148	294	104	128	232
Liquica	0	0	0	0	0	0	0	0	0	22	5	27	65	52	117	113	88	201	114	117	231	89	95	184
Manatuto	1	1	2	0	0	0	1	1	2	12	8	20	78	52	130	98	72	170	79	77	156	76	77	153
Manufahi	2	0	2	0	0	0	5	3	8	53	30	83	129	90	219	104	139	243	113	121	234	84	76	160
Oecusse	1	1	2	0	0	0	0	0	0	15	13	28	62	41	103	87	75	162	96	101	197	82	60	142
Viqueque	1	2	3	0	0	0	3	0	3	28	16	44	138	100	238	178	166	344	161	175	336	117	123	240
Nasionál/ National	12	18	30	0	0	0	37	14	51	604	376	980	2,194	1,639	3,833	2,405	2,165	4,570	2,086	2,204	4,290	1,502	1,625	3,127

Dadus ne'ebé apresenta iha leten foti hosi EMIS ho data 9 Agostu 2013/EMIS data as of 9th August, 2013.

Malahuk hatudu idade ofisiál ba klase/Shading indicates the official age for the grade.

F/G: Labarik Feto/Girls, M/B: Labarik Mane/Boys, T:Total/Total

Tabela/Table 8 (Pájina 4 hosi 6/Page 4 of 6)

**Distribuisaun Idade ba Feto no Mane Eskola Pre-Sekundária tuir Grau no Siklu (2012)/
Age Distribution of Pre-Secondary School Girls and Boys by Grade and Cycle (2012)**

	Pre-Sekundáriu/Pre-Secondary																							
	Ensinu Báziku (Siklu 3)/Basic Education (Cycle 3)																							
	Grau 8/Grade 8																							
	17 tinan/years			18 tinan/years			19 tinan/years			20 tinan/years			21 tinan/years			22 tinan/years			>22 tinan/years			Totál/Total		
	F/G	M/B	T	F/G	M/B	T	F/G	M/B	T	F/G	M/B	T	F/G	M/B	T	F/G	M/B	T	F/G	M/B	T	F/G	M/B	T
Aileu	59	72	131	25	34	59	6	27	33	4	10	14	2	5	7	1	2	3	0	0	0	480	442	922
Ainaro	33	41	74	14	29	43	10	21	31	11	5	16	1	4	5	0	0	0	0	0	0	545	571	1,116
Baucau	102	139	241	69	88	157	26	42	68	6	12	18	4	8	12	0	1	1	0	0	0	1,320	1,305	2,625
Bobonaro	78	108	186	45	68	113	13	32	45	3	12	15	1	5	6	1	0	1	1	0	1	787	822	1,609
Covalima	41	64	105	21	21	42	5	11	16	0	2	2	1	2	3	1	1	2	0	0	0	702	665	1,367
Dili	110	140	250	52	89	141	25	36	61	6	14	20	1	7	8	0	3	3	0	0	0	2,342	2,225	4,567
Ermera	94	121	215	49	80	129	15	43	58	5	12	17	2	6	8	0	2	2	0	1	1	891	982	1,873
Lautem	66	79	145	20	29	49	11	23	34	3	5	8	1	3	4	0	1	1	1	0	1	611	612	1,223
Liquica	50	75	125	33	42	75	19	20	39	4	7	11	3	6	9	1	1	2	0	0	0	513	508	1,021
Manatuto	39	46	85	23	42	65	6	23	29	5	9	14	2	6	8	1	4	5	0	0	0	421	418	839
Manufahi	55	51	106	26	35	61	7	12	19	3	6	9	5	2	7	0	0	0	0	0	0	586	565	1,151
Oecusse	44	56	100	28	43	71	22	30	52	10	13	23	3	3	6	2	4	6	0	0	0	452	440	892
Viqueque	82	91	173	30	38	68	13	27	40	7	6	13	2	6	8	0	1	1	0	0	0	760	751	1,511
Nasionál/ National	853	1,083	1,936	435	638	1,073	178	347	525	67	113	180	28	63	91	7	20	27	2	1	3	10,410	10,306	20,716

Dadus ne'ebé apresenta iha leten foti hosi EMIS ho data 9 Agostu 2013/EMIS data as of 9th August, 2013.

F/G: Labarik Feto/Girls, M/B: Labarik Mane/Boys, T:Totál/Total

Tabela/Table 8 (Pájina 5 hosi 6/Page 5 of 6)
Distribuisaun Idade ba Feto no Mane Eskola Pre-Sekundária tuir Grau no Siklu (2012)/
Age Distribution of Pre-Secondary School Girls and Boys by Grade and Cycle (2012)

	Pre-Sekundáriu/Pre-Secondary																							
	Ensínu Báziku (Siklu 3)/Basic Education (Cycle 3)																							
	Grau 9/Grade 9																							
	N/A			<11 tinan/years			11 tinan/years			12 tinan/years			13 tinan/years			14 tinan/years			15 tinan/years			16 tinan/years		
	F/G	M/B	T	F/G	M/B	T	F/G	M/B	T	F/G	M/B	T	F/G	M/B	T	F/G	M/B	T	F/G	M/B	T	F/G	M/B	T
Aileu	0	0	0	0	0	0	0	0	0	2	2	4	12	2	14	65	56	121	99	69	168	104	84	188
Ainaro	2	3	5	0	0	0	0	0	0	12	7	19	63	32	95	130	108	238	107	101	208	77	102	179
Baucau	0	0	0	0	0	0	0	0	0	6	5	11	56	47	103	240	195	435	277	243	520	276	247	523
Bobonaro	0	3	3	0	0	0	0	0	0	4	2	6	25	18	43	121	80	201	155	114	269	157	164	321
Covalima	2	2	4	0	0	0	0	0	0	2	3	5	48	24	72	122	109	231	208	181	389	162	151	313
Dili	4	3	7	0	0	0	0	1	1	18	14	32	171	129	300	651	493	1,144	607	596	1,203	411	453	864
Ermera	4	6	10	0	0	0	0	0	0	6	5	11	38	26	64	97	77	174	167	156	323	205	206	411
Lautem	0	0	0	0	0	0	0	0	0	2	2	4	23	14	37	97	77	174	179	159	338	155	174	329
Liquica	1	0	1	0	0	0	0	0	0	2	2	4	12	7	19	46	44	90	115	82	197	103	98	201
Manatuto	2	0	2	0	0	0	0	0	0	2	0	2	22	18	40	72	55	127	101	85	186	67	72	139
Manufahi	0	0	0	0	0	0	0	0	0	8	7	15	37	28	65	90	62	152	114	104	218	86	98	184
Oecusse	1	0	1	0	0	0	0	0	0	3	1	4	18	13	31	51	48	99	74	55	129	78	75	153
Viqueque	1	2	3	0	0	0	0	0	0	10	8	18	36	20	56	124	96	220	157	154	311	153	168	321
Nasionál/ National	17	19	36	0	0	0	0	1	1	77	58	135	561	378	939	1,906	1,500	3,406	2,360	2,099	4,459	2,034	2,092	4,126

Dadus ne'ebé apresenta iha leten foti hosi EMIS ho data 9 Agostu 2013/EMIS data as of 9th August, 2013.

Malahuk hatudu idade ofisiál ba klase/Shading indicates the official age for the grade.

F/G: Labarik Feto/Girls, M/B: Labarik Mane/Boys, T:Totál/Total

Tabela/Table 8 (Pájina 6 hosi 6/Page 6 of 6)

**Distribuisaun Idade ba Feto no Mane Eskola Pre-Sekundária tuir Grau no Siklu (2012)/
Age Distribution of Pre-Secondary School Girls and Boys by Grade and Cycle (2012)**

	Pre-Sekundáriu/Pre-Secondary																							
	Ensinu Báziku (Siklu 3)/Basic Education (Cycle 3)																							
	Grau 9/Grade 9																							
	17 tinan/years			18 tinan/years			19 tinan/years			20 tinan/years			21 tinan/years			22 tinan/years			>22 tinan/years			Totál/Total		
	F/G	M/B	T	F/G	M/B	T	F/G	M/B	T	F/G	M/B	T	F/G	M/B	T	F/G	M/B	T	F/G	M/B	T	F/G	M/B	T
Aileu	87	77	164	49	44	93	23	39	62	10	17	27	0	6	6	1	3	4	2	2	4	454	401	855
Ainaro	70	65	135	46	65	111	24	44	68	11	21	32	2	8	10	2	3	5	0	3	3	546	562	1,108
Baucau	174	188	362	102	127	229	58	58	116	22	42	64	6	14	20	0	8	8	0	3	3	1,217	1,177	2,394
Bobonaro	160	125	285	87	117	204	50	56	106	14	19	33	6	14	20	0	0	0	0	0	0	779	712	1,491
Covalima	120	122	242	40	53	93	12	17	29	7	7	14	2	5	7	1	1	2	0	0	0	726	675	1,401
Dili	249	303	552	122	200	322	40	93	133	30	32	62	8	13	21	5	4	9	1	4	5	2,317	2,338	4,655
Ermera	113	172	285	87	129	216	52	82	134	14	33	47	8	10	18	4	5	9	1	7	8	796	914	1,710
Lautem	106	130	236	66	78	144	38	38	76	16	18	34	6	14	20	3	1	4	1	2	3	692	707	1,399
Liquica	96	82	178	57	99	156	23	43	66	10	24	34	6	11	17	3	4	7	0	3	3	474	499	973
Manatuto	74	60	134	32	64	96	23	25	48	10	23	33	6	8	14	1	2	3	1	2	3	413	414	827
Manufahi	59	77	136	31	45	76	22	26	48	10	20	30	9	13	22	2	3	5	1	3	4	469	486	955
Oecusse	77	72	149	59	67	126	43	48	91	15	23	38	11	13	24	4	2	6	2	7	9	436	424	860
Viqueque	121	119	240	61	88	149	39	39	78	20	28	48	7	14	21	0	1	1	1	3	4	730	740	1,470
Nasionál/ National	1,506	1,592	3,098	839	1,176	2,015	447	608	1,055	189	307	496	77	143	220	26	37	63	10	39	49	10,049	10,049	20,098

Dadus ne'ebé apresenta iha leten foti hosi EMIS ho data 9 Agostu 2013/EMIS data as of 9th August, 2013.

F/G: Labarik Feto/Girls, M/B: Labarik Mane/Boys, T:Totál/Total

Tabela/Table 9 (Pájina 1 hosi 6/Page 1 of 6)
Distribuisaun Idade ba Feto no Mane Eskola Sekundária tuir Grau no Siklu (2012)/
Age Distribution of Secondary School Girls and Boys by Grade and Cycle (2012)

Sekundáriu/Secondary																								
Grau 10/Grade 10																								
N/A			<11 tinan/years			11 tinan/years			12 tinan/years			13 tinan/years			14 tinan/years			15 tinan/years			16 tinan/years			
F/G	M/B	T	F/G	M/B	T	F/G	M/B	T	F/G	M/B	T	F/G	M/B	T	F/G	M/B	T	F/G	M/B	T	F/G	M/B	T	
Aileu	0	3	3	0	0	0	0	0	0	2	0	2	1	1	2	10	7	17	48	39	87	78	59	137
Ainaro	1	1	2	0	0	0	0	0	0	1	0	1	7	10	17	37	24	61	109	78	187	76	71	147
Baucau	0	1	1	0	0	0	0	0	0	2	2	4	7	6	13	50	30	80	175	154	329	217	200	417
Bobonaro	0	0	0	0	0	0	0	0	0	0	0	0	5	4	9	27	16	43	87	61	148	99	95	194
Covalima	0	0	0	0	0	0	0	0	0	0	1	1	2	5	7	36	28	64	118	100	218	131	139	270
Dili	3	5	8	0	0	0	0	0	0	5	4	9	13	16	29	209	124	333	697	495	1,192	719	641	1,360
Ermera	0	0	0	0	0	0	0	0	0	0	0	0	1	4	5	15	10	25	60	48	108	110	93	203
Lautem	0	1	1	0	0	0	0	0	0	1	0	1	1	3	4	12	10	22	65	44	109	106	90	196
Liquica	0	0	0	0	0	0	0	0	0	1	1	2	1	1	2	11	9	20	70	40	110	84	72	156
Manatuto	1	0	1	0	0	0	0	0	0	0	0	0	1	1	2	3	5	8	34	21	55	49	36	85
Manufahi	0	0	0	0	0	0	0	0	0	1	1	2	9	7	16	35	26	61	97	72	169	103	104	207
Oecusse	0	0	0	0	0	0	0	0	0	0	0	0	1	1	2	10	4	14	31	28	59	42	42	84
Viqueque	1	0	1	0	0	0	0	0	0	0	0	0	2	0	2	22	8	30	66	42	108	113	76	189
Nasionál/ National	6	11	17	0	0	0	0	0	0	13	9	22	51	59	110	477	301	778	1,657	1,222	2,879	1,927	1,718	3,645

Dados ne'ebé apresenta iha leten foti hosi EMIS ho data 9 Agostu 2013/EMIS data as of 9th August, 2013.

Malahuk hatudu idade ofisiál ba klase/Shading indicates the official age for the grade.

F/G: Labarik Feto/Girls, M/B: Labarik Mane/Boys, T:Totál/Total

Tabela/Table 9 (Páġina 2 hosi 6/Page 2 of 6)
Distribuisaun Idade ba Feto no Mane Eskola Sekundária tuir Grau no Siklu (2012)/
Age Distribution of Secondary School Girls and Boys by Grade and Cycle (2012)

	Sekundáriu/Secondary																							
	Grau 10/Grade 10																							
	17 tinan/years			18 tinan/years			19 tinan/years			20 tinan/years			21 tinan/years			22 tinan/years			>22 tinan/years			Totál/Total		
	F/G	M/B	T	F/G	M/B	T	F/G	M/B	T	F/G	M/B	T	F/G	M/B	T	F/G	M/B	T	F/G	M/B	T	F/G	M/B	T
Aileu	98	69	167	69	87	156	68	60	128	27	41	68	12	26	38	6	17	23	3	6	9	422	415	837
Ainaro	65	59	124	33	30	63	14	24	38	9	10	19	3	4	7	1	4	5	0	5	5	356	320	676
Baucau	163	192	355	120	152	272	72	107	179	37	60	97	18	23	41	5	6	11	1	5	6	867	938	1,805
Bobonaro	140	128	268	107	103	210	51	66	117	29	42	71	14	24	38	2	8	10	1	6	7	562	553	1,115
Covalima	116	133	249	59	93	152	33	44	77	15	15	30	7	13	20	1	2	3	0	3	3	518	576	1,094
Dili	629	653	1,282	456	543	999	265	352	617	118	170	288	47	109	156	22	33	55	11	18	29	3,194	3,163	6,357
Ermera	105	99	204	82	97	179	53	73	126	30	45	75	15	27	42	5	9	14	3	6	9	479	511	990
Lautem	111	106	217	86	85	171	59	55	114	22	32	54	19	17	36	4	9	13	3	6	9	489	458	947
Liquica	56	83	139	72	73	145	56	81	137	29	52	81	18	32	50	8	14	22	5	8	13	411	466	877
Manatuto	46	53	99	34	43	77	19	28	47	6	18	24	3	7	10	2	3	5	0	1	1	198	216	414
Manufahi	100	118	218	83	77	160	50	56	106	34	27	61	14	13	27	5	7	12	1	6	7	532	514	1,046
Oecusse	64	62	126	50	55	105	50	49	99	23	32	55	7	11	18	3	10	13	3	3	6	284	297	581
Viqueque	117	99	216	61	66	127	49	43	92	23	33	56	9	18	27	1	2	3	0	3	3	464	390	854
Nasionál/ National	1,810	1,854	3,664	1,312	1,504	2,816	839	1,038	1,877	402	577	979	186	324	510	65	124	189	31	76	107	8,776	8,817	17,593

Dadus ne'ebé apresenta iha leten foti hosi EMIS ho data 9 Agostu 2013/EMIS data as of 9th August, 2013.
 F/G: Labarik Feto/Girls, M/B: Labarik Mane/Boys, T:Totál/Total

Tabela/Table 9 (Pájina 3 hosi 6/Page 3 of 6)

**Distribuisaun Idade ba Feto no Mane Eskola Sekundária tuir Grau no Siklu (2012)/
Age Distribution of Secondary School Girls and Boys by Grade and Cycle (2012)**

	Sekundáriu/Secondary																							
	Grau 11/Grade 11																							
	N/A			<11 tinan/years			11 tinan/years			12 tinan/years			13 tinan/years			14 tinan/years			15 tinan/years			16 tinan/years		
	F/G	M/B	T	F/G	M/B	T	F/G	M/B	T	F/G	M/B	T	F/G	M/B	T	F/G	M/B	T	F/G	M/B	T	F/G	M/B	T
Aileu	0	0	0	0	0	0	0	0	0	0	0	0	0	0	0	1	1	2	4	3	7	29	21	50
Ainaro	1	1	2	0	0	0	0	0	0	0	0	0	0	0	0	4	3	7	39	16	55	74	50	124
Baucau	1	2	3	0	0	0	0	0	0	0	0	0	0	0	0	2	4	6	51	22	73	146	123	269
Bobonaro	0	0	0	0	0	0	0	0	0	0	0	0	0	1	1	6	2	8	27	16	43	63	40	103
Covalima	0	1	1	0	0	0	0	0	0	0	0	0	0	0	0	3	4	7	38	18	56	88	64	152
Dili	6	5	11	0	0	0	0	0	0	0	0	0	0	0	0	18	15	33	197	119	316	628	473	1,101
Ermera	1	0	1	0	0	0	0	0	0	0	0	0	1	0	1	1	2	3	11	12	23	47	37	84
Lautem	2	0	2	0	0	0	0	0	0	0	0	0	0	0	0	1	2	3	8	6	14	42	27	69
Liquica	1	0	1	0	0	0	0	0	0	0	0	0	1	0	1	0	0	0	5	5	10	41	22	63
Manatuto	0	0	0	0	0	0	0	0	0	0	0	0	0	0	0	0	0	0	3	2	5	38	19	57
Manufahi	2	2	4	0	0	0	0	0	0	0	0	0	0	0	0	6	2	8	38	18	56	76	46	122
Oecusse	0	3	3	0	0	0	0	0	0	0	0	0	0	0	0	1	2	3	8	8	16	32	27	59
Viqueque	1	1	2	0	0	0	0	0	0	0	0	0	0	0	0	1	2	3	19	12	31	58	56	114
Nasionál/ National	15	15	30	0	0	0	0	0	0	0	0	0	2	1	3	44	39	83	448	257	705	1,362	1,005	2,367

Dadus ne'ebé apresenta iha leten foti hosi EMIS ho data 9 Agostu 2013/EMIS data as of 9th August, 2013.

Malahuk hatudu idade ofisiál ba klase/Shading indicates the official age for the grade.

F/G: Labarik Feto/Girls, M/B: Labarik Mane/Boys, T:Total/Total

Tabela/Table 9 (Pájina 4 hosi 6/Page 4 of 6)
Distribuisaun Idade ba Feto no Mane Eskola Sekundária tuir Grau no Siklu (2012)/
Age Distribution of Secondary School Girls and Boys by Grade and Cycle (2012)

	Sekundáriu/Secondary																							
	Grau 11/Grade 11																							
	17 tinan/years			18 tinan/years			19 tinan/years			20 tinan/years			21 tinan/years			22 tinan/years			>22 tinan/years			Totál/Total		
	F/G	M/B	T	F/G	M/B	T	F/G	M/B	T	F/G	M/B	T	F/G	M/B	T	F/G	M/B	T	F/G	M/B	T	F/G	M/B	T
Aileu	81	39	120	76	60	136	76	63	139	41	53	94	25	35	60	8	15	23	4	13	17	345	303	648
Ainaro	80	58	138	72	70	142	33	33	66	16	21	37	12	17	29	2	11	13	1	7	8	334	287	621
Baucau	178	162	340	154	179	333	128	146	274	71	89	160	44	42	86	15	19	34	9	11	20	799	799	1,598
Bobonaro	101	80	181	88	93	181	87	74	161	55	54	109	28	37	65	11	23	34	2	11	13	468	431	899
Covalima	152	104	256	115	123	238	57	94	151	27	36	63	11	26	37	7	16	23	2	4	6	500	490	990
Dili	737	699	1,436	623	653	1,276	485	594	1,079	271	384	655	154	219	373	51	109	160	30	61	91	3,200	3,331	6,531
Ermera	86	50	136	70	98	168	82	82	164	35	64	99	27	62	89	15	26	41	8	24	32	384	457	841
Lautem	82	64	146	91	94	185	58	70	128	29	62	91	25	26	51	15	19	34	5	9	14	358	379	737
Liquica	59	54	113	64	60	124	78	66	144	39	44	83	22	42	64	15	22	37	8	17	25	333	332	665
Manatuto	48	25	73	30	36	66	22	29	51	15	26	41	12	17	29	0	4	4	3	3	6	171	161	332
Manufahi	104	67	171	76	60	136	75	60	135	39	40	79	15	29	44	15	18	33	4	9	13	450	351	801
Oecusse	56	50	106	70	45	115	49	63	112	32	46	78	12	29	41	5	16	21	1	12	13	266	301	567
Viqueque	78	58	136	81	86	167	73	69	142	40	53	93	27	35	62	18	19	37	6	23	29	402	414	816
Nasionál/ National	1,842	1,510	3,352	1,610	1,657	3,267	1,303	1,443	2,746	710	972	1,682	414	616	1,030	177	317	494	83	204	287	8,010	8,036	16,046

Dados ne'ebé apresenta iha leten foti hosi EMIS ho data 9 Agostu 2013/EMIS data as of 9th August, 2013.

F/G: Labarik Feto/Girls, M/B: Labarik Mane/Boys, T:Totál/Total

Tabela/Table 9 (Pájina 5 hosi 6/Page 5 of 6)
Distribuisaun Idade ba Feto no Mane Eskola Sekundária tuir Grau no Siklu (2012)/
Age Distribution of Secondary School Girls and Boys by Grade and Cycle (2012)

	Sekundáriu/Secondary																							
	Grau 12/Grade 12																							
	N/A			<11 tinan/years			11 tinan/years			12 tinan/years			13 tinan/years			14 tinan/years			15 tinan/years			16 tinan/years		
	F/G	M/B	T	F/G	M/B	T	F/G	M/B	T	F/G	M/B	T	F/G	M/B	T	F/G	M/B	T	F/G	M/B	T	F/G	M/B	T
Aileu	2	2	4	0	0	0	0	0	0	0	0	0	0	0	0	2	0	2	3	1	4	4	3	7
Ainaro	3	2	5	0	0	0	0	0	0	0	0	0	0	0	0	0	0	0	4	2	6	20	18	38
Baucau	1	3	4	0	0	0	0	0	0	0	0	0	0	0	0	1	0	1	4	4	8	35	19	54
Bobonaro	0	4	4	0	0	0	0	0	0	0	0	0	0	0	0	0	3	3	2	1	3	8	5	13
Covalima	0	2	2	0	0	0	0	0	0	0	0	0	0	0	0	0	3	3	1	2	3	20	13	33
Dili	6	11	17	0	0	0	0	0	0	0	0	0	0	0	0	2	6	8	20	12	32	144	87	231
Ermera	0	2	2	0	0	0	0	0	0	0	0	0	0	0	0	2	0	2	4	3	7	12	7	19
Lautem	1	0	1	0	0	0	0	0	0	0	0	0	0	0	0	0	1	1	2	0	2	3	10	13
Liquica	1	0	1	0	0	0	0	0	0	0	0	0	0	0	0	1	2	3	1	0	1	8	3	11
Manatuto	0	0	0	0	0	0	0	0	0	0	0	0	0	0	0	0	0	0	0	0	0	3	3	6
Manufahi	4	2	6	0	0	0	0	0	0	0	0	0	0	0	0	0	0	0	3	3	6	26	13	39
Oecusse	0	0	0	0	0	0	0	0	0	0	0	0	0	0	0	0	0	0	0	2	2	2	3	5
Viqueque	0	1	1	0	0	0	0	0	0	0	0	0	0	0	0	1	0	1	0	1	1	9	6	15
Nasionál/ National	18	29	47	0	0	0	0	0	0	0	0	0	0	0	0	9	15	24	44	31	75	294	190	484

Dadus ne'ebé apresenta iha leten foti hosi EMIS ho data 9 Agostu 2013/EMIS data as of 9th August, 2013.
 F/G: Labarik Feto/Girls, M/B: Labarik Mane/Boys, T:Total/Total

Tabela/Table 9 (Páġina 6 hosi 6/Page 6 of 6)
Distribuisaun Idade ba Feto no Mane Eskola Sekundária tuir Grau no Siklu (2012)/
Age Distribution of Secondary School Girls and Boys by Grade and Cycle (2012)

	Sekundáriu/Secondary																							
	Grau 12/Grade 12																							
	17 tinan/years			18 tinan/years			19 tinan/years			20 tinan/years			21 tinan/years			22 tinan/years			>22 tinan/years			Totál/Total		
	F/G	M/B	T	F/G	M/B	T	F/G	M/B	T	F/G	M/B	T	F/G	M/B	T	F/G	M/B	T	F/G	M/B	T	F/G	M/B	T
Aileu	28	19	47	70	45	115	79	65	144	61	58	119	46	48	94	32	42	74	19	32	51	346	315	661
Ainaro	54	36	90	57	52	109	66	59	125	20	31	51	16	24	40	9	8	17	4	18	22	253	250	503
Baucau	98	103	201	165	134	299	168	168	336	106	111	217	54	84	138	41	50	91	22	34	56	695	710	1,405
Bobonaro	38	28	66	103	49	152	86	100	186	79	61	140	54	62	116	20	56	76	15	43	58	405	412	817
Covalima	64	57	121	125	103	228	115	102	217	53	54	107	23	42	65	10	31	41	5	14	19	416	423	839
Dili	506	368	874	764	636	1,400	705	711	1,416	438	518	956	280	381	661	131	237	368	68	172	240	3,064	3,139	6,203
Ermera	35	20	55	59	51	110	70	96	166	79	69	148	46	73	119	37	54	91	26	53	79	370	428	798
Lautem	36	33	69	42	55	97	90	74	164	76	64	140	42	57	99	32	36	68	23	21	44	347	351	698
Liquica	26	17	43	59	42	101	94	67	161	64	57	121	40	81	121	25	28	53	23	40	63	342	337	679
Manatuto	21	10	31	45	25	70	43	38	81	23	37	60	11	23	34	9	12	21	3	9	12	158	157	315
Manufahi	73	47	120	76	71	147	71	64	135	55	58	113	27	40	67	21	25	46	26	23	49	382	346	728
Oecusse	29	23	52	45	36	81	51	38	89	39	42	81	28	34	62	12	36	48	7	35	42	213	249	462
Viqueque	37	31	68	66	36	102	68	66	134	41	57	98	33	50	83	11	37	48	9	21	30	275	306	581
Nasionál/ National	1,045	792	1,837	1,676	1,335	3,011	1,706	1,648	3,354	1,134	1,217	2,351	700	999	1,699	390	652	1,042	250	515	765	7,266	7,423	14,689

Dados ne'ebé apresenta iha leten foti hosi EMIS ho data 9 Agostu 2013/EMIS data as of 9th August, 2013.

Malahuk hatudu idade ofisiál ba klase/Shading indicates the official age for the grade.

F/G: Labarik Feto/Girls, M/B: Labarik Mane/Boys, T:Totál/Total

Tabela/Table 10 (Pájina 1 hosi 3/Page 1 of 3)

**Persentajen (%) Distribuisaun Idade ba Estudante Primáriu tuir Grau no Siklu (2012)/
Percentage (%) of Age Distribution of Primary Students by Grade and Cycle (2012)**

	Primáriu/Primary																	
	Ensinu Báziku (Siklu 1)/Basic Education (Cycle 1)																	
	Grau 1 (Idade ho Tinan)/Grade 1 (Age in Years)									Grau 2 (Idade ho Tinan)/Grade 2 (Age in Years)								
	N/A	<6	6	7	8	9	10	11	>11	N/A	<7	7	8	9	10	11	12	>12
Aileu	1.64	27.04	26.95	23.37	10.50	6.12	2.15	0.93	1.31	0.36	14.15	27.78	26.25	15.22	7.66	4.70	2.76	1.12
Ainaro	1.08	34.04	28.77	19.24	9.09	3.82	1.97	1.14	0.86	0.54	24.38	28.02	21.52	11.68	6.44	4.22	1.63	1.57
Baucau	0.19	36.11	30.58	17.96	8.52	3.73	1.52	0.91	0.48	0.18	18.87	30.82	23.76	13.80	7.10	3.17	1.48	0.83
Bobonaro	0.84	34.90	30.03	18.19	8.39	3.86	1.87	1.30	0.62	0.19	17.03	26.30	26.58	15.63	8.27	3.54	1.49	0.96
Covalima	1.20	30.17	29.06	19.30	12.58	4.35	1.49	1.17	0.68	0.44	14.80	28.28	25.99	17.38	7.36	3.79	1.33	0.63
Dili	2.38	41.32	36.83	11.83	4.49	1.77	0.72	0.39	0.29	0.09	30.66	40.67	17.54	6.47	2.59	1.05	0.58	0.36
Ermera	1.95	30.04	20.89	20.23	12.22	6.87	3.35	2.43	2.01	0.86	17.54	22.26	21.47	17.13	8.46	6.16	3.89	2.23
Lautem	0.78	23.84	32.02	23.65	12.26	4.37	1.65	0.90	0.53	0.17	8.69	27.23	30.21	17.64	8.32	5.00	1.58	1.17
Liquica	1.27	25.86	25.95	21.70	12.36	6.66	3.04	2.23	0.93	0.26	14.73	23.66	26.76	16.23	8.70	5.23	2.93	1.50
Manatuto	0.48	26.89	31.78	21.28	11.94	3.37	3.09	0.68	0.48	0.42	15.04	29.33	25.78	15.65	7.33	3.60	1.40	1.45
Manufahi	2.64	31.03	31.48	19.08	9.54	3.67	1.30	0.40	0.85	0.25	21.69	31.68	23.61	12.10	5.61	2.75	1.52	0.79
Oecusse	0.65	23.72	29.10	22.59	13.52	5.61	2.37	1.32	1.13	0.86	8.51	23.68	28.19	18.19	10.38	6.25	2.98	0.95
Viqueque	0.80	29.11	35.15	19.76	8.73	3.27	1.72	0.80	0.67	0.53	14.15	30.66	27.62	13.81	6.89	3.57	1.74	1.02
Nasionál/ National	1.25	31.63	30.04	19.07	9.81	4.28	1.94	1.15	0.82	0.39	18.43	29.32	24.03	14.01	6.96	3.88	1.90	1.10

Dadus ne'ebé apresenta iha leten foti hosi EMIS ho data 9 Agostu 2013/EMIS data as of 9th August, 2013.
Malahuk hatudu idade ofisiál ba klase/Shading indicates the official age for the grade.

Tabela/Table 10 (Pájina 2 hosi 3/Page 2 of 3)

**Persentajen (%) Distribuisaun Idade ba Estudante Primáriu tuir Grau no Siklu (2012)/
Percentage (%) of Age Distribution of Primary Students by Grade and Cycle (2012)**

	Primáriu/Primary																	
	Ensínu Báziku (Siklu 1)/Basic Education (Cycle 1)																	
	Grau 3 (Idade ho Tinan)/Grade 3 (Age in Years)									Grau 4 (Idade ho Tinan)/Grade 4 (Age in Years)								
	N/A	<8	8	9	10	11	12	13	>13	N/A	<9	9	10	11	12	13	14	>14
Aileu	0.91	9.51	22.29	26.32	18.06	11.43	7.44	2.16	1.87	0.18	5.34	21.58	24.46	20.56	13.85	7.25	3.30	3.48
Ainaro	1.12	18.45	27.04	22.00	15.55	8.37	4.46	1.74	1.27	0.04	14.44	26.91	23.52	17.55	9.60	4.68	1.69	1.57
Baucau	0.27	13.38	26.54	24.35	16.58	10.65	4.54	2.31	1.38	0.17	7.55	21.79	25.02	19.75	12.92	6.86	3.61	2.33
Bobonaro	0.38	8.81	24.36	26.57	19.77	11.54	5.02	2.18	1.38	0.22	7.03	19.68	29.53	20.50	12.56	5.17	3.03	2.27
Covalima	0.80	10.57	25.13	27.45	17.83	11.22	4.71	1.60	0.68	0.56	10.41	24.81	25.41	18.98	11.94	4.70	1.81	1.37
Dili	0.30	20.20	41.91	20.28	10.32	4.11	1.78	0.71	0.39	0.24	12.06	38.96	25.35	13.50	5.85	2.07	1.31	0.66
Ermera	1.21	13.29	20.31	20.96	17.18	13.36	7.51	3.78	2.39	0.53	9.54	18.74	20.18	21.07	15.61	7.11	3.91	3.31
Lautem	0.39	5.98	23.51	25.27	19.96	13.06	6.79	3.45	1.58	0.09	4.68	19.26	26.45	22.15	14.24	7.23	3.87	2.04
Liquica	0.61	8.53	21.03	24.33	18.57	14.29	7.73	2.99	1.93	0.47	4.79	15.77	23.03	20.71	19.17	8.38	4.23	3.44
Manatuto	0.67	9.22	21.94	26.60	19.01	13.35	5.38	2.40	1.44	0.00	4.37	18.07	24.80	23.10	14.13	8.55	3.34	3.64
Manufahi	0.78	14.42	25.24	26.46	15.63	10.73	4.13	1.70	0.92	1.03	9.81	23.60	25.26	20.58	10.83	5.25	1.88	1.77
Oecusse	0.77	4.64	17.03	24.00	22.91	18.60	7.89	2.70	1.46	0.39	4.22	15.77	24.31	25.18	18.00	7.33	3.49	1.31
Viqueque	0.53	9.57	27.29	26.28	16.00	11.76	5.57	1.75	1.24	0.17	6.79	22.45	24.81	21.10	13.48	6.17	2.43	2.60
Nasionál/ National	0.63	12.45	26.74	23.91	16.64	10.89	5.23	2.19	1.33	0.30	8.48	23.93	24.69	19.50	12.44	5.73	2.80	2.13

Dadus ne'ebé apresenta iha leten foti hosi EMIS ho data 9 Agostu 2013/EMIS data as of 9th August, 2013.
Malahuk hatudu idade ofisiál ba klase/Shading indicates the official age for the grade.

Tabela/Table 10 (Pájina 3 hosi 3/Page 3 of 3)

**Persentajen (%) Distribuisaun Idade ba Estudante Primáriu tuir Grau no Siklu (2012)/
Percentage (%) of Age Distribution of Primary Students by Grade and Cycle (2012)**

	Primáriu/Primary																	
	Ensínu Báziku (Siklu 2)/Basic Education (Cycle 2)																	
	Grau 5 (Idade ho Tinan)/Grade 5 (Age in Years)									Grau 6 (Idade ho Tinan)/Grade 6 (Age in Years)								
	N/A	<10	10	11	12	13	14	15	>15	N/A	<11	11	12	13	14	15	16	>16
Aileu	0.35	4.47	16.70	20.27	22.92	14.95	10.06	5.94	4.33	0.16	3.69	11.39	22.38	22.95	16.80	9.43	7.62	5.57
Ainaro	0.15	11.85	25.15	23.29	20.98	8.73	5.17	2.76	1.91	0.22	12.26	20.78	24.52	18.36	11.38	5.17	3.90	3.41
Baucau	0.22	6.00	21.33	23.52	21.90	12.98	7.19	4.08	2.78	0.10	6.65	19.85	23.86	21.32	14.18	7.82	3.94	2.28
Bobonaro	0.32	5.91	19.55	24.50	22.03	14.09	7.70	3.19	2.71	0.29	6.46	15.24	25.33	21.27	15.53	8.54	3.57	3.76
Covalima	0.42	6.66	20.33	23.97	27.98	11.28	4.99	2.70	1.66	0.11	5.91	13.47	29.80	23.23	15.73	7.62	2.59	1.55
Dili	0.20	10.84	37.74	24.55	13.99	6.88	3.61	1.22	0.97	0.18	11.85	33.74	24.86	15.30	7.74	3.57	1.74	1.02
Ermera	0.46	8.31	14.41	21.29	24.18	14.17	8.61	4.86	3.72	0.43	5.67	14.64	23.36	20.42	15.77	9.50	5.85	4.36
Lautem	0.14	3.37	17.51	22.89	22.39	16.01	9.53	4.97	3.19	0.24	3.60	14.04	26.08	22.36	16.87	9.26	4.48	3.07
Liquica	0.39	5.12	14.50	19.39	24.56	16.19	9.89	5.17	4.78	0.07	3.17	8.88	25.23	25.58	16.28	10.99	5.50	4.30
Manatuto	0.14	4.80	18.11	21.40	23.84	14.10	8.45	4.58	4.58	0.37	5.94	14.25	20.64	21.83	15.53	9.68	5.66	6.12
Manufahi	0.50	10.43	22.24	26.42	20.30	9.49	5.43	2.87	2.31	0.31	10.70	19.80	26.61	18.35	13.76	5.05	2.68	2.75
Oecusse	0.27	3.98	14.05	21.94	27.44	16.04	9.21	4.17	2.92	0.25	3.90	10.77	24.09	23.75	16.88	9.16	6.28	4.92
Viqueque	0.40	5.94	18.66	25.65	21.81	13.33	7.35	3.35	3.51	0.18	4.68	16.34	25.84	21.34	15.60	8.35	4.22	3.44
Nasionál/ National	0.30	7.32	22.10	23.27	21.51	12.23	6.99	3.52	2.76	0.22	7.19	18.86	24.88	20.39	13.86	7.46	4.04	3.11

Dadus ne'ebé apresenta iha leten foti hosi EMIS ho data 9 Agostu 2013/EMIS data as of 9th August, 2013.
Malahuk hatudu idade ofisiál ba klase/Shading indicates the official age for the grade.

Tabela/Table 11

**Persentajen (%) Distribuisaun Idade ba Estudante Pre-Sekundáriu tuir Grau no Siklu (2012)/
Percentage (%) of Age Distribution of Pre-Secondary Students by Grade and Cycle (2012)**

	Pre-Sekundáriu/Pre-Secondary																											
	Ensinu Báziku (Siklu 3)/Basic Education (Cycle 3)																											
	Grau 7 (Idade ho Tinan)/Grade 7 (Age in Years)									Grau 8 (Idade ho Tinan)/Grade 8 (Age in Years)									Grau 9 (Idade ho Tinan)/Grade 9 (Age in Years)									
	N/A	<12	12	13	14	15	16	17	>17	N/A	<13	13	14	15	16	17	18	>18	N/A	<14	14	15	16	17	18	19	>19	
Aileu	0.19	2.20	11.88	20.79	23.18	17.34	13.41	5.84	5.17	0.11	3.04	12.80	19.74	18.98	18.55	14.21	6.40	6.18	0.00	2.11	14.15	19.65	21.99	19.18	10.88	7.25	4.80	
Ainaro	0.67	5.81	23.08	22.04	19.58	10.13	8.71	4.91	5.06	0.45	10.13	20.16	23.84	18.91	11.38	6.63	3.85	4.66	0.45	10.29	21.48	18.77	16.16	12.18	10.02	6.14	4.51	
Baucau	0.11	3.83	18.67	23.34	20.90	15.59	9.67	4.29	3.61	0.08	4.80	19.43	21.49	20.19	15.09	9.18	5.98	3.77	0.00	4.76	18.17	21.72	21.85	15.12	9.57	4.85	3.97	
Bobonaro	0.29	3.27	15.97	22.80	20.45	16.60	9.99	6.03	4.60	0.00	3.17	12.93	20.94	22.56	17.59	11.56	7.02	4.23	0.20	3.29	13.48	18.04	21.53	19.11	13.68	7.11	3.55	
Covalima	0.79	2.76	14.05	27.86	25.02	16.89	7.89	3.00	1.74	0.22	3.95	18.73	27.36	23.92	13.39	7.68	3.07	1.68	0.29	5.50	16.49	27.77	22.34	17.27	6.64	2.07	1.64	
Dili	0.18	6.43	28.79	25.80	17.86	10.24	5.88	3.01	1.81	0.04	7.03	29.01	24.09	18.31	10.95	5.47	3.09	2.01	0.15	7.15	24.58	25.84	18.56	11.86	6.92	2.86	2.08	
Ermera	0.24	3.06	13.09	20.11	21.44	16.09	14.04	6.92	5.01	0.27	4.81	12.49	19.11	21.36	19.01	11.48	6.89	4.59	0.58	4.39	10.18	18.89	24.04	16.67	12.63	7.84	4.80	
Lautem	0.17	1.23	14.22	21.58	24.76	19.19	9.70	5.41	3.74	0.25	2.70	12.26	22.00	24.04	18.97	11.86	4.01	3.92	0.00	2.93	12.44	24.16	23.52	16.87	10.29	5.43	4.36	
Liquica	0.20	2.16	13.14	17.45	24.12	18.92	11.37	5.78	6.86	0.00	2.64	11.46	19.69	22.62	18.02	12.24	7.35	5.97	0.10	2.36	9.25	20.25	20.66	18.29	16.03	6.78	6.27	
Manatuto	0.23	2.41	16.30	18.03	22.16	17.22	10.45	7.58	5.63	0.24	2.62	15.49	20.26	18.59	18.24	10.13	7.75	6.67	0.24	5.08	15.36	22.49	16.81	16.20	11.61	5.80	6.41	
Manufahi	0.46	6.62	19.31	22.00	20.62	14.54	8.08	5.08	3.31	0.17	7.91	19.03	21.11	20.33	13.90	9.21	5.30	3.04	0.00	8.38	15.92	22.83	19.27	14.24	7.96	5.03	6.39	
Oecusse	0.10	1.34	13.68	18.93	21.30	16.98	11.11	7.82	8.74	0.22	3.14	11.55	18.16	22.09	15.92	11.21	7.96	9.75	0.12	4.07	11.51	15.00	17.79	17.33	14.65	10.58	8.95	
Viqueque	0.60	3.08	15.22	24.94	23.43	15.82	8.94	4.35	3.62	0.20	3.11	15.75	22.77	22.24	15.88	11.45	4.50	4.10	0.20	5.03	14.97	21.16	21.84	16.33	10.14	5.31	5.03	
Nasional/ National	0.30	3.86	18.46	22.76	21.28	15.02	9.41	4.95	3.97	0.14	4.98	18.50	22.06	20.71	15.09	9.35	5.18	3.99	0.18	5.35	16.95	22.19	20.53	15.41	10.03	5.25	4.12	

Dadus ne'ebé apresenta iha leten foti hosi EMIS ho data 9 Agostu 2013/EMIS data as of 9th August, 2013.

Malahuk hatudu idade ofisiál ba klase/Shading indicates the official age for the grade.

Tabela/Table 12
Persentajen (%) Distribuisaun Idade ba Estudante Sekundáriu tuir Grau (2012)/
Percentage (%) of Age Distribution of Secondary Students by Grade (2012)

	Sekundáriu/Secondary																											
	Grau 10 (Idade ho Tinan)/Grade 10 (Age in Years)									Grau 11 (Idade ho Tinan)/Grade 11 (Age in Years)									Grau 12 (Idade ho Tinan)/Grade 12 (Age in Years)									
	N/A	<15	15	16	17	18	19	20	>20	N/A	<16	16	17	18	19	20	21	>21	N/A	<17	17	18	19	20	21	22	>22	
Aileu	0.36	2.51	10.39	16.37	19.95	18.64	15.29	8.12	8.36	0.00	1.39	7.72	18.52	20.99	21.45	14.51	9.26	6.17	0.61	1.97	7.11	17.40	21.79	18.00	14.22	11.20	7.72	
Ainaro	0.30	11.69	27.66	21.75	18.34	9.32	5.62	2.81	2.51	0.32	9.98	19.97	22.22	22.87	10.63	5.96	4.67	3.38	0.99	8.75	17.89	21.67	24.85	10.14	7.95	3.38	4.37	
Baucau	0.06	5.37	18.23	23.10	19.67	15.07	9.92	5.37	3.21	0.19	4.94	16.83	21.28	20.84	17.15	10.01	5.38	3.38	0.28	4.48	14.31	21.28	23.91	15.44	9.82	6.48	3.99	
Bobonaro	0.00	4.66	13.27	17.40	24.04	18.83	10.49	6.37	4.93	0.00	5.78	11.46	20.13	20.13	17.91	12.12	7.23	5.23	0.49	2.33	8.08	18.60	22.77	17.14	14.20	9.30	7.10	
Covalima	0.00	6.58	19.93	24.68	22.76	13.89	7.04	2.74	2.38	0.10	6.36	15.35	25.86	24.04	15.25	6.36	3.74	2.93	0.24	4.65	14.42	27.18	25.86	12.75	7.75	4.89	2.26	
Dili	0.13	5.84	18.75	21.39	20.17	15.71	9.71	4.53	3.78	0.17	5.34	16.86	21.99	19.54	16.52	10.03	5.71	3.84	0.27	4.37	14.09	22.57	22.83	15.41	10.66	5.93	3.87	
Ermera	0.00	3.03	10.91	20.51	20.61	18.08	12.73	7.58	6.57	0.12	3.21	9.99	16.17	19.98	19.50	11.77	10.58	8.68	0.25	3.51	6.89	13.78	20.80	18.55	14.91	11.40	9.90	
Lautem	0.11	2.85	11.51	20.70	22.91	18.06	12.04	5.70	6.12	0.27	2.31	9.36	19.81	25.10	17.37	12.35	6.92	6.51	0.14	2.29	9.89	13.90	23.50	20.06	14.18	9.74	6.30	
Liquica	0.00	2.74	12.54	17.79	15.85	16.53	15.62	9.24	9.69	0.15	1.65	9.47	16.99	18.65	21.65	12.48	9.62	9.32	0.15	2.21	6.33	14.87	23.71	17.82	17.82	7.81	9.28	
Manatuto	0.24	2.42	13.29	20.53	23.91	18.60	11.35	5.80	3.86	0.00	1.51	17.17	21.99	19.88	15.36	12.35	8.73	3.01	0.00	1.90	9.84	22.22	25.71	19.05	10.79	6.67	3.81	
Manufahi	0.00	7.55	16.16	19.79	20.84	15.30	10.13	5.83	4.40	0.50	7.99	15.23	21.35	16.98	16.85	9.86	5.49	5.74	0.82	6.18	16.48	20.19	18.54	15.52	9.20	6.32	6.73	
Oecusse	0.00	2.75	10.15	14.46	21.69	18.07	17.04	9.47	6.37	0.53	3.35	10.41	18.69	20.28	19.75	13.76	7.23	6.00	0.00	1.52	11.26	17.53	19.26	17.53	13.42	10.39	9.09	
Viqueque	0.12	3.75	12.65	22.13	25.29	14.87	10.77	6.56	3.86	0.25	4.17	13.97	16.67	20.47	17.40	11.40	7.60	8.09	0.17	2.93	11.70	17.56	23.06	16.87	14.29	8.26	5.16	
Nasionál/ National	0.10	5.17	16.36	20.72	20.83	16.01	10.67	5.56	4.58	0.19	4.93	14.75	20.89	20.36	17.11	10.48	6.42	4.87	0.32	3.97	12.51	20.50	22.83	16.01	11.57	7.09	5.21	

Dadus ne'ebé apresenta iha leten foti hosi EMIS ho data 9 Agostu 2013/EMIS data as of 9th August, 2013.
Malahuk hatudu idade ofisiál ba klase/Shading indicates the official age for the grade.

Tabela/Table 13 (Pájina 1 hosi 3/Page 1 of 3)

Matríkula Brutu: Númeru Estudante La Haree ba Idade; Populasaun Labarik ho Idade Eskola; no TIB (%) iha Eskola Primária, Pre-Sekundária no Sekundária (2012)/

Gross Enrolment: Number of Students Regardless of Age; Population of School Age Children; and GER (%) in Primary, Pre-Secondary and Secondary Schools (2012)

Númeru Estudante Matrikuladu iha Eskola Primária, Pre-Sekundáriu no Sekundáriu la Haree ba Idade/ Number of Students Enrolled in Primary, Pre-Secondary and Secondary Schools Regardless of Age																		
	Primáriu/Primary									Pre-Sekundáriu/ Pre-Secondary			Primáriu no Pre-Sekundáriu/ Primary and Pre-Secondary			Sekundáriu/ Secondary		
	Siklu 1/Cycle 1			Siklu 2/Cycle 2			Siklu 1 no 2/Cycle 1 and 2			Siklu 3/Cycle 3								
	F/G	M/B	T	F/G	M/B	T	F/G	M/B	T	F/G	M/B	T	F/G	M/B	T	F/G	M/B	T
Aileu	3,764	4,315	8,079	1,275	1,376	2,651	5,039	5,691	10,730	1,438	1,383	2,821	6,477	7,074	13,551	1,113	1,033	2,146
Ainaro	5,567	6,216	11,783	1,863	1,948	3,811	7,430	8,164	15,594	1,723	1,844	3,567	9,153	10,008	19,161	943	857	1,800
Baucau	9,534	10,737	20,271	3,323	3,444	6,767	12,857	14,181	27,038	3,912	3,930	7,842	16,769	18,111	34,880	2,361	2,447	4,808
Bobonaro	8,305	8,767	17,072	2,266	2,313	4,579	10,571	11,080	21,651	2,447	2,394	4,841	13,018	13,474	26,492	1,435	1,396	2,831
Covalima	5,493	6,019	11,512	1,878	1,857	3,735	7,371	7,876	15,247	2,063	1,972	4,035	9,434	9,848	19,282	1,434	1,489	2,923
Dili	14,275	15,884	30,159	5,327	5,472	10,799	19,602	21,356	40,958	6,815	6,763	13,578	26,417	28,119	54,536	9,458	9,633	19,091
Ermera	10,937	11,953	22,890	3,158	3,369	6,527	14,095	15,322	29,417	2,664	3,013	5,677	16,759	18,335	35,094	1,233	1,396	2,629
Lautem	5,824	6,470	12,294	1,958	1,930	3,888	7,782	8,400	16,182	2,196	2,219	4,415	9,978	10,619	20,597	1,194	1,188	2,382
Liquica	5,094	5,747	10,841	1,511	1,687	3,198	6,605	7,434	14,039	1,473	1,541	3,014	8,078	8,975	17,053	1,086	1,135	2,221
Manatuto	3,929	4,439	8,368	1,252	1,240	2,492	5,181	5,679	10,860	1,239	1,298	2,537	6,420	6,977	13,397	527	534	1,061
Manufahi	3,816	4,264	8,080	1,481	1,428	2,909	5,297	5,692	10,989	1,710	1,696	3,406	7,007	7,388	14,395	1,364	1,211	2,575
Oecusse	5,632	5,866	11,498	1,378	1,310	2,688	7,010	7,176	14,186	1,363	1,361	2,724	8,373	8,537	16,910	763	847	1,610
Viqueque	6,234	7,258	13,492	2,340	2,315	4,655	8,574	9,573	18,147	2,315	2,322	4,637	10,889	11,895	22,784	1,141	1,110	2,251
Nasionál/ National	88,404	97,935	186,339	29,010	29,689	58,699	117,414	127,624	245,038	31,358	31,736	63,094	148,772	159,360	308,132	24,052	24,276	48,328

Dadus ne'ebé apresenta iha leten foti hosi EMIS ho data 9 Agostu 2013/EMIS data as of 9th August, 2013.

F/G: Labarik Feto/Girls, M/B: Labarik Mane/Boys, T:Total/Total

Tabela/Table 13 (Pájina 2 hosi 3/Page 2 of 3)

Matríkula Brutu: Númeru Estudante La Haree ba Idade; Populasaun Labarik ho Idade Eskola; no TIB (%) iha Eskola Primária, Pre-Sekundária no Sekundária (2012)/

Gross Enrolment: Number of Students Regardless of Age; Population of School Age Children; and GER (%) in Primary, Pre-Secondary and Secondary Schools (2012)

Populasaun Idade eskola ofisiál ba nivel Primária, Pre-Sekundáriu no Sekundáriu/ Population of the Official Primary, Pre-Secondary and Secondary School Age Children																		
	Primáriu/Primary									Pre-Sekundáriu/ Pre-Secondary			Primáriu no Pre-Sekundáriu/ Primary and Pre-Secondary			Sekundáriu/ Secondary		
	Siklu 1/Cycle 1			Siklu 2/Cycle 2			Siklu 1 no 2/Cycle 1 and 2			Siklu 3/Cycle 3								
	F/G	M/B	T	F/G	M/B	T	F/G	M/B	T	F/G	M/B	T	F/G	M/B	T	F/G	M/B	T
Aileu	2,655	2,834	5,489	1,273	1,389	2,662	3,928	4,223	8,151	1,837	2,018	3,855	5,765	6,241	12,006	1,735	1,884	3,619
Ainaro	3,779	4,035	7,814	1,778	1,911	3,689	5,557	5,946	11,503	2,453	2,666	5,119	8,010	8,612	16,622	2,079	2,312	4,391
Baucau	6,315	6,831	13,146	3,044	3,328	6,372	9,359	10,159	19,518	4,377	4,814	9,191	13,736	14,973	28,709	4,063	4,478	8,541
Bobonaro	5,508	5,838	11,346	2,438	2,615	5,053	7,946	8,453	16,399	3,310	3,550	6,860	11,256	12,003	23,259	3,013	3,168	6,181
Covalima	3,502	3,714	7,216	1,705	1,837	3,542	5,207	5,551	10,758	2,433	2,643	5,076	7,640	8,194	15,834	2,224	2,410	4,634
Dili	11,674	12,744	24,418	4,807	5,299	10,106	16,481	18,043	34,524	6,952	7,478	14,430	23,433	25,521	48,954	7,937	8,055	15,992
Ermera	7,154	7,236	14,390	3,465	3,572	7,037	10,619	10,808	21,427	4,947	5,205	10,152	15,566	16,013	31,579	4,418	4,739	9,157
Lautem	3,829	4,201	8,030	1,849	2,048	3,897	5,678	6,249	11,927	2,569	2,729	5,298	8,247	8,978	17,225	2,189	2,007	4,196
Liquica	3,580	3,821	7,401	1,647	1,801	3,448	5,227	5,622	10,849	2,360	2,586	4,946	7,587	8,208	15,795	2,273	2,432	4,705
Manatuto	2,595	2,676	5,271	1,199	1,275	2,474	3,794	3,951	7,745	1,621	1,792	3,413	5,415	5,743	11,158	1,365	1,596	2,961
Manufahi	2,884	3,062	5,946	1,341	1,516	2,857	4,225	4,578	8,803	1,904	2,186	4,090	6,129	6,764	12,893	1,794	1,962	3,756
Oecusse	3,943	4,208	8,151	1,710	1,817	3,527	5,653	6,025	11,678	2,263	2,370	4,633	7,916	8,395	16,311	1,934	1,956	3,890
Viqueque	4,237	4,694	8,931	1,980	2,198	4,178	6,217	6,892	13,109	2,714	2,956	5,670	8,931	9,848	18,779	2,327	2,397	4,724
Nasionál/ National	61,655	65,894	127,549	28,236	30,606	58,842	89,891	96,500	186,391	39,740	42,993	82,733	129,631	139,493	269,124	37,351	39,396	76,747

Dadus ne'ebé apresenta iha leten foti hosi EMIS ho data 9 Agostu 2013/EMIS data as of 9th August, 2013.

F/G: Labarik Feto/Girls, M/B: Labarik Mane/Boys, T:Totál/Total

Tabela/Table 13 (Pájina 3 hosi 3/Page 3 of 3)

Matríkula Brutu: Númeru Estudante La Haree ba Idade; Populasaun Labarik ho Idade Eskola; no TIB (%) iha Eskola Primária, Pre-Sekundária no Sekundária (2012)/

Gross Enrolment: Number of Students Regardless of Age; Population of School Age Children; and GER (%) in Primary, Pre-Secondary and Secondary Schools (2012)

Taxa Inskrisaun Brutu (TIB) ba Feto no Mane (%) iha nivel Primária, Pre-Sekundáriu no Sekundáriu/ Gross Enrollment Rate (GER) of Primary, Pre-Secondary and Secondary Girls and Boys (%)																		
	Primáriu/Primary									Pre-Sekundáriu/ Pre-Secondary			Primáriu no Pre-Sekundáriu/ Primary and Pre-Secondary			Sekundáriu/ Secondary		
	Siklu 1/Cycle 1			Siklu 2/Cycle 2			Siklu 1 no 2/Cycle 1 and 2			Siklu 3/Cycle 3								
	F/G	M/B	T	F/G	M/B	T	F/G	M/B	T	F/G	M/B	T	F/G	M/B	T	F/G	M/B	T
Aileu	141.77%	152.26%	147.19%	99.06%	99.59%	128.28%	131.64%	78.28%	68.53%	64.15%	54.83%	59.30%	112.35%	113.35%	112.87%	64.15%	54.83%	59.30%
Ainara	147.31%	154.05%	150.79%	101.94%	103.31%	133.71%	135.56%	70.24%	69.17%	45.36%	37.07%	40.99%	114.27%	116.21%	115.27%	45.36%	37.07%	40.99%
Baucau	150.97%	157.18%	154.20%	103.49%	106.20%	137.38%	138.53%	89.38%	81.64%	58.11%	54.64%	56.29%	122.08%	120.96%	121.50%	58.11%	54.64%	56.29%
Bobonaro	150.78%	150.17%	150.47%	88.45%	90.62%	133.04%	132.03%	73.93%	67.44%	47.63%	44.07%	45.80%	115.65%	112.26%	113.90%	47.63%	44.07%	45.80%
Cova Lima	156.85%	162.06%	159.53%	101.09%	105.45%	141.56%	141.73%	84.79%	74.61%	64.48%	61.78%	63.08%	123.48%	120.19%	121.78%	64.48%	61.78%	63.08%
Dili	122.28%	124.64%	123.51%	103.26%	106.86%	118.94%	118.64%	98.03%	90.44%	119.16%	119.59%	119.38%	112.73%	110.18%	111.40%	119.16%	119.59%	119.38%
Ermera	152.88%	165.19%	159.07%	94.32%	92.75%	132.73%	137.29%	53.85%	57.89%	27.91%	29.46%	28.71%	107.66%	114.50%	111.13%	27.91%	29.46%	28.71%
Lautem	152.10%	154.01%	153.10%	94.24%	99.77%	137.06%	135.68%	85.48%	81.31%	54.55%	59.19%	56.77%	120.99%	118.28%	119.58%	54.55%	59.19%	56.77%
Liquica	142.29%	150.41%	146.48%	93.67%	92.75%	126.36%	129.40%	62.42%	59.59%	47.78%	46.67%	47.21%	106.47%	109.34%	107.96%	47.78%	46.67%	47.21%
Manatuto	151.41%	165.88%	158.76%	97.25%	100.73%	136.56%	140.22%	76.43%	72.43%	38.61%	33.46%	35.83%	118.56%	121.49%	120.07%	38.61%	33.46%	35.83%
Manufahi	132.32%	139.26%	135.89%	94.20%	101.82%	125.37%	124.83%	89.81%	77.58%	76.03%	61.72%	68.56%	114.33%	109.23%	111.65%	76.03%	61.72%	68.56%
Oecusse	142.84%	139.40%	141.06%	72.10%	76.21%	124.00%	121.48%	60.23%	57.43%	39.45%	43.30%	41.39%	105.77%	101.69%	103.67%	39.45%	43.30%	41.39%
Viqueque	147.13%	154.62%	151.07%	105.32%	111.42%	137.91%	138.43%	85.30%	78.55%	49.03%	46.31%	47.65%	121.92%	120.79%	121.33%	49.03%	46.31%	47.65%
Nasional/ National	143.38%	148.63%	146.09%	97.00%	99.76%	130.62%	131.46%	78.91%	73.82%	64.39%	61.62%	62.97%	114.77%	114.24%	114.49%	64.39%	61.62%	62.97%

Dados ne'ebé apresenta iha leten foti hosi EMIS ho data 9 Agostu 2013/EMIS data as of 9th August, 2013.

F/G: Labarik Feto/Girls, M/B: Labarik Mane/Boys, T:Total/Total

Tabela/Table 14 (Pájina 1 hosi 3/Page 1 of 3)

Matríkula Líkidu: Númeru Estudante ba Idade Nivel Eskola Ofisiál; Populasaun Labarik ho Idade Eskola; no TIL (%) iha Eskola Primária, Pre-Sekundária no Sekundária (2012)/

Net Enrolment: Number of Students of Official School Level Age; Population of School Age Children; and NER (%) in Primary, Pre-Secondary and Secondary Schools (2012)

Númeru Estudante ba Idade oficial Nivel Eskola Primária, Pre-Sekundáriu no Sekundáriu Matrikuladu iha eskola Primária no Pre-Sekundáriu/ Number of Students of the Official Primary, Pre-Secondary and Secondary School Age in Primary and Pre-Secondary Schools																		
	Primáriu/Primary									Pre-Sekundáriu/ Pre-Secondary			Primáriu no Pre-Sekundáriu/ Primary and Pre-Secondary			Sekundáriu/ Secondary		
	Siklu 1/Cycle 1			Siklu 2/Cycle 2			Siklu 1 no 2/Cycle 1 and 2			Siklu 3/Cycle 3								
	F/G	M/B	T	F/G	M/B	T	F/G	M/B	T	F/G	M/B	T	F/G	M/B	T	F/G	M/B	T
Aileu	2,343	2,490	4,833	385	317	702	3,523	3,767	7,290	565	483	1,048	5,068	5,473	10,541	373	253	626
Ainaro	3,624	3,831	7,455	793	734	1,527	5,515	5,845	11,360	957	860	1,817	7,568	8,087	15,655	521	388	909
Baucau	6,024	6,355	12,379	1,348	1,105	2,453	9,212	9,725	18,937	1,871	1,652	3,523	13,287	14,153	27,440	1,067	979	2,046
Bobonaro	4,993	5,173	10,166	817	723	1,540	7,573	7,814	15,387	1,030	847	1,877	10,275	10,546	20,821	565	454	1,019
Covalima	3,518	3,718	7,236	683	497	1,180	5,342	5,494	10,836	979	860	1,839	7,594	7,928	15,522	728	630	1,358
Dili	10,379	11,064	21,443	3,102	2,734	5,836	15,617	16,509	32,126	3,970	3,390	7,360	21,757	22,752	44,509	4,277	3,547	7,824
Ermera	6,234	6,529	12,763	940	916	1,856	9,674	10,216	19,890	1,074	996	2,070	13,474	14,430	27,904	470	369	839
Lautem	3,736	3,833	7,569	683	495	1,178	5,604	5,807	11,411	952	799	1,751	8,000	8,363	16,363	455	380	835
Liquica	2,989	3,229	6,218	385	374	759	4,538	4,908	9,446	540	476	1,016	6,423	7,065	13,488	350	296	646
Manatuto	2,498	2,574	5,072	433	334	767	3,773	3,931	7,704	526	455	981	5,173	5,494	10,667	242	169	411
Manufahi	2,512	2,610	5,122	655	504	1,159	3,952	4,070	8,022	842	740	1,582	5,653	5,895	11,548	620	488	1,108
Oecusse	3,316	3,302	6,618	409	302	711	5,137	5,068	10,205	511	440	951	6,881	6,914	13,795	264	245	509
Viqueque	4,002	4,395	8,397	865	673	1,538	6,124	6,675	12,799	1,064	909	1,973	8,773	9,501	18,274	497	381	878
Nasionál/ National	56,168	59,103	115,271	11,498	9,708	21,206	85,584	89,829	175,413	14,881	12,907	27,788	119,926	126,601	246,527	10,429	8,579	19,008

Dados ne'ebé apresenta iha leten foti hosi EMIS ho data 9 Agostu 2013/EMIS data as of 9th August, 2013.

F/G: Labarik Feto/Girls, M/B: Labarik Mane/Boys, T:Total/Total

Tabela/Table 14 (Pájina 2 hosi 3/Page 2 of 3)

Matríkula Líkidu: Númeru Estudante ba Idade Nivel Eskola Ofisiál; Populasaun Labarik ho Idade Eskola; no TIL (%) iha Eskola Primária, Pre-Sekundária no Sekundária (2012)/

Net Enrolment: Number of Students of Official School Level Age; Population of School Age Children; and NER (%) in Primary, Pre-Secondary and Secondary Schools (2012)

Populasaun Idade eskola ofisiál ba nivel Primária, Pre-Sekundáriu no Sekundáriu/ Population of the Official Primary, Pre-Secondary and Secondary School Age Children																		
	Primáriu/Primary									Pre-Sekundáriu/ Pre-Secondary			Primáriu no Pre-Sekundáriu/ Primary and Pre-Secondary			Sekundáriu/ Secondary		
	Siklu 1/Cycle 1			Siklu 2/Cycle 2			Siklu 1 no 2/Cycle 1 and 2			Siklu 3/Cycle 3								
	F/G	M/B	T	F/G	M/B	T	F/G	M/B	T	F/G	M/B	T	F/G	M/B	T	F/G	M/B	T
Aileu	2655	2834	5489	1273	1389	2662	3928	4223	8151	1837	2018	3855	5765	6241	12006	1,735	1,884	3,619
Ainaro	3779	4035	7814	1778	1911	3689	5557	5946	11503	2453	2666	5119	8010	8612	16622	2,079	2,312	4,391
Baucau	6315	6831	13146	3044	3328	6372	9359	10159	19518	4377	4814	9191	13736	14973	28709	4,063	4,478	8,541
Bobonaro	5508	5838	11346	2438	2615	5053	7946	8453	16399	3310	3550	6860	11256	12003	23259	3,013	3,168	6,181
Covalima	3502	3714	7216	1705	1837	3542	5207	5551	10758	2433	2643	5076	7640	8194	15834	2,224	2,410	4,634
Dili	11674	12744	24418	4807	5299	10106	16481	18043	34524	6952	7478	14430	23433	25521	48954	7,937	8,055	15,992
Ermera	7154	7236	14390	3465	3572	7037	10619	10808	21427	4947	5205	10152	15566	16013	31579	4,418	4,739	9,157
Lautem	3829	4201	8030	1849	2048	3897	5678	6249	11927	2569	2729	5298	8247	8978	17225	2,189	2,007	4,196
Liquica	3580	3821	7401	1647	1801	3448	5227	5622	10849	2360	2586	4946	7587	8208	15795	2,273	2,432	4,705
Manatuto	2595	2676	5271	1199	1275	2474	3794	3951	7745	1621	1792	3413	5415	5743	11158	1,365	1,596	2,961
Manufahi	2884	3062	5946	1341	1516	2857	4225	4578	8803	1904	2186	4090	6129	6764	12893	1,794	1,962	3,756
Oecusse	3943	4208	8151	1710	1817	3527	5653	6025	11678	2263	2370	4633	7916	8395	16311	1,934	1,956	3,890
Viqueque	4237	4694	8931	1980	2198	4178	6217	6892	13109	2714	2956	5670	8931	9848	18779	2,327	2,397	4,724
Nasionál/ National	61655	65894	127549	28236	30606	58842	89891	96500	186391	39740	42993	82733	129631	139493	269124	37,351	39,396	76,747

Dadus ne'ebé apresenta iha leten foti hosi EMIS ho data 9 Agostu 2013/EMIS data as of 9th August, 2013.

F/G: Labarik Feto/Girls, M/B: Labarik Mane/Boys, T:Totál/Total

Tabela/Table 14 (Pájina 3 hosi 3/Page 3 of 3)

Matríkula Líkidu: Númeru Estudante ba Idade Nivel Eskola Ofisiál; Populasaun Labarik ho Idade Eskola; no TIL (%) iha Eskola Primária, Pre-Sekundária no Sekundária (2012)/

Net Enrolment: Number of Students of Official School Level Age; Population of School Age Children; and NER (%) in Primary, Pre-Secondary and Secondary Schools (2012)

Taxa Inskrisaun Likidu (TIL) ba Feto no Mane (%) iha nivel Primária, Pre-Sekundáriu no Sekundáriu/ Net Enrollment Rate (NER) of Primary, Pre-Secondary and Secondary Girls and Boys (%)																		
	Primáriu/Primary									Pre-Sekundáriu/ Pre-Secondary			Primáriu no Pre-Sekundáriu/ Primary and Pre-Secondary			Sekundáriu/ Secondary		
	Siklu 1/Cycle 1			Siklu 2/Cycle 2			Siklu 1 no 2/Cycle 1 and 2			Siklu 3/Cycle 3								
	F/G	M/B	T	F/G	M/B	T	F/G	M/B	T	F/G	M/B	T	F/G	M/B	T	F/G	M/B	T
Aileu	88.25%	87.86%	88.05%	30.24%	22.82%	26.37%	89.69%	89.20%	89.44%	30.76%	23.93%	27.19%	87.91%	87.69%	87.80%	21.50%	13.43%	17.30%
Ainaro	95.90%	94.94%	95.41%	44.60%	38.41%	41.39%	99.24%	98.30%	98.76%	39.01%	32.26%	35.50%	94.48%	93.90%	94.18%	25.06%	16.78%	20.70%
Baucau	95.39%	93.03%	94.17%	44.28%	33.20%	38.50%	98.43%	95.73%	97.02%	42.75%	34.32%	38.33%	96.73%	94.52%	95.58%	26.26%	21.86%	23.96%
Bobonaro	90.65%	88.61%	89.60%	33.51%	27.65%	30.48%	95.31%	92.44%	93.83%	31.12%	23.86%	27.36%	91.28%	87.86%	89.52%	18.75%	14.33%	16.49%
Covalima	100.46%	100.11%	100.28%	40.06%	27.05%	33.31%	102.59%	98.97%	100.73%	40.24%	32.54%	36.23%	99.40%	96.75%	98.03%	32.73%	26.14%	29.31%
Dili	88.91%	86.82%	87.82%	64.53%	51.59%	57.75%	94.76%	91.50%	93.05%	57.11%	45.33%	51.00%	92.85%	89.15%	90.92%	53.89%	44.03%	48.92%
Ermera	87.14%	90.23%	88.69%	27.13%	25.64%	26.37%	91.10%	94.52%	92.83%	21.71%	19.14%	20.39%	86.56%	90.11%	88.36%	10.64%	7.79%	9.16%
Lautem	97.57%	91.24%	94.26%	36.94%	24.17%	30.23%	98.70%	92.93%	95.67%	37.06%	29.28%	33.05%	97.00%	93.15%	95.00%	20.79%	18.93%	19.90%
Liquica	83.49%	84.51%	84.02%	23.38%	20.77%	22.01%	86.82%	87.30%	87.07%	22.88%	18.41%	20.54%	84.66%	86.07%	85.39%	15.40%	12.17%	13.73%
Manatuto	96.26%	96.19%	96.22%	36.11%	26.20%	31.00%	99.45%	99.49%	99.47%	32.45%	25.39%	28.74%	95.53%	95.66%	95.60%	17.73%	10.59%	13.88%
Manufahi	87.10%	85.24%	86.14%	48.84%	33.25%	40.57%	93.54%	88.90%	91.13%	44.22%	33.85%	38.68%	92.23%	87.15%	89.57%	34.56%	24.87%	29.50%
Oecusse	84.10%	78.47%	81.19%	23.92%	16.62%	20.16%	90.87%	84.12%	87.39%	22.58%	18.57%	20.53%	86.93%	82.36%	84.57%	13.65%	12.53%	13.08%
Viqueque	94.45%	93.63%	94.02%	43.69%	30.62%	36.81%	98.50%	96.85%	97.64%	39.20%	30.75%	34.80%	98.23%	96.48%	97.31%	21.36%	15.89%	18.59%
Nasional/ National	91.10%	89.69%	90.37%	40.72%	31.72%	36.04%	95.21%	93.09%	94.11%	37.45%	30.02%	33.59%	92.51%	90.76%	91.60%	27.92%	21.78%	24.77%

Dados ne'ebé apresenta iha leten foti hosi EMIS ho data 9 Agostu 2013/EMIS data as of 9th August, 2013.

F/G: Labarik Feto/Girls, M/B: Labarik Mane/Boys, T:Total/Total

Tabela/Table 15

Persentajen hosi Ofisiál Labarik sira ho Idade Eskola Primária, Pre-Sekundária no Sekundária iha Eskola no Taxa hosi Labarik sira Abandona Eskola (%) (2012)/
Percentage of the Official Primary, Pre-Secondary and Secondary School Age Children in School and Rate of Out-of-School Children (OOSC) (%) (2012)

Taxa Labarik Sai Husi Sistema (LSHS) ba Labarik Idade Eskola Primaria, Pre-Sekundáriu no Sekundáriu Ofisiál (2012)/ Rate of Out-of-School Children (OOSC) of the Official Primary, Pre-Secondary and Secondary School Age Children (2012)																		
Labarik idade (6–11) official Eskola Primaria/ Official Primary School Age (6-11) Children							Labarik idade (12-14) official Eskola Pre-Sekundáriu/ Official Pre-Secondary School Age (12-14) Children						Labarik idade (15-17) official Eskola Sekundáriu/ Official Secondary School Age (15-17) Children					
Ajustado Taxa Inskrisaun Likidu/ Adjusted Net Enrollment Rate				Taxa LSHS/ Rate of OOSC			Persentajen Labarik sira iha Eskola/ Percentage of Children in School			Taxa LSHS/ Rate of OOSC			Persentajen Labarik sira iha Eskola/ Percentage of Children in School			Taxa LSHS/ Rate of OOSC		
F/G		M/B	T	F/G	M/B	T	F/G	M/B	T	F/G	M/B	T	F/G	M/B	T	F/G	M/B	T
Aileu	90.07%	89.44%	89.74%	9.93%	10.56%	10.26%	84.16%	84.49%	84.33%	15.84%	15.51%	15.67%	71.53%	64.60%	67.92%	28.47%	35.40%	32.08%
Ainaro	100.11%	98.94%	99.50%	0.00%	1.06%	0.50%	83.73%	84.06%	83.90%	16.27%	15.94%	16.10%	59.40%	54.80%	56.98%	40.60%	45.20%	43.02%
Baucau	99.13%	96.16%	97.59%	0.87%	3.84%	2.41%	93.01%	91.94%	92.45%	6.99%	8.06%	7.55%	73.91%	71.62%	72.71%	26.09%	28.38%	27.29%
Bobonaro	95.75%	92.70%	94.18%	4.25%	7.30%	5.82%	81.72%	77.07%	79.31%	18.28%	22.93%	20.69%	63.33%	59.88%	61.56%	36.67%	40.12%	38.44%
Covalima	103.07%	99.17%	101.06%	0.00%	0.83%	0.00%	93.22%	93.23%	93.22%	6.78%	6.77%	6.78%	81.25%	73.86%	77.41%	18.75%	26.14%	22.59%
Dili	95.84%	92.17%	93.92%	4.16%	7.83%	6.08%	89.31%	84.07%	86.60%	10.69%	15.93%	13.40%	85.61%	80.98%	83.28%	14.39%	19.02%	16.72%
Ermera	91.52%	94.75%	93.15%	8.48%	5.25%	6.85%	76.33%	80.79%	78.62%	23.67%	19.21%	21.38%	48.17%	51.97%	50.14%	51.83%	48.03%	49.86%
Lautem	98.98%	93.05%	95.87%	1.02%	6.95%	4.13%	93.23%	93.95%	93.60%	6.77%	6.05%	6.40%	76.66%	91.38%	83.70%	23.34%	8.62%	16.30%
Liquica	87.11%	87.42%	87.27%	12.89%	12.58%	12.73%	79.87%	83.64%	81.84%	20.13%	16.36%	18.16%	55.96%	56.17%	56.07%	44.04%	43.83%	43.93%
Manatuto	99.79%	99.75%	99.77%	0.21%	0.25%	0.23%	85.81%	87.00%	86.43%	14.19%	13.00%	13.57%	71.21%	61.90%	66.19%	28.79%	38.10%	33.81%
Manufahi	94.93%	89.67%	92.20%	5.07%	10.33%	7.80%	88.92%	83.53%	86.04%	11.08%	16.47%	13.96%	76.98%	68.55%	72.58%	23.02%	31.45%	27.42%
Oecusse	91.03%	84.18%	87.50%	8.97%	15.82%	12.50%	77.20%	78.02%	77.62%	22.80%	21.98%	22.38%	53.31%	53.68%	53.50%	46.69%	46.32%	46.50%
Viqueque	99.03%	97.16%	98.05%	0.97%	2.84%	1.95%	97.35%	95.23%	96.24%	2.65%	4.77%	3.76%	74.47%	74.55%	74.51%	25.53%	25.45%	25.49%
Nasionál/ National	95.83%	93.46%	94.60%	4.17%	6.54%	5.40%	86.52%	85.69%	86.09%	13.48%	14.31%	13.91%	70.10%	67.83%	68.94%	29.90%	32.17%	31.06%

Dados ne'ebé apresenta iha leten foti hosi EMIS ho data 9 Agostu 2013/EMIS data as of 9th August, 2013.

F/G: Labarik Feto/Girls, M/B: Labarik Mane/Boys, T:Total/Total

Taxa LSHS iha distritu ka nivel ensinu balu hatudu porsentu 0,00 iha gráfiu no Tabela sira iha relatóriu ida-ne'e. Maibé, iha realidade, labarik balu sai hosi sistema bele eziste iha área hirak-ne'e ohin-loron. Ida-ne'e mak tanba kalkulasaun taxa LSHS mak bazeia ba projesaun populasaun hosi sensus 2010 no la'ós hosi populasaun atuál iha 2012. Labarik sira iha eskola karik abandona ona eskola ka labarik sai hosi sistema balu bele muda ba área hirak-ne'e hafoin liutiha dados EMIS nian mak rekolle. OOSC rates in some districts or education levels show 0.00 per cent in the graphs and tables in this report. However, in reality, some children out of school may exist in these areas as of today. This is because the OOSC rate calculation is based on the population projection of the 2010 census results and not the actual number of the population in 2012. Children in the school also might have already dropped out from school or children out of school might have moved to these areas after the 2012 EMIS data was collected.

Tabela/Table 16

**Taxa Matrikula Líkida (TML) ba Feto no Mane Primáriu (%) no Índise Paridade Jéneru (IPJ) (%) (2012)/
Net Intake Rate (NIR) of Primary Girls and Boys (%) and Gender Parity Index (GPI) (%) (2012)**

	Numeru Idade oficial partisipante foun iha nivel eskola prmaria/ Number of New Entrants with Official Primary School Entrance Age			Populasaun Idade eskola Prim ária ofisiál/ Population of the Official Primary School Entrance Age			TML (%)/ NIR (%)			IPJ/ GPI
	F/G	M/B	T	F/G	M/B	T	F/G	M/B	T	
Aileu	191	225	416	678	717	1,395	28.17%	31.38%	29.82%	0.90
Ainaro	328	329	657	981	1,043	2,024	33.44%	31.54%	32.46%	1.06
Baucau	595	632	1,227	1,607	1,728	3,335	37.03%	36.57%	36.79%	1.01
Bobonaro	448	478	926	1,441	1,522	2,963	31.09%	31.41%	31.25%	0.99
Covalima	289	301	590	879	927	1,806	32.88%	32.47%	32.67%	1.01
Dili	1,203	1,263	2,466	3,163	3,448	6,611	38.03%	36.63%	37.30%	1.04
Ermera	435	434	869	1,837	1,853	3,690	23.68%	23.42%	23.55%	1.01
Lautem	436	423	859	969	1,067	2,036	44.99%	39.64%	42.19%	1.13
Liquica	319	305	624	937	991	1,928	34.04%	30.78%	32.37%	1.11
Manatuto	231	241	472	670	684	1,354	34.48%	35.23%	34.86%	0.98
Manufahi	234	240	474	744	776	1,520	31.45%	30.93%	31.18%	1.02
Oecusse	358	355	713	1,055	1,126	2,181	33.93%	31.53%	32.69%	1.08
Viqueque	404	455	859	1,088	1,204	2,292	37.13%	37.79%	37.48%	0.98
Nasional/ National	5,471	5,681	11,152	16,049	17,086	33,135	34.09%	33.25%	33.66%	1.03

Dadus ne'ebé apresenta iha leten foti hosi EMIS ho data 9 Agostu 2013/EMIS data as of 9th August, 2013.

F/G: Labarik Feto/Girls, M/B: Labarik Mane/Boys, T:Total/Total

Tabela/Table 17

**Taxa Matrikula Aparente (TMA) ba Feto no Mane sira Primáriu nian (%) no Índise Paridade Jéneru (IPJ) (%) (2012)/
Apparent Intake Rate (AIR) of Primary Girls and Boys (%) and Gender Parity Index (GPI) (%) (2012)**

	Numeru partisipante foun primeiru grau nivel eskola primaria (Idade Hotu Hotu)/ Number of New Entrants to the First Grade of Primary School (All Ages)			Populasaun Idade eskola Primá ria ofisiál/ Population of the Official Primary School Entrance Age			TMA (%)/ AIR (%)			IPJ/ GPI
	F/G	M/B	T	F/G	M/B	T	F/G	M/B	T	
Aileu	658	746	1,404	678	717	1,395	97.05%	104.04%	100.65%	0.93
Ainaro	1,174	1,205	2,379	981	1,043	2,024	119.67%	115.53%	117.54%	1.04
Baucau	1,891	2,047	3,938	1,607	1,728	3,335	117.67%	118.46%	118.08%	0.99
Bobonaro	1,574	1,573	3,147	1,441	1,522	2,963	109.23%	103.35%	106.21%	1.06
Covalima	946	986	1,932	879	927	1,806	107.62%	106.36%	106.98%	1.01
Dili	3,180	3,379	6,559	3,163	3,448	6,611	100.54%	98.00%	99.21%	1.03
Ermera	1,954	2,015	3,969	1,837	1,853	3,690	106.37%	108.74%	107.56%	0.98
Lautem	1,101	1,111	2,212	969	1,067	2,036	113.62%	104.12%	108.64%	1.09
Liquica	1,066	1,102	2,168	937	991	1,928	113.77%	111.20%	112.45%	1.02
Manatuto	635	683	1,318	670	684	1,354	94.78%	99.85%	97.34%	0.95
Manufahi	725	771	1,496	744	776	1,520	97.45%	99.36%	98.42%	0.98
Oecusse	1,013	1,098	2,111	1,055	1,126	2,181	96.02%	97.51%	96.79%	0.98
Viqueque	1,137	1,275	2,412	1,088	1,204	2,292	104.50%	105.90%	105.24%	0.99
Nasionál/ National	17,054	17,991	35,045	16,049	17,086	33,135	106.26%	105.30%	105.76%	1.01

Dados ne'ebé apresenta iha leten foti hosi EMIS ho data 9 Agostu 2013/EMIS data as of 9th August, 2013.

F/G: Labarik Feto/Girls, M/B: Labarik Mane/Boys, T:Totál/Total

Tabela/Table 18

Proporssaun Profesór-Alunu iha Eskola Primária, Eskola Bázika, Pre-Sekundária no Sekundária (2012)/
Pupil-Teacher Ratio in Primary, Escola Basica, Pre-Secondary and Secondary Schools (2012)

	Primáriu/ Primary			Eskola Báziku/ Escola Basica			Pre-Sekundáriu/ Pre-Secondary			Sekundáriu/ Secondary			Totál/ Total		
	Públiku/ Public	Privadu/ Private	Totál/ Total	Públiku/ Public	Privadu/ Private	Totál/ Total	Públiku/ Public	Privadu/ Private	Totál/ Total	Públiku/ Public	Privadu/ Private	Totál/ Total	Públiku/ Public	Privadu/ Private	Totál/ Total
Aileu	33.63	29.79	33.22	25.72	N/A	25.72	N/A	20.27	20.27	24.03	39.58	27.87	30.26	31.08	30.36
Ainaro	46.07	40.47	45.77	34.58	N/A	34.58	N/A	41.90	41.90	29.50	47.69	33.96	40.55	43.00	40.78
Baucau	31.69	37.05	34.08	26.40	N/A	26.40	24.38	47.24	34.85	19.59	38.13	22.16	27.32	38.34	30.86
Bobonaro	37.84	33.66	37.46	31.73	N/A	31.73	N/A	21.86	21.86	25.65	28.00	25.97	34.15	30.09	33.82
Covalima	32.08	29.05	31.50	28.72	N/A	28.72	N/A	16.54	16.54	26.37	84.75	28.66	30.05	29.70	30.01
Dili	46.50	67.73	50.07	32.18	N/A	32.18	N/A	75.36	75.36	25.57	78.18	35.16	36.33	73.10	42.71
Ermera	54.74	29.69	53.90	48.15	N/A	48.15	N/A	24.55	24.55	39.68	54.84	44.56	52.08	38.85	51.25
Lautem	34.59	29.64	34.25	29.28	N/A	29.28	N/A	53.36	53.36	22.47	N/A	22.47	31.11	36.33	31.39
Liquica	39.62	38.38	39.51	26.15	N/A	26.15	18.00	22.64	20.83	31.03	65.00	34.17	34.20	35.11	34.30
Manatuto	38.28	40.41	38.43	26.32	N/A	26.32	N/A	35.23	35.23	20.00	29.53	24.11	33.04	34.82	33.24
Manufahi	29.46	29.36	29.45	25.68	N/A	25.68	N/A	16.42	16.42	21.71	41.65	25.00	26.95	27.80	27.07
Oecusse	45.79	42.65	45.44	30.48	N/A	30.48	N/A	24.54	24.54	17.99	48.38	21.18	37.12	36.48	37.04
Viqueque	30.02	41.93	31.24	27.16	N/A	27.16	N/A	28.09	28.09	12.95	18.03	13.90	26.21	31.15	26.72
Nasionál/ National	39.12	40.38	39.32	30.38	N/A	30.38	23.14	41.74	38.26	23.44	52.49	28.16	33.72	43.06	35.03

Dadus ne'ebé apresenta iha leten foti hosi EMIS ho data 9 Agostu 2013/EMIS data as of 9th August, 2013.

Tabela/Table 19 (Pájjina 1 hosi 3/Page 1 of 3)

Númeru Estudante Matrikuladu, Númeru Klase sira no Medida Klase Média iha Eskola Primária, Pre-Sekundáriu no Sekundária tuir Tipu Instituisaun (2012)a

Number of Students Enrolled, Number of Classes and Average Class Size in Primary, Pre-Secondary and Secondary Schools by Type of Institution (2012)

	Primáriu/Primary																	
	Ensínu Báziku (Siklu 1)/Basic Education (Cycle 1)									Ensínu Báziku (Siklu 2)/Basic Education (Cycle 2)								
	Númeru Estudante/ Number of Students Enrolled			Númeru Klase/ Number of Classes			Medida Klase Média/ Average Class Size			Númeru Estudante/ Number of Students Enrolled			Númeru Klase/ Number of Classes			Medida Klase Média/ Average Class Size		
	Públiku/ Public	Privadu/ Private	Totál/ Total	Públiku/ Public	Privadu/ Private	Totál/ Total	Públiku/ Public	Privadu/ Private	Totál/ Total	Públiku/ Public	Privadu/ Private	Totál/ Total	Públiku/ Public	Privadu/ Private	Totál/ Total	Públiku/ Public	Privadu/ Private	Totál/ Total
Aileu	7,385	694	8,079	284	19	303	26	37	27	2,362	289	2,651	89	10	99	27	29	27
Ainaro	11,427	356	11,783	349	12	361	33	30	33	3,641	170	3,811	138	6	144	26	28	26
Baucau	11,012	9,259	20,271	418	346	764	26	27	27	3,794	2,973	6,767	161	128	289	24	23	23
Bobonaro	16,054	1,018	17,072	576	40	616	28	25	28	4,217	362	4,579	168	15	183	25	24	25
Covalima	9,943	1,569	11,512	361	52	413	28	30	28	3,104	631	3,735	151	24	175	21	26	21
Dili	24,071	6,088	30,159	605	155	760	40	39	40	8,421	2,378	10,799	243	64	307	35	37	35
Ermera	22,533	357	22,890	596	18	614	38	20	37	6,409	118	6,527	216	8	224	30	15	29
Lautem	11,691	603	12,294	401	19	420	29	32	29	3,661	227	3,888	134	9	143	27	25	27
Liquica	9,995	846	10,841	288	23	311	35	37	35	2,931	267	3,198	91	11	102	32	24	31
Manatuto	7,861	507	8,368	275	19	294	29	27	28	2,312	180	2,492	108	9	117	21	20	21
Manufahi	7,255	825	8,080	284	30	314	26	28	26	2,589	320	2,909	121	14	135	21	23	22
Oecusse	10,464	1,034	11,498	306	30	336	34	34	34	2,400	288	2,688	92	11	103	26	26	26
Viqueque	12,184	1,308	13,492	459	40	499	27	33	27	4,166	489	4,655	170	16	186	25	31	25
Nasionál/ National	161,875	24,464	186,339	5,202	803	6,005	31	30	31	50,007	8,692	58,699	1,882	325	2,207	27	27	27

Dadus ne'ebé apresenta iha leten foti hosi EMIS ho data 9 Agostu 2013/EMIS data as of 9th August, 2013.

F/G: Labarik Feto/Girls, M/B: Labarik Mane/Boys, T:Totál/Total

Tabela/Table 19 (Pájina 2 hosi 3/Page 2 of 3)

Númeru Estudante Matrikuladu, Númeru Klase sira no Medida Klase Média iha Eskola Primária, Pre-Sekundária no Sekundária tuir Tipu Instituisaun (2012)/
Number of Students Enrolled, Number of Classes and Average Class Size in Primary, Pre-Secondary and Secondary Schools by Type of Institution (2012)

	Primáriu/Primary									Pre-Sekundáriu/Pre-Secondary								
	Ensinu Báziku (Siklu 1 no 2)/Basic Education (Cycle 1 and 2)									Ensinu Báziku (Siklu 3)/Basic Education (Cycle 3)								
	Númeru Estudante/ Number of Students Enrolled			Númeru Klase/ Number of Classes			Medida Klase Média/ Average Class Size			Númeru Estudante/ Number of Students Enrolled			Númeru Klase/ Number of Classes			Medida Klase Média/ Average Class Size		
	Públiku/ Public	Privadu/ Private	Totál/ Total	Públiku/ Public	Privadu/ Private	Totál/ Total	Públiku/ Public	Privadu/ Private	Totál/ Total	Públiku/ Public	Privadu/ Private	Totál/ Total	Públiku/ Public	Privadu/ Private	Totál/ Total	Públiku/ Public	Privadu/ Private	Totál/ Total
Aileu	9,747	983	10,730	373	29	402	26	34	27	2,598	223	2,821	71	6	77	37	37	37
Ainaro	15,068	526	15,594	487	18	505	31	29	31	2,606	961	3,567	76	25	101	34	38	35
Baucau	14,806	12,232	27,038	579	474	1,053	26	26	26	5,384	2,458	7,842	163	68	231	33	36	34
Bobonaro	20,271	1,380	21,651	744	55	799	27	25	27	4,535	306	4,841	129	13	142	35	24	34
Covalima	13,047	2,200	15,247	512	76	588	25	29	26	3,812	223	4,035	95	8	103	40	28	39
Dili	32,492	8,466	40,958	848	219	1,067	38	39	38	7,926	5,652	13,578	170	123	293	47	46	46
Ermera	28,942	475	29,417	812	26	838	36	18	35	5,407	270	5,677	115	9	124	47	30	46
Lautem	15,352	830	16,182	535	28	563	29	30	29	3,828	587	4,415	99	15	114	39	39	39
Liquica	12,926	1,113	14,039	379	34	413	34	33	34	2,516	498	3,014	60	15	75	42	33	40
Manatuto	10,173	687	10,860	383	28	411	27	25	26	2,079	458	2,537	68	14	82	31	33	31
Manufahi	9,844	1,145	10,989	405	44	449	24	26	24	2,979	427	3,406	82	17	99	36	25	34
Oecusse	12,864	1,322	14,186	398	41	439	32	32	32	2,135	589	2,724	54	19	73	40	31	37
Viqueque	16,350	1,797	18,147	629	56	685	26	32	26	3,985	652	4,637	112	25	137	36	26	34
Nasionál/ National	211,882	33,156	245,038	7,084	1,128	8,212	30	29	30	49,790	13,304	63,094	1,294	357	1,651	38	37	38

Dadus ne'ebé apresenta iha leten foti hosi EMIS ho data 9 Agostu 2013/EMIS data as of 9th August, 2013.

F/G: Labarik Feto/Girls, M/B: Labarik Mane/Boys, T:Totál/Total

Tabela/ Table 19 (Página 3 hosi 3/ Page 3 of 3)

Númeru Estudante Matrikuladu, Númeru Klase sira no Medida Klase Média iha Eskola Primária, Pre-Sekundária no Sekundária tuir Tipu Instituisaun (2012)/

Number of Students Enrolled, Number of Classes and Average Class Size in Primary, Pre-Secondary and Secondary Schools by Type of Institution (2012)

	Sekundáriu/Secondary								
	Númeru Estudante/ Number of Students Enrolled			Númeru Klase/ Number of Classes			Medida Klase Média/ Average Class Size		
	Públiku/ Public	Privadu/ Private	Totál/ Total	Públiku/ Public	Privadu/ Private	Totál/ Total	Públiku/ Public	Privadu/ Private	Totál/ Total
Aileu	1,394	752	2,146	20	16	36	70	47	60
Ainaro	1,180	620	1,800	19	15	34	62	41	53
Baucau	3,664	1,144	4,808	87	18	105	42	64	46
Bobonaro	2,411	420	2,831	49	10	59	49	42	48
Covalima	2,584	339	2,923	53	8	61	49	42	48
Dili	11,351	7,740	19,091	186	136	322	61	57	59
Ermera	1,587	1,042	2,629	27	28	55	59	37	48
Lautem	2,382	N/A	2,382	55	N/A	55	43	N/A	43
Liquica	1,831	390	2,221	32	7	39	57	56	57
Manatuto	500	561	1,061	17	15	32	29	37	33
Manufahi	1,867	708	2,575	38	19	57	49	37	45
Oecusse	1,223	387	1,610	28	13	41	44	30	39
Viqueque	1,710	541	2,251	49	19	68	35	28	33
Nasional/ National	33,684	14,644	48,328	660	304	964	51	48	50

Dadus ne'ebé apresenta iha leten foti hosi EMIS ho data 9 Agostu 2013/EMIS data as of 9th August, 2013.

F/G: Labarik Feto/Girls, M/B: Labarik Mane/Boys, T:Totál/Total

Tabela/Table 20 (Pájlina 1 hosi 2/Page 1 of 2)

**Númeru Promosaun ba Feto no Mane Eskola Primária, Pre-Sekundária no Sekundária tuir Grau (Finál Tinan Eskolár) (2012)/
Number of Primary, Pre-Secondary and Secondary School Girls and Boys Promoted by Grade (End of School Year) (2012)**

	Primáriu/Primary																													
	Grau 1 ba Grau 2/ Grade 1 to Grade 2						Grau 2 ba Grau 3/ Grade 2 to Grade 3						Grau 3 ba Grau 4/ Grade 3 to Grade 4						Grau 4 ba Grau 5/ Grade 4 to Grade 5						Grau 5 ba Grau 6/ Grade 5 to Grade 6					
	Matrikula 2011/ Enrolled 2011			Promovidu 2012/ Promoted 2012			Matrikula 2011/ Enrolled 2011			Promovidu 2012/ Promoted 2012			Matrikula 2011/ Enrolled 2011			Promovidu 2012/ Promoted 2012			Matrikula 2011/ Enrolled 2011			Promovidu 2012/ Promoted 2012			Matrikula 2011/ Enrolled 2011			Promovidu 2012/ Promoted 2012		
	F/G	M/B	T	F/G	M/B	T	F/G	M/B	T	F/G	M/B	T	F/G	M/B	T	F/G	M/B	T	F/G	M/B	T	F/G	M/B	T	F/G	M/B	T	F/G	M/B	T
Aileu	1,106	1,265	2,371	700	687	1,387	891	1,067	1,958	663	735	1,398	992	1,090	2,082	770	794	1,564	775	893	1,668	606	658	1,264	672	759	1,431	588	580	1,168
Ainaro	1,682	1,926	3,608	1,051	1,081	2,132	1,388	1,549	2,937	1,021	1,122	2,143	1,300	1,459	2,759	1,043	1,098	2,141	1,197	1,282	2,479	1,026	1,003	2,029	962	1,030	1,992	835	830	1,665
Baucau	2,858	3,329	6,187	1,798	1,886	3,684	2,396	2,676	5,072	1,923	1,947	3,870	2,304	2,496	4,800	1,877	1,856	3,733	1,976	2,236	4,212	1,719	1,789	3,508	1,811	1,888	3,699	1,628	1,549	3,177
Bobonaro	2,700	2,924	5,624	1,399	1,403	2,802	2,018	2,274	4,292	1,418	1,486	2,904	1,966	2,020	3,986	1,422	1,330	2,752	1,621	1,549	3,170	1,239	1,150	2,389	1,278	1,228	2,506	1,092	1,016	2,108
Covalima	1,715	1,964	3,679	888	932	1,820	1,269	1,447	2,716	931	1,005	1,936	1,304	1,326	2,630	1,038	970	2,008	1,205	1,282	2,487	1,029	1,024	2,053	961	962	1,923	862	788	1,650
Dili	3,616	4,071	7,687	3,183	3,404	6,587	3,618	4,113	7,731	3,230	3,505	6,735	3,945	4,079	8,024	3,531	3,535	7,066	3,096	3,621	6,717	2,849	3,201	6,050	2,870	3,033	5,903	2,721	2,782	5,503
Ermera	3,129	3,376	6,505	1,837	1,933	3,770	2,860	3,159	6,019	2,087	2,254	4,341	2,742	2,940	5,682	2,103	2,181	4,284	2,206	2,478	4,684	1,751	1,887	3,638	1,763	1,943	3,706	1,499	1,574	3,073
Lautem	1,937	2,182	4,119	1,131	1,164	2,295	1,366	1,616	2,982	996	1,109	2,105	1,356	1,485	2,841	1,068	1,057	2,125	1,165	1,187	2,352	998	945	1,943	1,099	1,094	2,193	974	893	1,867
Liquica	1,566	1,752	3,318	971	959	1,930	1,268	1,467	2,735	940	1,073	2,013	1,240	1,399	2,639	961	991	1,952	1,020	1,129	2,149	841	866	1,707	833	946	1,779	732	768	1,500
Manatuto	1,166	1,329	2,495	696	682	1,378	1,020	1,121	2,141	784	765	1,549	990	1,093	2,083	834	813	1,647	753	896	1,649	609	685	1,294	702	695	1,397	611	585	1,196
Manufahi	1,039	1,194	2,233	688	731	1,419	985	1,048	2,033	794	791	1,585	957	1,103	2,060	785	859	1,644	835	919	1,754	693	725	1,418	796	805	1,601	683	646	1,329
Oecusse	1,681	1,869	3,550	910	912	1,822	1,549	1,601	3,150	1,064	1,056	2,120	1,324	1,413	2,737	956	960	1,916	1,078	983	2,061	832	736	1,568	771	738	1,509	652	603	1,255
Viqueque	1,865	2,144	4,009	1,143	1,188	2,331	1,493	1,729	3,222	1,213	1,275	2,488	1,531	1,844	3,375	1,257	1,425	2,682	1,345	1,541	2,886	1,128	1,225	2,353	1,248	1,228	2,476	1,088	1,034	2,122
Nasionál/ National	26,060	29,325	55,385	16,395	16,962	33,357	22,121	24,867	46,988	17,064	18,123	35,187	21,951	23,747	45,698	17,645	17,869	35,514	18,272	19,996	38,268	15,320	15,894	31,214	15,766	16,349	32,115	13,965	13,648	27,613

Dadus ne'ebé apresenta iha leten foti hosi EMIS ho data 9 Agostu 2013/EMIS data as of 9th August, 2013.

F/G: Labarik Feto/Girls, M/B: Labarik Mane/Boys, T:Total/Total

Tabela/Table 20 (Pájina 2 hosi 2/Page 2 of 2)

**Númeru Promosaun ba Feto no Mane Eskola Primária, Pre-Sekundária no Sekundária tuir Grau (Finál Tinan Eskolár) (2012)/
Number of Primary, Pre-Secondary and Secondary School Girls and Boys Promoted by Grade (End of School Year) (2012)**

	Pre-Sekundáriu/Pre-Secondary												Sekundáriu/Secondary											
	Grau 7 ba Grau 8/ Grade 7 to Grade 8						Grau 8 ba Grau 9/ Grade 8 to Grade 9						Grau 10 ba Grau 11/ Grade 10 to Grade 11						Grau 11 ba Grau 12/ Grade 11 to Grade 12					
	Matrikula 2011/ Enrolled 2011			Promovidu 2012/ Promoted 2012			Matrikula 2011/ Enrolled 2011			Promovidu 2012/ Promoted 2012			Matrikula 2011/ Enrolled 2011			Promovidu 2012/ Promoted 2012			Matrikula 2011/ Enrolled 2011			Promovidu 2012/ Promoted 2012		
	F/G	M/B	T	F/G	M/B	T	F/G	M/B	T	F/G	M/B	T	F/G	M/B	T	F/G	M/B	T	F/G	M/B	T	F/G	M/B	T
Aileu	504	540	1,044	487	481	968	480	442	922	448	383	831	422	415	837	387	381	768	345	303	648	321	273	594
Ainaro	632	711	1,343	583	624	1,207	545	571	1,116	508	500	1,008	356	320	676	344	302	646	334	287	621	307	277	584
Baucau	1,375	1,448	2,823	1,254	1,271	2,525	1,320	1,305	2,625	1,235	1,178	2,413	867	938	1,805	748	755	1,503	799	799	1,598	742	723	1,465
Bobonaro	881	860	1,741	798	753	1,551	787	822	1,609	727	723	1,450	562	553	1,115	528	485	1,013	468	431	899	448	397	845
Covalima	635	632	1,267	606	587	1,193	702	665	1,367	669	601	1,270	518	576	1,094	479	490	969	500	490	990	465	456	921
Dili	2,156	2,200	4,356	2,069	1,947	4,016	2,342	2,225	4,567	2,242	2,000	4,242	3,194	3,163	6,357	2,989	2,940	5,929	3,200	3,331	6,531	2,909	3,054	5,963
Ermera	977	1,117	2,094	911	1,006	1,917	891	982	1,873	808	853	1,661	479	511	990	449	483	932	384	457	841	368	433	801
Lautem	893	900	1,793	819	782	1,601	611	612	1,223	582	556	1,138	489	458	947	433	415	848	358	379	737	338	370	708
Liquica	486	534	1,020	451	461	912	513	508	1,021	471	447	918	411	466	877	391	439	830	333	332	665	305	309	614
Manatuto	405	466	871	352	395	747	421	418	839	366	359	725	198	216	414	171	196	367	171	161	332	152	138	290
Manufahi	655	645	1,300	602	554	1,156	586	565	1,151	523	490	1,013	532	514	1,046	500	466	966	450	351	801	420	322	742
Oecusse	475	497	972	437	446	883	452	440	892	398	405	803	284	297	581	262	276	538	266	301	567	253	290	543
Viqueque	825	831	1,656	773	758	1,531	760	751	1,511	710	690	1,400	464	390	854	420	348	768	402	414	816	378	371	749
Nasionál/ National	10,899	11,381	22,280	10,142	10,065	20,207	10,410	10,306	20,716	9,687	9,185	18,872	8,776	8,817	17,593	8,101	7,976	16,077	8,010	8,036	16,046	7,406	7,413	14,819

Dadus ne'ebé apresenta iha leten foti hosi EMIS ho data 9 Agostu 2013/EMIS data as of 9th August, 2013.

F/G: Labarik Feto/Girls, M/B: Labarik Mane/Boys, T:Total/Total

Tabela/Table 21 (Pájjina 1 hosi 2/Page 1 of 2)

**Taxa Promosaun (%) ba Feto no Mane Primáriu, Pre-Sekundáriu no Sekundáriu tuir Grau (Finál Tinan Eskolár) (2012)/
Promotion Rate (%) of Primary, Pre-Secondary and Secondary Girls and Boys by Grade (End of School Year) (2012)**

	Primáriu/Primary														
	Grau 1 ba Grau 2/ Grade 1 to Grade 2			Grau 2 ba Grau 3/ Grade 2 to Grade 3			Grau 3 ba Grau 4/ Grade 3 to Grade 4			Grau 4 ba Grau 5/ Grade 4 to Grade 5			Grau 5 ba Grau 6/ Grade 5 to Grade 6		
	F/G	M/B	T	F/G	M/B	T	F/G	M/B	T	F/G	M/B	T	F/G	M/B	T
Aileu	63.29%	54.31%	58.50%	74.41%	68.88%	71.40%	77.62%	72.84%	75.12%	78.19%	73.68%	75.78%	87.50%	76.42%	81.62%
Ainaro	62.49%	56.13%	59.09%	73.56%	72.43%	72.97%	80.23%	75.26%	77.60%	85.71%	78.24%	81.85%	86.80%	80.58%	83.58%
Baucau	62.91%	56.65%	59.54%	80.26%	72.76%	76.30%	81.47%	74.36%	77.77%	86.99%	80.01%	83.29%	89.90%	82.04%	85.89%
Bobonaro	51.81%	47.98%	49.82%	70.27%	65.35%	67.66%	72.33%	65.84%	69.04%	76.43%	74.24%	75.36%	85.45%	82.74%	84.12%
Covalima	51.78%	47.45%	49.47%	73.36%	69.45%	71.28%	79.60%	73.15%	76.35%	85.39%	79.88%	82.55%	89.70%	81.91%	85.80%
Dili	88.03%	83.62%	85.69%	89.28%	85.22%	87.12%	89.51%	86.66%	88.06%	92.02%	88.40%	90.07%	94.81%	91.72%	93.22%
Ermera	58.71%	57.26%	57.96%	72.97%	71.35%	72.12%	76.70%	74.18%	75.40%	79.37%	76.15%	77.67%	85.03%	81.01%	82.92%
Lautem	58.39%	53.35%	55.72%	72.91%	68.63%	70.59%	78.76%	71.18%	74.80%	85.67%	79.61%	82.61%	88.63%	81.63%	85.13%
Liquica	62.01%	54.74%	58.17%	74.13%	73.14%	73.60%	77.50%	70.84%	73.97%	82.45%	76.71%	79.43%	87.88%	81.18%	84.32%
Manatuto	59.69%	51.32%	55.23%	76.86%	68.24%	72.35%	84.24%	74.38%	79.07%	80.88%	76.45%	78.47%	87.04%	84.17%	85.61%
Manufahi	66.22%	61.22%	63.55%	80.61%	75.48%	77.96%	82.03%	77.88%	79.81%	82.99%	78.89%	80.84%	85.80%	80.25%	83.01%
Oecusse	54.13%	48.80%	51.32%	68.69%	65.96%	67.30%	72.21%	67.94%	70.00%	77.18%	74.87%	76.08%	84.57%	81.71%	83.17%
Viqueque	61.29%	55.41%	58.14%	81.25%	73.74%	77.22%	82.10%	77.28%	79.47%	83.87%	79.49%	81.53%	87.18%	84.20%	85.70%
Nasionál/ National	62.91%	57.84%	60.23%	77.14%	72.88%	74.89%	80.38%	75.25%	77.71%	83.84%	79.49%	81.57%	88.58%	83.48%	85.98%

Dadus ne'ebé apresenta iha leten foti hosi EMIS ho data 9 Agostu 2013/EMIS data as of 9th August, 2013.

F/G: Labarik Feto/Girls, M/B: Labarik Mane/Boys, T:Total/Total

Tabela/Table 21 (Pájina 2 hosi 2/Page 2 of 2)

**Taxa Promosaun (%) ba Feto no Mane Primáriu, Pre-Sekundáriu no Sekundáriu tuir Grau (Finál Tinan Eskolár) (2012)/
Promotion Rate (%) of Primary, Pre-Secondary and Secondary Girls and Boys by Grade (End of School Year) (2012)**

	Pre-Sekundáriu/Pre-Secondary						Sekundáriu/Secondary					
	Grau 7 ba Grau 8/ Grade 7 to Grade 8			Grau 8 ba Grau 9/ Grade 8 to Grade 9			Grau 10 ba Grau 11/ Grade 10 to Grade 11			Grau 11 ba Grau 12/ Grade 11 to Grade 12		
	F/G	M/B	T	F/G	M/B	T	F/G	M/B	T	F/G	M/B	T
Aileu	96.63%	89.07%	92.72%	93.33%	86.65%	90.13%	91.71%	91.81%	91.76%	93.04%	90.10%	91.67%
Ainaro	92.25%	87.76%	89.87%	93.21%	87.57%	90.32%	96.63%	94.38%	95.56%	91.92%	96.52%	94.04%
Baucau	91.20%	87.78%	89.44%	93.56%	90.27%	91.92%	86.27%	80.49%	83.27%	92.87%	90.49%	91.68%
Bobonaro	90.58%	87.56%	89.09%	92.38%	87.96%	90.12%	93.95%	87.70%	90.85%	95.73%	92.11%	93.99%
Covalima	95.43%	92.88%	94.16%	95.30%	90.38%	92.90%	92.47%	85.07%	88.57%	93.00%	93.06%	93.03%
Dili	95.96%	88.50%	92.19%	95.73%	89.89%	92.88%	93.58%	92.95%	93.27%	90.91%	91.68%	91.30%
Ermera	93.24%	90.06%	91.55%	90.68%	86.86%	88.68%	93.74%	94.52%	94.14%	95.83%	94.75%	95.24%
Lautem	91.71%	86.89%	89.29%	95.25%	90.85%	93.05%	88.55%	90.61%	89.55%	94.41%	97.63%	96.07%
Liquica	92.80%	86.33%	89.41%	91.81%	87.99%	89.91%	95.13%	94.21%	94.64%	91.59%	93.07%	92.33%
Manatuto	86.91%	84.76%	85.76%	86.94%	85.89%	86.41%	86.36%	90.74%	88.65%	88.89%	85.71%	87.35%
Manufahi	91.91%	85.89%	88.92%	89.25%	86.73%	88.01%	93.98%	90.66%	92.35%	93.33%	91.74%	92.63%
Oecusse	92.00%	89.74%	90.84%	88.05%	92.05%	90.02%	92.25%	92.93%	92.60%	95.11%	96.35%	95.77%
Viqueque	93.70%	91.22%	92.45%	93.42%	91.88%	92.65%	90.52%	89.23%	89.93%	94.03%	89.61%	91.79%
Nasionál/ National	93.05%	88.44%	90.70%	93.05%	89.12%	91.10%	92.31%	90.46%	91.38%	92.46%	92.25%	92.35%

Dadus ne'ebé apresenta iha leten foti hosi EMIS ho data 9 Agostu 2013/EMIS data as of 9th August, 2013.

F/G: Labarik Feto/Girls, M/B: Labarik Mane/Boys, T:Total/Total

Tabela/Table 22

**Taxa Tranzisaun (%) hosi Nivel Primáriu ba Nivel Pre-Sekundáriu no hosi Nivel Pre-Sekundáriu ba Nivel Sekundáriu (2012)/
Transition Rate (%) from Primary Level to Pre-Secondary Level and from Pre-Secondary Level to Secondary Level (2012)**

	Primáriu (G6) ba Pre-Sekundáriu (G7) (%)/ Primary (G6) to Pre-Secondary (G7) (%)									Pre-Sekundáriu (G9) ba Sekundáriu (G10) (%)/ Pre-Secondary (G9) to Secondary (G10) (%)								
	Matrikula 2011/ Enrolled 2011			Promovidu ba Nível Tuirmai 2012/ Promoted to Next Level 2012			Taxa Tranzisaun (%)/ Transition Rate (%)			Matrikula 2011/ Enrolled 2011			Promovidu ba Nível Tuirmai 2012/ Promoted to Next Level 2012			Taxa Tranzisaun (%)/ Transition Rate (%)		
	F/G	M/B	T	F/G	M/B	T	F/G	M/B	T	F/G	M/B	T	F/G	M/B	T	F/G	M/B	T
Aileu	603	617	1,220	497	502	999	82.42%	81.36%	81.89%	454	401	855	369	279	648	81.28%	69.58%	75.79%
Ainaro	901	918	1,819	587	541	1,128	65.15%	58.93%	62.01%	546	562	1,108	360	324	684	65.93%	57.65%	61.73%
Baucau	1,512	1,556	3,068	1,275	1,275	2,550	84.33%	81.94%	83.12%	1,217	1,177	2,394	802	734	1,536	65.90%	62.36%	64.16%
Bobonaro	988	1,085	2,073	760	797	1,557	76.92%	73.46%	75.11%	779	712	1,491	472	383	855	60.59%	53.79%	57.34%
Covalima	917	895	1,812	737	669	1,406	80.37%	74.75%	77.59%	726	675	1,401	509	462	971	70.11%	68.44%	69.31%
Dili	2,457	2,439	4,896	2,108	1,954	4,062	85.80%	80.11%	82.97%	2,317	2,338	4,655	2,751	2,674	5,425	118.73%	114.37%	116.54%
Ermera	1,395	1,426	2,821	901	915	1,816	64.59%	64.17%	64.37%	796	914	1,710	399	462	861	50.13%	50.55%	50.35%
Lautem	859	836	1,695	491	477	968	57.16%	57.06%	57.11%	692	707	1,399	48	130	178	6.94%	18.39%	12.72%
Liquica	678	741	1,419	452	498	950	66.67%	67.21%	66.95%	474	499	973	330	334	664	69.62%	66.93%	68.24%
Manatuto	550	545	1,095	419	386	805	76.18%	70.83%	73.52%	413	414	827	160	174	334	38.74%	42.03%	40.39%
Manufahi	685	623	1,308	609	532	1,141	88.91%	85.39%	87.23%	469	486	955	377	344	721	80.38%	70.78%	75.50%
Oecusse	607	572	1,179	443	427	870	72.98%	74.65%	73.79%	436	424	860	341	325	666	78.21%	76.65%	77.44%
Viqueque	1,092	1,087	2,179	819	806	1,625	75.00%	74.15%	74.58%	730	740	1,470	479	437	916	65.62%	59.05%	62.31%
Nasionál/ National	13,244	13,340	26,584	10,098	9,779	19,877	76.25%	73.31%	74.77%	10,049	10,049	20,098	7,397	7,062	14,459	73.61%	70.28%	71.94%

Dadus ne'ebé apresenta iha leten foti hosi EMIS ho data 9 Agostu 2013/EMIS data as of 9th August, 2013.

Dili iha taxa tranzisaun liu hosi porsentu 100 tanba alunu sira muda ba Dili ba eskola sekundária ne'ebé uluk rejista ona iha eskola pre-sekundária sira iha distritu sira seluk. Kuandu alunu sira, ne'ebé promove (matrikula) ba nivel tuir mai nian iha distritu seluk duké sira nia distritu orijinal ne'ebé sira ramata sira klase uluk, konta ba taxa tranzisaun hosi sira nia distritu orijinal, taxa tranzisaun hosi distritu ida-idak sei hatudu figura diferente. Iha relatóriu ida-nee, kalkula taxa tranzisaun hotu simplesmente hosi número alunu sira eziste iha klase uluk no klase pasajen iha distritu, no LA konsidera alunu sira ne'ebé muda ona ba distritu seluk ba pasajen klase iha sira nia distritu orijinal.

Dili had a transition rate of more than 100 per cent because students moved to Dili for secondary school who were previously registered in pre-secondary schools in other districts. If the students who are promoted to(or enrolled at) the next level in a district other than their original district where they graduated from the previous grade, then they are counted for the transition rate of their original district. This changes the transition rates for affected districts. In this report, all transition rates are calculated purely by the number of students existing in both the previous grade and the promoted grade in the district, without taking into account the students who moved to another district after being promoted in their original district.

F/G: Labarik Feto/Girls, M/B: Labarik Mane/Boys, T:Totál/Total

Tabela/Table 23 (Pájina 1 hosi 4/Page 1 of 4)

**Númeru Estudante ne'ebé Repete iha Eskola Primária, Pre-Sekundária no Sekundáriauir tuir Grau no Siklu (Inísiu Tinan Eskolár) (2012)/
Number of Students Repeating in Primary, Pre-Secondary and Secondary Schools by Grade and Cycle (Beginning of School Year) (2012)**

	Primáriu/Primary																													
	Ensinu Báziku (Siklu 1)/Basic Education (Cycle 1)																													
	Grau 1/Grade 1						Grau 2/Grade 2						Grau 3/Grade 3						Grau 4/Grade 4						Totál Siklu 1/Total Cycle 1					
	Matrikula/ Enrolled			Repete/ Repeaters			Matrikula/ Enrolled			Repete/ Repeaters			Matrikula/ Enrolled			Repete/ Repeaters			Matrikula/ Enrolled			Repete/ Repeaters			Matrikula/ Enrolled			Repete/ Repeaters		
	F/G	M/B	T	F/G	M/B	T	F/G	M/B	T	F/G	M/B	T	F/G	M/B	T	F/G	M/B	T	F/G	M/B	T	F/G	M/B	T	F/G	M/B	T	F/G	M/B	T
Aileu	1,106	1,265	2,371	435	502	937	891	1,067	1,958	172	252	424	992	1,090	2,082	157	218	375	775	893	1,668	60	112	172	3,764	4,315	8,079	824	1,084	1,908
Ainaro	1,682	1,926	3,608	475	679	1,154	1,388	1,549	2,937	189	259	448	1,300	1,459	2,759	128	165	293	1,197	1,282	2,479	96	142	238	5,567	6,216	11,783	888	1,245	2,133
Baucau	2,858	3,329	6,187	958	1,271	2,229	2,396	2,676	5,072	386	610	996	2,304	2,496	4,800	265	449	714	1,976	2,236	4,212	166	288	454	9,534	10,737	20,271	1,775	2,618	4,393
Bobonaro	2,700	2,924	5,624	1,090	1,306	2,396	2,018	2,274	4,292	416	599	1,015	1,966	2,020	3,986	345	421	766	1,621	1,549	3,170	148	189	337	8,305	8,767	17,072	1,999	2,515	4,514
Covalima	1,715	1,964	3,679	752	955	1,707	1,269	1,447	2,716	279	397	676	1,304	1,326	2,630	172	215	387	1,205	1,282	2,487	87	144	231	5,493	6,019	11,512	1,290	1,711	3,001
Dili	3,616	4,071	7,687	423	684	1,107	3,618	4,113	7,731	290	523	813	3,945	4,079	8,024	243	396	639	3,096	3,621	6,717	193	353	546	14,275	15,884	30,159	1,149	1,956	3,105
Ermera	3,129	3,376	6,505	1,153	1,326	2,479	2,860	3,159	6,019	525	665	1,190	2,742	2,940	5,682	324	406	730	2,206	2,478	4,684	230	341	571	10,937	11,953	22,890	2,232	2,738	4,970
Lautem	1,937	2,182	4,119	822	1,051	1,873	1,366	1,616	2,982	241	396	637	1,356	1,485	2,841	155	298	453	1,165	1,187	2,352	97	133	230	5,824	6,470	12,294	1,315	1,878	3,193
Liquica	1,566	1,752	3,318	490	639	1,129	1,268	1,467	2,735	229	343	572	1,240	1,399	2,639	165	252	417	1,020	1,129	2,149	99	168	267	5,094	5,747	10,841	983	1,402	2,385
Manatuto	1,166	1,329	2,495	501	593	1,094	1,020	1,121	2,141	224	303	527	990	1,093	2,083	154	217	371	753	896	1,649	63	119	182	3,929	4,439	8,368	942	1,232	2,174
Manufahi	1,039	1,194	2,233	301	394	695	985	1,048	2,033	124	177	301	957	1,103	2,060	90	193	283	835	919	1,754	78	118	196	3,816	4,264	8,080	593	882	1,475
Oecusse	1,681	1,869	3,550	654	755	1,409	1,549	1,601	3,150	389	491	880	1,324	1,413	2,737	222	250	472	1,078	983	2,061	147	148	295	5,632	5,866	11,498	1,412	1,644	3,056
Viqueque	1,865	2,144	4,009	691	830	1,521	1,493	1,729	3,222	282	439	721	1,531	1,844	3,375	235	348	583	1,345	1,541	2,886	108	180	288	6,234	7,258	13,492	1,316	1,797	3,113
Nasionál/ National	26,060	29,325	55,385	8,745	10,985	19,730	22,121	24,867	46,988	3,746	5,454	9,200	21,951	23,747	45,698	2,655	3,828	6,483	18,272	19,996	38,268	1,572	2,435	4,007	88,404	97,935	186,339	16,718	22,702	39,420

Dados ne'ebé apresenta iha leten foti hosi EMIS ho data 9 Agostu 2013/EMIS data as of 9th August, 2013.

F/G: Labarik Feto/Girls, M/B: Labarik Mane/Boys, T:Totál/Total

Tabela/Table 23 (Pájina 2 hosi 4/Page 2 of 4)

**Númeru Estudante ne'ebé Repete iha Eskola Primária, Pre-Sekundária no Sekundária tur Grau no Siklu (Inísiu Tinan Eskolár) (2012)/
Number of Students Repeating in Primary, Pre-Secondary and Secondary Schools by Grade and Cycle (Beginning of School Year) (2012)**

	Primáriu/Primary																							
	Ensinu Báziku (Siklu 2)/Basic Education (Cycle 2)												Total Primáriu (Total Siklu 1&2)/ Total Primary (Total Cycle 1&2)											
	Grau 5/Grade 5						Grau 6/Grade 6						Total Siklu 2/Total Cycle 2						Total Primáriu (Total Siklu 1&2)/ Total Primary (Total Cycle 1&2)					
	Matrikula/ Enrolled			Repete/ Repeaters			Matrikula/ Enrolled			Repete/ Repeaters			Matrikula/ Enrolled			Repete/ Repeaters			Matrikula/ Enrolled			Repete/ Repeaters		
	F/G	M/B	T	F/G	M/B	T	F/G	M/B	T	F/G	M/B	T	F/G	M/B	T	F/G	M/B	T	F/G	M/B	T	F/G	M/B	T
Aileu	672	759	1,431	39	76	115	603	617	1,220	16	32	48	1,275	1,376	2,651	55	108	163	5,039	5,691	10,730	879	1,192	2,071
Ainaro	962	1,030	1,992	32	71	103	901	918	1,819	15	32	47	1,863	1,948	3,811	47	103	150	7,430	8,164	15,594	935	1,348	2,283
Baucau	1,811	1,888	3,699	78	158	236	1,512	1,556	3,068	16	44	60	3,323	3,444	6,767	94	202	296	12,857	14,181	27,038	1,869	2,820	4,689
Bobonaro	1,278	1,228	2,506	64	92	156	988	1,085	2,073	37	61	98	2,266	2,313	4,579	101	153	254	10,571	11,080	21,651	2,100	2,668	4,768
Covalima	961	962	1,923	44	77	121	917	895	1,812	102	124	226	1,878	1,857	3,735	146	201	347	7,371	7,876	15,247	1,436	1,912	3,348
Dili	2,870	3,033	5,903	105	198	303	2,457	2,439	4,896	32	70	102	5,327	5,472	10,799	137	268	405	19,602	21,356	40,958	1,286	2,224	3,510
Ermera	1,763	1,943	3,706	119	172	291	1,395	1,426	2,821	38	60	98	3,158	3,369	6,527	157	232	389	14,095	15,322	29,417	2,389	2,970	5,359
Lautem	1,099	1,094	2,193	52	93	145	859	836	1,695	9	21	30	1,958	1,930	3,888	61	114	175	7,782	8,400	16,182	1,376	1,992	3,368
Liquica	833	946	1,779	76	115	191	678	741	1,419	19	36	55	1,511	1,687	3,198	95	151	246	6,605	7,434	14,039	1,078	1,553	2,631
Manatuto	702	695	1,397	45	59	104	550	545	1,095	23	29	52	1,252	1,240	2,492	68	88	156	5,181	5,679	10,860	1,010	1,320	2,330
Manufahi	796	805	1,601	35	79	114	685	623	1,308	8	11	19	1,481	1,428	2,909	43	90	133	5,297	5,692	10,989	636	972	1,608
Oecusse	771	738	1,509	51	63	114	607	572	1,179	7	7	14	1,378	1,310	2,688	58	70	128	7,010	7,176	14,186	1,470	1,714	3,184
Viqueque	1,248	1,228	2,476	51	77	128	1,092	1,087	2,179	27	28	55	2,340	2,315	4,655	78	105	183	8,574	9,573	18,147	1,394	1,902	3,296
Nasionál/ National	15,766	16,349	32,115	791	1,330	2,121	13,244	13,340	26,584	349	555	904	29,010	29,689	58,699	1,140	1,885	3,025	117,414	127,624	245,038	17,858	24,587	42,445

Dadus ne'ebé apresenta iha leten foti hosi EMIS ho data 9 Agostu 2013/EMIS data as of 9th August, 2013.

F/G: Labarik Feto/Girls, M/B: Labarik Mane/Boys, T:Total/Total

Tabela/Table 23 (Pájina 3 hosi 4/Page 3 of 4)

**Númeru Estudante ne'ebé Repete iha Eskola Primária, Pre-Sekundária no Sekundária tuir Grau no Siklu (Inísiu Tinan Eskolár) (2012)/
Number of Students Repeating in Primary, Pre-Secondary and Secondary Schools by Grade and Cycle (Beginning of School Year) (2012)**

	Pre-Sekundáriu/Pre-Secondary																							
																						Totál Pre-Sekundáriu (Totál Siklu 3)/ Total Pre-Secondary (Total Cycle 3)		
	Siklu 3/Cycle 3																							
	Grau 7/Grade 7						Grau 8/Grade 8						Grau 9/Grade 9											
	Matrikula/ Enrolled			Repete/ Repeaters			Matrikula/ Enrolled			Repete/ Repeaters			Matrikula/ Enrolled			Repete/ Repeaters			Matrikula/ Enrolled			Repete/ Repeaters		
F/G	M/B	T	F/G	M/B	T	F/G	M/B	T	F/G	M/B	T	F/G	M/B	T	F/G	M/B	T	F/G	M/B	T	F/G	M/B	T	
Aileu	504	540	1,044	22	39	61	480	442	922	13	18	31	454	401	855	1	3	4	1,438	1,383	2,821	36	60	96
Ainaro	632	711	1,343	9	28	37	545	571	1,116	10	13	23	546	562	1,108	37	47	84	1,723	1,844	3,567	56	88	144
Baucau	1,375	1,448	2,823	29	58	87	1,320	1,305	2,625	13	38	51	1,217	1,177	2,394	27	20	47	3,912	3,930	7,842	69	116	185
Bobonaro	881	860	1,741	25	36	61	787	822	1,609	18	38	56	779	712	1,491	29	27	56	2,447	2,394	4,841	72	101	173
Covalima	635	632	1,267	9	20	29	702	665	1,367	12	29	41	726	675	1,401	18	17	35	2,063	1,972	4,035	39	66	105
Dili	2,156	2,200	4,356	45	136	181	2,342	2,225	4,567	21	72	93	2,317	2,338	4,655	37	43	80	6,815	6,763	13,578	103	251	354
Ermera	977	1,117	2,094	34	65	99	891	982	1,873	25	65	90	796	914	1,710	12	27	39	2,664	3,013	5,677	71	157	228
Lautem	893	900	1,793	12	40	52	611	612	1,223	18	34	52	692	707	1,399	9	12	21	2,196	2,219	4,415	39	86	125
Liquica	486	534	1,020	21	36	57	513	508	1,021	15	36	51	474	499	973	6	3	9	1,473	1,541	3,014	42	75	117
Manatuto	405	466	871	22	44	66	421	418	839	10	19	29	413	414	827	1	4	5	1,239	1,298	2,537	33	67	100
Manufahi	655	645	1,300	30	47	77	586	565	1,151	13	21	34	469	486	955	27	21	48	1,710	1,696	3,406	70	89	159
Oecusse	475	497	972	44	52	96	452	440	892	27	17	44	436	424	860	42	30	72	1,363	1,361	2,724	113	99	212
Viqueque	825	831	1,656	6	17	23	760	751	1,511	14	10	24	730	740	1,470	14	11	25	2,315	2,322	4,637	34	38	72
Nasionál/ National	10,899	11,381	22,280	308	618	926	10,410	10,306	20,716	209	410	619	10,049	10,049	20,098	260	265	525	31,358	31,736	63,094	777	1,293	2,070

Dadus ne'ebé apresenta iha leten foti hosi EMIS ho data 9 Agostu 2013/EMIS data as of 9th August, 2013.

F/G: Labarik Feto/Girls, M/B: Labarik Mane/Boys, T:Totál/Total

Tabela/Table 23 (Pájina 4 hosi 4/Page 4 of 4)

**Númeru Estudante ne'ebé Repete iha Eskola Primária, Pre-Sekundária no Sekundária tuir Grau no Siklu (Inísiu Tinan Eskolár) (2012)/
Number of Students Repeating in Primary, Pre-Secondary and Secondary Schools by Grade and Cycle (Beginning of School Year) (2012)**

	Sekundáriu/Secondary																		Totál Sekundáriu/ Total Secondary					
	Grau 10/Grade 10						Grau 11/Grade 11						Grau 12/Grade 12											
	Matríkula/ Enrolled			Repete/ Repeaters			Matríkula/ Enrolled			Repete/ Repeaters			Matríkula/ Enrolled			Repete/ Repeaters			Matríkula/ Enrolled			Repete/ Repeaters		
	F/G	M/B	T	F/G	M/B	T	F/G	M/B	T	F/G	M/B	T	F/G	M/B	T	F/G	M/B	T	F/G	M/B	T	F/G	M/B	T
Aileu	422	415	837	1	10	11	345	303	648	0	2	2	346	315	661	4	4	8	1,113	1,033	2,146	5	16	21
Ainaro	356	320	676	6	8	14	334	287	621	4	4	8	253	250	503	5	3	8	943	857	1,800	15	15	30
Baucau	867	938	1,805	12	21	33	799	799	1,598	23	10	33	695	710	1,405	6	9	15	2,361	2,447	4,808	41	40	81
Bobonaro	562	553	1,115	11	27	38	468	431	899	5	12	17	405	412	817	18	14	32	1,435	1,396	2,831	34	53	87
Covalima	518	576	1,094	7	8	15	500	490	990	0	4	4	416	423	839	3	4	7	1,434	1,489	2,923	10	16	26
Dili	3,194	3,163	6,357	19	36	55	3,200	3,331	6,531	8	14	22	3,064	3,139	6,203	14	28	42	9,458	9,633	19,091	41	78	119
Ermera	479	511	990	5	9	14	384	457	841	0	2	2	370	428	798	2	7	9	1,233	1,396	2,629	7	18	25
Lautem	489	458	947	3	12	15	358	379	737	1	7	8	347	351	698	0	1	1	1,194	1,188	2,382	4	20	24
Liquica	411	466	877	3	8	11	333	332	665	7	3	10	342	337	679	2	6	8	1,086	1,135	2,221	12	17	29
Manatuto	198	216	414	6	7	13	171	161	332	3	0	3	158	157	315	2	4	6	527	534	1,061	11	11	22
Manufahi	532	514	1,046	9	11	20	450	351	801	6	6	12	382	346	728	3	4	7	1,364	1,211	2,575	18	21	39
Oecusse	284	297	581	1	4	5	266	301	567	0	1	1	213	249	462	0	1	1	763	847	1,610	1	6	7
Viqueque	464	390	854	6	7	13	402	414	816	2	9	11	275	306	581	0	0	0	1,141	1,110	2,251	8	16	24
Nasionál/ National	8,776	8,817	17,593	89	168	257	8,010	8,036	16,046	59	74	133	7,266	7,423	14,689	59	85	144	24,052	24,276	48,328	207	327	534

Dadus ne'ebé apresenta iha leten foti hosi EMIS ho data 9 Agostu 2013/EMIS data as of 9th August, 2013.

F/G: Labarik Feto/Girls, M/B: Labarik Mane/Boys, T:Totál/Total

Tabela/Table 24 (Pájina 1 hosi 2/Page 1 of 2)

Persentajen (%) ba Repetente sira iha Eskola Primária, Pre-Sekundária no Sekundária tuir Grau no Siklu (Inísiu Tinan Eskolár) (2012)/
Percentage (%) of Repeaters in Primary, Pre-Secondary and Secondary Schools by Grade and Cycle (Beginning of School Year) (2012)

	Primáriu/Primary																										
	Ensinu Báziku (Siklu 1)/ Basic Education (Cycle 1)												Ensinu Báziku (Siklu 2)/ Basic Education (Cycle 2)												Totál Primáriu (Totál Siklu 1&2)/ Total Primary (Total Cycles 1&2)		
	Grau 1/ Grade 1			Grau 2/ Grade 2			Grau 3/ Grade 3			Grau 4/ Grade 4			Totál Siklu 1/ Total Cycle 1			Grau 5/ Grade 5			Grau 6/ Grade 6			Totál Siklu 2/ Total Cycle 2					
	F/G	M/B	T	F/G	M/B	T	F/G	M/B	T	F/G	M/B	T	F/G	M/B	T	F/G	M/B	T	F/G	M/B	T	F/G	M/B	T			F/G
Aileu	39.33	39.68	39.52	19.30	23.62	21.65	15.83	20.00	18.01	7.74	12.54	10.31	21.89	25.12	23.62	5.80	10.01	8.04	2.65	5.19	3.93	4.31	7.85	6.15	17.44	20.95	19.30
Ainaro	28.24	35.25	31.98	13.62	16.72	15.25	9.85	11.31	10.62	8.02	11.08	9.60	15.95	20.03	18.10	3.33	6.89	5.17	1.66	3.49	2.58	2.52	5.29	3.94	12.58	16.51	14.64
Baucau	33.52	38.18	36.03	16.11	22.80	19.64	11.50	17.99	14.88	8.40	12.88	10.78	18.62	24.38	21.67	4.31	8.37	6.38	1.06	2.83	1.96	2.83	5.87	4.37	14.54	19.89	17.34
Bobonaro	40.37	44.66	42.60	20.61	26.34	23.65	17.55	20.84	19.22	9.13	12.20	10.63	24.07	28.69	26.44	5.01	7.49	6.23	3.74	5.62	4.73	4.46	6.61	5.55	19.87	24.08	22.02
Covalima	43.85	48.63	46.40	21.99	27.44	24.89	13.19	16.21	14.71	7.22	11.23	9.29	23.48	28.43	26.07	4.58	8.00	6.29	11.12	13.85	12.47	7.77	10.82	9.29	19.48	24.28	21.96
Dili	11.70	16.80	14.40	8.02	12.72	10.52	6.16	9.71	7.96	6.23	9.75	8.13	8.05	12.31	10.30	3.66	6.53	5.13	1.30	2.87	2.08	2.57	4.90	3.75	6.56	10.41	8.57
Ermera	36.85	39.28	38.11	18.36	21.05	19.77	11.82	13.81	12.85	10.43	13.76	12.19	20.41	22.91	21.71	6.75	8.85	7.85	2.72	4.21	3.47	4.97	6.89	5.96	16.95	19.38	18.22
Lautem	42.44	48.17	45.47	17.64	24.50	21.36	11.43	20.07	15.95	8.33	11.20	9.78	22.58	29.03	25.97	4.73	8.50	6.61	1.05	2.51	1.77	3.12	5.91	4.50	17.68	23.71	20.81
Liquica	31.29	36.47	34.03	18.06	23.38	20.91	13.31	18.01	15.80	9.71	14.88	12.42	19.30	24.40	22.00	9.12	12.16	10.74	2.80	4.86	3.88	6.29	8.95	7.69	16.32	20.89	18.74
Manatuto	42.97	44.62	43.85	21.96	27.03	24.61	15.56	19.85	17.81	8.37	13.28	11.04	23.98	27.75	25.98	6.41	8.49	7.44	4.18	5.32	4.75	5.43	7.10	6.26	19.49	23.24	21.45
Manufahi	28.97	33.00	31.12	12.59	16.89	14.81	9.40	17.50	13.74	9.34	12.84	11.17	15.54	20.68	18.25	4.40	9.81	7.12	1.17	1.77	1.45	2.90	6.30	4.57	12.01	17.08	14.63
Oecusse	38.91	40.40	39.69	25.11	30.67	27.94	16.77	17.69	17.25	13.64	15.06	14.31	25.07	28.03	26.58	6.61	8.54	7.55	1.15	1.22	1.19	4.21	5.34	4.76	20.97	23.89	22.44
Viqueque	37.05	38.71	37.94	18.89	25.39	22.38	15.35	18.87	17.27	8.03	11.68	9.98	21.11	24.76	23.07	4.09	6.27	5.17	2.47	2.58	2.52	3.33	4.54	3.93	16.26	19.87	18.16
Nasionál/ National	33.56	37.46	35.62	16.93	21.93	19.58	12.10	16.12	14.19	8.60	12.18	10.47	18.91	23.18	21.15	5.02	8.14	6.60	2.64	4.16	3.40	3.93	6.35	5.15	15.21	19.27	17.32

Dados ne'ebé apresenta iha leten foti hosi EMIS ho data 9 Agostu 2013/EMIS data as of 9th August, 2013.

F/G: Labarik Feto/Girls, M/B: Labarik Mane/Boys, T:Totál/Total

Tabela/Table 24 (Pájlina 2 hosi 2/Page 2 of 2)

Persentajen (%) ba Repetente sira iha Eskola Primária, Pre-Sekundária no Sekundária tuir Grau no Siklu (Inísiu Tinan Eskolár) (2012)/
Percentage (%) of Repeaters in Primary, Pre-Secondary and Secondary Schools by Grade and Cycle (Beginning of School Year) (2012)

	Pre-Sekundáriu/Pre-Secondary												Sekundáriu/Secondary											
	Siklu 3/Cycle 3									Totál Pre-Sekundáriu (Totál Siklu 3)/ Total Pre-Secondary (Total Cycle 3)			Grau 10/ Grade 10			Grau 11/ Grade 11			Grau 12/ Grade 12			Totál Sekundáriu/ Total Secondary		
	Grau 7/Grade 7			Grau 8/Grade 8			Grau 9/Grade 9			F/G	M/B	T	F/G	M/B	T	F/G	M/B	T	F/G	M/B	T	F/G	M/B	T
	F/G	M/B	T	F/G	M/B	T	F/G	M/B	T															
Aileu	4.37	7.22	5.84	2.71	4.07	3.36	0.22	0.75	0.47	2.50	4.34	3.40	0.24	2.41	1.31	0.00	0.66	0.31	1.16	1.27	1.21	0.45	1.55	0.98
Ainaro	1.42	3.94	2.76	1.83	2.28	2.06	6.78	8.36	7.58	3.25	4.77	4.04	1.69	2.50	2.07	1.20	1.39	1.29	1.98	1.20	1.59	1.59	1.75	1.67
Baucau	2.11	4.01	3.08	0.98	2.91	1.94	2.22	1.70	1.96	1.76	2.95	2.36	1.38	2.24	1.83	2.88	1.25	2.07	0.86	1.27	1.07	1.74	1.63	1.68
Bobonaro	2.84	4.19	3.50	2.29	4.62	3.48	3.72	3.79	3.76	2.94	4.22	3.57	1.96	4.88	3.41	1.07	2.78	1.89	4.44	3.40	3.92	2.37	3.80	3.07
Covalima	1.42	3.16	2.29	1.71	4.36	3.00	2.48	2.52	2.50	1.89	3.35	2.60	1.35	1.39	1.37	0.00	0.82	0.40	0.72	0.95	0.83	0.70	1.07	0.89
Dili	2.09	6.18	4.16	0.90	3.24	2.04	1.60	1.84	1.72	1.51	3.71	2.61	0.59	1.14	0.87	0.25	0.42	0.34	0.46	0.89	0.68	0.43	0.81	0.62
Ermera	3.48	5.82	4.73	2.81	6.62	4.81	1.51	2.95	2.28	2.67	5.21	4.02	1.04	1.76	1.41	0.00	0.44	0.24	0.54	1.64	1.13	0.57	1.29	0.95
Lautem	1.34	4.44	2.90	2.95	5.56	4.25	1.30	1.70	1.50	1.78	3.88	2.83	0.61	2.62	1.58	0.28	1.85	1.09	0.00	0.28	0.14	0.34	1.68	1.01
Liquica	4.32	6.74	5.59	2.92	7.09	5.00	1.27	0.60	0.92	2.85	4.87	3.88	0.73	1.72	1.25	2.10	0.90	1.50	0.58	1.78	1.18	1.10	1.50	1.31
Manatuto	5.43	9.44	7.58	2.38	4.55	3.46	0.24	0.97	0.60	2.66	5.16	3.94	3.03	3.24	3.14	1.75	0.00	0.90	1.27	2.55	1.90	2.09	2.06	2.07
Manufahi	4.58	7.29	5.92	2.22	3.72	2.95	5.76	4.32	5.03	4.09	5.25	4.67	1.69	2.14	1.91	1.33	1.71	1.50	0.79	1.16	0.96	1.32	1.73	1.51
Oecusse	9.26	10.46	9.88	5.97	3.86	4.93	9.63	7.08	8.37	8.29	7.27	7.78	0.35	1.35	0.86	0.00	0.33	0.18	0.00	0.40	0.22	0.13	0.71	0.43
Viqueque	0.73	2.05	1.39	1.84	1.33	1.59	1.92	1.49	1.70	1.47	1.64	1.55	1.29	1.79	1.52	0.50	2.17	1.35	0.00	0.00	0.00	0.70	1.44	1.07
Nasionál/ National	2.83	5.43	4.16	2.01	3.98	2.99	2.59	2.64	2.61	2.48	4.07	3.28	1.01	1.91	1.46	0.74	0.92	0.83	0.81	1.15	0.98	0.86	1.35	1.10

Dados ne'ebé apresenta iha leten foti hosi EMIS ho data 9 Agostu 2013/EMIS data as of 9th August, 2013.

F/G: Labarik Feto/Girls, M/B: Labarik Mane/Boys, T:Totál/Total

Tabela/Table 25 (Pájina 1 hosi 4/ Page 1 of 4)

**Númeru Estudante sira-ne'ébé Repete iha Eskola Primária, Pre-Sekundária no Sekundária tuir Grau no Siklu (Finál Tinan Eskolár) (2012)/
Number of Students Repeating in Primary, Pre-Secondary and Secondary Schools by Grade and Cycle (End of School Year) (2012)**

	Primáriu/Primary																													
	Ensínu Báziku (Siklu 1)/Basic Education (Cycle 1)																													
	Grau 1/Grade 1						Grau 2/Grade 2						Grau 3/Grade 3						Grau 4/Grade 4						Totál Siklu 1/Total Cycle 1					
	Matrikula2011/ Enrolled 2011			Repete 2012/ Repeating 2012			Matrikula2011/ Enrolled 2011			Repete 2012/ Repeating 2012			Matrikula2011/ Enrolled 2011			Repete 2012/ Repeating 2012			Matrikula2011/ Enrolled 2011			Repete 2012/ Repeating 2012			Matrikula2011/ Enrolled 2011			Repete 2012/ Repeating 2012		
	F/G	M/B	T	F/G	M/B	T	F/G	M/B	T	F/G	M/B	T	F/G	M/B	T	F/G	M/B	T	F/G	M/B	T	F/G	M/B	T	F/G	M/B	T	F/G	M/B	T
Aileu	1,106	1,265	2,371	330	484	814	891	1,067	1,958	167	255	422	992	1,090	2,082	158	240	398	775	893	1,668	83	153	236	3,764	4,315	8,079	738	1,132	1,870
Ainaro	1,682	1,926	3,608	536	719	1,255	1,388	1,549	2,937	251	299	550	1,300	1,459	2,759	184	272	456	1,197	1,282	2,479	114	185	299	5,567	6,216	11,783	1,085	1,475	2,560
Baucau	2,858	3,329	6,187	865	1,211	2,076	2,396	2,676	5,072	384	596	980	2,304	2,496	4,800	310	460	770	1,976	2,236	4,212	149	268	417	9,534	10,737	20,271	1,708	2,535	4,243
Bobonaro	2,700	2,924	5,624	1,115	1,308	2,423	2,018	2,274	4,292	492	659	1,151	1,966	2,020	3,986	381	510	891	1,621	1,549	3,170	211	241	452	8,305	8,767	17,072	2,199	2,718	4,917
Covalima	1,715	1,964	3,679	705	865	1,570	1,269	1,447	2,716	247	362	609	1,304	1,326	2,630	193	267	460	1,205	1,282	2,487	128	156	284	5,493	6,019	11,512	1,273	1,650	2,923
Dili	3,616	4,071	7,687	361	540	901	3,618	4,113	7,731	256	449	705	3,945	4,079	8,024	258	384	642	3,096	3,621	6,717	179	300	479	14,275	15,884	30,159	1,054	1,673	2,727
Ermera	3,129	3,376	6,505	1,064	1,168	2,232	2,860	3,159	6,019	582	674	1,256	2,742	2,940	5,682	432	509	941	2,206	2,478	4,684	287	359	646	10,937	11,953	22,890	2,365	2,710	5,075
Lautem	1,937	2,182	4,119	694	880	1,574	1,366	1,616	2,982	287	413	700	1,356	1,485	2,841	204	327	531	1,165	1,187	2,352	92	171	263	5,824	6,470	12,294	1,277	1,791	3,068
Liquica	1,566	1,752	3,318	470	638	1,108	1,268	1,467	2,735	246	313	559	1,240	1,399	2,639	202	312	514	1,020	1,129	2,149	133	187	320	5,094	5,747	10,841	1,051	1,450	2,501
Manatuto	1,166	1,329	2,495	392	559	951	1,020	1,121	2,141	199	301	500	990	1,093	2,083	123	237	360	753	896	1,649	113	155	268	3,929	4,439	8,368	827	1,252	2,079
Manufahi	1,039	1,194	2,233	269	389	658	985	1,048	2,033	158	206	364	957	1,103	2,060	117	172	289	835	919	1,754	99	132	231	3,816	4,264	8,080	643	899	1,542
Oecusse	1,681	1,869	3,550	667	819	1,486	1,549	1,601	3,150	436	484	920	1,324	1,413	2,737	326	372	698	1,078	983	2,061	200	202	402	5,632	5,866	11,498	1,629	1,877	3,506
Viqueque	1,865	2,144	4,009	560	787	1,347	1,493	1,729	3,222	219	339	558	1,531	1,844	3,375	207	328	535	1,345	1,541	2,886	111	201	312	6,234	7,258	13,492	1,097	1,655	2,752
Nasionál/ National	26,060	29,325	55,385	8,028	10,367	18,395	22,121	24,867	46,988	3,924	5,350	9,274	21,951	23,747	45,698	3,095	4,390	7,485	18,272	19,996	38,268	1,899	2,710	4,609	88,404	97,935	186,339	16,946	22,817	39,763

Dadus ne'ébé apresenta iha leten foti hosi EMIS ho data 9 Agostu 2013/EMIS data as of 9th August, 2013.

F/G: Labarik Feto/Girls, M/B: Labarik Mane/Boys, T:Totál/Total

Tabela/Table 25 (Pájina 2 hosi 4/ Page 2 of 4)

**Númeru Estudante sira-ne'ebé Repete iha Eskola Primária, Pre-Sekundária no Sekundária tuir Grau no Siklu (Finál Tinan Eskolár) (2012)/
Number of Students Repeating in Primary, Pre-Secondary and Secondary Schools by Grade and Cycle (End of School Year) (2012)**

	Primáriu/Primary																							
	Ensínu Báziku (Siklu 2)/Basic Education (Cycle 2)																		Totál Primáriu (Totál Siklu 1&2)/ Total Primary (Total Cycles 1&2)					
	Grau 5/Grade 5						Grau 6/Grade 6						Totál Siklu 2/Total Cycle 2											
	Matrikula 2011/ Enrolled 2011			Repete 2012/ Repeating 2012			Matrikula 2011/ Enrolled 2011			Repete 2012/ Repeating 2012			Matrikula 2011/ Enrolled 2011			Repete 2012/ Repeating 2012			Matrikula 2011/ Enrolled 2011			Repete 2012/ Repeating 2012		
	F/G	M/B	T	F/G	M/B	T	F/G	M/B	T	F/G	M/B	T	F/G	M/B	T	F/G	M/B	T	F/G	M/B	T	F/G	M/B	T
Aileu	672	759	1,431	40	109	149	603	617	1,220	18	29	47	1,275	1,376	2,651	58	138	196	5,039	5,691	10,730	796	1,270	2,066
Ainaro	962	1,030	1,992	77	132	209	901	918	1,819	45	51	96	1,863	1,948	3,811	122	183	305	7,430	8,164	15,594	1,207	1,658	2,865
Baucau	1,811	1,888	3,699	103	192	295	1,512	1,556	3,068	53	48	101	3,323	3,444	6,767	156	240	396	12,857	14,181	27,038	1,864	2,775	4,639
Bobonaro	1,278	1,228	2,506	99	121	220	988	1,085	2,073	33	47	80	2,266	2,313	4,579	132	168	300	10,571	11,080	21,651	2,331	2,886	5,217
Covalima	961	962	1,923	57	115	172	917	895	1,812	46	66	112	1,878	1,857	3,735	103	181	284	7,371	7,876	15,247	1,376	1,831	3,207
Dili	2,870	3,033	5,903	91	165	256	2,457	2,439	4,896	36	68	104	5,327	5,472	10,799	127	233	360	19,602	21,356	40,958	1,181	1,906	3,087
Ermera	1,763	1,943	3,706	138	203	341	1,395	1,426	2,821	42	39	81	3,158	3,369	6,527	180	242	422	14,095	15,322	29,417	2,545	2,952	5,497
Lautem	1,099	1,094	2,193	95	147	242	859	836	1,695	201	199	400	1,958	1,930	3,888	296	346	642	7,782	8,400	16,182	1,573	2,137	3,710
Liquica	833	946	1,779	66	113	179	678	741	1,419	26	45	71	1,511	1,687	3,198	92	158	250	6,605	7,434	14,039	1,143	1,608	2,751
Manatuto	702	695	1,397	54	69	123	550	545	1,095	14	35	49	1,252	1,240	2,492	68	104	172	5,181	5,679	10,860	895	1,356	2,251
Manufahi	796	805	1,601	60	98	158	685	623	1,308	14	10	24	1,481	1,428	2,909	74	108	182	5,297	5,692	10,989	717	1,007	1,724
Oecusse	771	738	1,509	81	104	185	607	572	1,179	14	17	31	1,378	1,310	2,688	95	121	216	7,010	7,176	14,186	1,724	1,998	3,722
Viqueque	1,248	1,228	2,476	83	93	176	1,092	1,087	2,179	19	24	43	2,340	2,315	4,655	102	117	219	8,574	9,573	18,147	1,199	1,772	2,971
Nasionál/ National	15,766	16,349	32,115	1,044	1,661	2,705	13,244	13,340	26,584	561	678	1,239	29,010	29,689	58,699	1,605	2,339	3,944	117,414	127,624	245,038	18,551	25,156	43,707

Dadus ne'ebé apresenta iha leten foti hosi EMIS ho data 9 Agostu 2013/EMIS data as of 9th August, 2013.

F/G: Labarik Feto/Girls, M/B: Labarik Mane/Boys, T:Totál/Total

Tabela/Table 25 (Pájina 3 hosi 4/ Page 3 of 4)

**Númeru Estudante sira-ne'ebé Repete iha Eskola Primária, Pre-Sekundária no Sekundária tuir Grau no Siklu (Finál Tinan Eskolár) (2012)/
Number of Students Repeating in Primary, Pre-Secondary and Secondary Schools by Grade and Cycle (End of School Year) (2012)**

	Pre-Sekundáriu/Pre-Secondary																							
	Siklu 3/Cycle 3																		Totál Pre-Sekundáriu (Totál Siklu 3)/ Total Pre-Secondary (Total Cycle 3)					
	Grau 7/Grade 7						Grau 8/Grade 8						Grau 9/Grade 9											
	Matrikula 2011/ Enrolled 2011			Repete 2012/ Repeating 2012			Matrikula 2011/ Enrolled 2011			Repete 2012/ Repeating 2012			Matrikula 2011/ Enrolled 2011			Repete 2012/ Repeating 2012			Matrikula 2011/ Enrolled 2011			Repete 2012/ Repeating 2012		
	F/G	M/B	T	F/G	M/B	T	F/G	M/B	T	F/G	M/B	T	F/G	M/B	T	F/G	M/B	T	F/G	M/B	T	F/G	M/B	T
Aileu	504	540	1,044	8	22	30	480	442	922	15	36	51	454	401	855	4	15	19	1,438	1,383	2,821	27	73	100
Ainaro	632	711	1,343	15	35	50	545	571	1,116	14	23	37	546	562	1,108	13	23	36	1,723	1,844	3,567	42	81	123
Baucau	1,375	1,448	2,823	47	81	128	1,320	1,305	2,625	27	42	69	1,217	1,177	2,394	22	40	62	3,912	3,930	7,842	96	163	259
Bobonaro	881	860	1,741	25	34	59	787	822	1,609	15	20	35	779	712	1,491	36	28	64	2,447	2,394	4,841	76	82	158
Covalima	635	632	1,267	9	17	26	702	665	1,367	9	25	34	726	675	1,401	11	11	22	2,063	1,972	4,035	29	53	82
Dili	2,156	2,200	4,356	34	100	134	2,342	2,225	4,567	23	59	82	2,317	2,338	4,655	171	190	361	6,815	6,763	13,578	228	349	577
Ermera	977	1,117	2,094	13	27	40	891	982	1,873	9	16	25	796	914	1,710	4	4	8	2,664	3,013	5,677	26	47	73
Lautem	893	900	1,793	34	73	107	611	612	1,223	9	20	29	692	707	1,399	18	18	36	2,196	2,219	4,415	61	111	172
Liquica	486	534	1,020	7	40	47	513	508	1,021	6	29	35	474	499	973	25	45	70	1,473	1,541	3,014	38	114	152
Manatuto	405	466	871	27	43	70	421	418	839	21	15	36	413	414	827	3	6	9	1,239	1,298	2,537	51	64	115
Manufahi	655	645	1,300	20	51	71	586	565	1,151	9	21	30	469	486	955	2	4	6	1,710	1,696	3,406	31	76	107
Oecusse	475	497	972	14	27	41	452	440	892	17	16	33	436	424	860	8	4	12	1,363	1,361	2,724	39	47	86
Viqueque	825	831	1,656	12	20	32	760	751	1,511	4	13	17	730	740	1,470	7	13	20	2,315	2,322	4,637	23	46	69
Nasional/ National	10,899	11,381	22,280	265	570	835	10,410	10,306	20,716	178	335	513	10,049	10,049	20,098	324	401	725	31,358	31,736	63,094	767	1,306	2,073

Dados ne'ebé apresenta iha leten foti hosi EMIS ho data 9 Agostu 2013/EMIS data as of 9th August, 2013.

F/G: Labarik Feto/Girls, M/B: Labarik Mane/Boys, T:Totál/Total

Tabela/Table 25 (Pájlina 4 hosi 4/ Page 4 of 4)

**Númeru Estudante sira-ne'ebé Repete iha Eskola Primária, Pre-Sekundária no Sekundária tuir Grau no Siklu (Finál Tinan Eskolár) (2012)/
Number of Students Repeating in Primary, Pre-Secondary and Secondary Schools by Grade and Cycle (End of School Year) (2012)**

	Sekundáriu/Secondary																		Totál Sekundáriu/ Total Secondary					
	Grau 10/Grade 10						Grau 11/Grade 11						Grau 12/Grade 12											
	Matríkula 2011/ Enrolled 2011			Repete 2012/ Repeating 2012			Matríkula 2011/ Enrolled 2011			Repete 2012/ Repeating 2012			Matríkula 2011/ Enrolled 2011			Repete 2012/ Repeating 2012			Matríkula 2011/ Enrolled 2011			Repete 2012/ Repeating 2012		
	F/G	M/B	T	F/G	M/B	T	F/G	M/B	T	F/G	M/B	T	F/G	M/B	T	F/G	M/B	T	F/G	M/B	T	F/G	M/B	T
Aileu	422	415	837	1	10	11	345	303	648	0	2	2	346	315	661	4	4	8	1,113	1,033	2,146	5	16	21
Ainaro	356	320	676	6	8	14	334	287	621	4	4	8	253	250	503	5	3	8	943	857	1,800	15	15	30
Baucau	867	938	1,805	12	21	33	799	799	1,598	23	10	33	695	710	1,405	6	9	15	2,361	2,447	4,808	41	40	81
Bobonaro	562	553	1,115	11	27	38	468	431	899	5	12	17	405	412	817	18	14	32	1,435	1,396	2,831	34	53	87
Covalima	518	576	1,094	7	8	15	500	490	990	0	4	4	416	423	839	3	4	7	1,434	1,489	2,923	10	16	26
Dili	3,194	3,163	6,357	19	36	55	3,200	3,331	6,531	8	14	22	3,064	3,139	6,203	14	28	42	9,458	9,633	19,091	41	78	119
Ermera	479	511	990	5	9	14	384	457	841	0	2	2	370	428	798	2	7	9	1,233	1,396	2,629	7	18	25
Lautem	489	458	947	3	12	15	358	379	737	1	7	8	347	351	698	0	1	1	1,194	1,188	2,382	4	20	24
Liquica	411	466	877	3	8	11	333	332	665	7	3	10	342	337	679	2	6	8	1,086	1,135	2,221	12	17	29
Manatuto	198	216	414	6	7	13	171	161	332	3	0	3	158	157	315	2	4	6	527	534	1,061	11	11	22
Manufahi	532	514	1,046	9	11	20	450	351	801	6	6	12	382	346	728	3	4	7	1,364	1,211	2,575	18	21	39
Oecusse	284	297	581	1	4	5	266	301	567	0	1	1	213	249	462	0	1	1	763	847	1,610	1	6	7
Viqueque	464	390	854	6	7	13	402	414	816	2	9	11	275	306	581	0	0	0	1,141	1,110	2,251	8	16	24
Nasional/ National	8,776	8,817	17,593	89	168	257	8,010	8,036	16,046	59	74	133	7,266	7,423	14,689	59	85	144	24,052	24,276	48,328	207	327	534

Dados ne'ebé apresenta iha leten foti hosi EMIS ho data 9 Agostu 2013/EMIS data as of 9th August, 2013.

F/G: Labarik Feto/Girls, M/B: Labarik Mane/Boys, T:Totál/Total

Tabela/Table 26 (Pájina 1 hosi 2/ Page 1 of 2)

**Taxa Repetisaun ba Feto no Mane (%) iha Eskola Primária, Pre-Sekundária no Sekundária tuir Grau no Siklu (Finál Tinan Eskolár) (2012)/
Repetition Rate of Girls and Boys (%) in Primary, Pre-Secondary and Secondary Schools by Grade and Cycle (End of School Year) (2012)**

	Primáriu/Primary																										
	Ensinu Báziku (Siklu 1)/ Basic Education (Cycle 1)												Ensinu Báziku (Siklu 2)/ Basic Education (Cycle 2)												Total Primáriu (Total Siklu 1 & 2)/ Total Primary (Total Cycles 1 & 2)		
	Grau 1/ Grade 1			Grau 2/ Grade 2			Grau 3/ Grade 3			Grau 4/ Grade 4			Total Siklu 1/ Total Cycle 1			Grau 5/ Grade 5			Grau 6/ Grade 6			Total Siklu 2/ Total Cycle 2					
	F/G	M/B	T	F/G	M/B	T	F/G	M/B	T	F/G	M/B	T	F/G	M/B	T	F/G	M/B	T	F/G	M/B	T	F/G	M/B	T			
Aileu	29.84	38.26	34.33	18.74	23.90	21.55	15.93	22.02	19.12	10.71	17.13	14.15	19.61	26.23	23.15	5.95	14.36	10.41	2.99	4.70	3.85	4.55	10.03	7.39	15.80	22.32	19.25
Ainaro	31.87	37.33	34.78	18.08	19.30	18.73	14.15	18.64	16.53	9.52	14.43	12.06	19.49	23.73	21.73	8.00	12.82	10.49	4.99	5.56	5.28	6.55	9.39	8.00	16.24	20.31	18.37
Baucau	30.27	36.38	33.55	16.03	22.27	19.32	13.45	18.43	16.04	7.54	11.99	9.90	17.91	23.61	20.93	5.69	10.17	7.98	3.51	3.08	3.29	4.69	6.97	5.85	14.50	19.57	17.16
Bobonaro	41.30	44.73	43.08	24.38	28.98	26.82	19.38	25.25	22.35	13.02	15.56	14.26	26.48	31.00	28.80	7.75	9.85	8.78	3.34	4.33	3.86	5.83	7.26	6.55	22.05	26.05	24.10
Covalima	41.11	44.04	42.67	19.46	25.02	22.42	14.80	20.14	17.49	10.62	12.17	11.42	23.17	27.41	25.39	5.93	11.95	8.94	5.02	7.37	6.18	5.48	9.75	7.60	18.67	23.25	21.03
Dili	9.98	13.26	11.72	7.08	10.92	9.12	6.54	9.41	8.00	5.78	8.29	7.13	7.38	10.53	9.04	3.17	5.44	4.34	1.47	2.79	2.12	2.38	4.26	3.33	6.02	8.92	7.54
Ermera	34.00	34.60	34.31	20.35	21.34	20.87	15.75	17.31	16.56	13.01	14.49	13.79	21.62	22.67	22.17	7.83	10.45	9.20	3.01	2.73	2.87	5.70	7.18	6.47	18.06	19.27	18.69
Lautem	35.83	40.33	38.21	21.01	25.56	23.47	15.04	22.02	18.69	7.90	14.41	11.18	21.93	27.68	24.96	8.64	13.44	11.04	23.40	23.80	23.60	15.12	17.93	16.51	20.21	25.44	22.93
Liquica	30.01	36.42	33.39	19.40	21.34	20.44	16.29	22.30	19.48	13.04	16.56	14.89	20.63	25.23	23.07	7.92	11.95	10.06	3.83	6.07	5.00	6.09	9.37	7.82	17.31	21.63	19.60
Manatuto	33.62	42.06	38.12	19.51	26.85	23.35	12.42	21.68	17.28	15.01	17.30	16.25	21.05	28.20	24.84	7.69	9.93	8.80	2.55	6.42	4.47	5.43	8.39	6.90	17.27	23.88	20.73
Manufahi	25.89	32.58	29.47	16.04	19.66	17.90	12.23	15.59	14.03	11.86	14.36	13.17	16.85	21.08	19.08	7.54	12.17	9.87	2.04	1.61	1.83	5.00	7.56	6.26	13.54	17.69	15.69
Oecusse	39.68	43.82	41.86	28.15	30.23	29.21	24.62	26.33	25.50	18.55	20.55	19.51	28.92	32.00	30.49	10.51	14.09	12.26	2.31	2.97	2.63	6.89	9.24	8.04	24.59	27.84	26.24
Viqueque	30.03	36.71	33.60	14.67	19.61	17.32	13.52	17.79	15.85	8.25	13.04	10.81	17.60	22.80	20.40	6.65	7.57	7.11	1.74	2.21	1.97	4.36	5.05	4.70	13.98	18.51	16.37
Nasional/ National	30.81	35.35	33.21	17.74	21.51	19.74	14.10	18.49	16.38	10.39	13.55	12.04	19.17	23.30	21.34	6.62	10.16	8.42	4.24	5.08	4.66	5.53	7.88	6.72	15.80	19.71	17.84

Dadus ne'ebé apresenta iha leten foti hosi EMIS ho data 9 Agostu 2013/EMIS data as of 9th August, 2013.

F/G: Labarik Feto/Girls, M/B: Labarik Mane/Boys, T:Total/Total

Tabela/Table 26 (Pájjina 2 hosi 2/ Page 2 of 2)

**Taxa Repetisaun ba Feto no Mane (%) iha Eskola Primária, Pre-Sekundária no Sekundária tuir Grau no Siklu (Finál Tinan Eskolár) (2012)/
Repetition Rate of Girls and Boys (%) in Primary, Pre-Secondary and Secondary Schools by Grade and Cycle (End of School Year) (2012)**

	Pre-Sekundáriu/Pre-Secondary												Sekundáriu/Secondary											
	Siklu3/Cycle 3									Totál Pre-Sekundáriu (Totál Siklu 3)/ Total Pre-Secondary (Total Cycle 3)			Grau 10/ Grade 10			Grau 11/ Grade 11			Grau 12/ Grade 12			Totál Sekundáriu/ Total Secondary		
	Grau 7/ Grade 7			Grau 8/ Grade 8			Grau 9/ Grade 9			F/G	M/B	T	F/G	M/B	T	F/G	M/B	T	F/G	M/B	T	F/G	M/B	T
	F/G	M/B	T	F/G	M/B	T	F/G	M/B	T															
Aileu	1.59	4.07	2.87	3.13	8.14	5.53	0.88	3.74	2.22	1.88	5.28	3.54	2.13	4.10	3.11	1.74	3.63	2.62	1.73	2.86	2.27	1.89	3.58	2.70
Ainaro	2.37	4.92	3.72	2.57	4.03	3.32	2.38	4.09	3.25	2.44	4.39	3.45	0.28	0.63	0.44	0.00	0.70	0.32	0.40	0.80	0.60	0.21	0.70	0.44
Baucau	3.42	5.59	4.53	2.05	3.22	2.63	1.81	3.40	2.59	2.45	4.15	3.30	0.81	3.30	2.11	0.38	1.00	0.69	0.72	0.56	0.64	0.64	1.76	1.21
Bobonaro	2.84	3.95	3.39	1.91	2.43	2.18	4.62	3.93	4.29	3.11	3.43	3.26	0.18	1.63	0.90	0.00	0.70	0.33	0.25	0.24	0.24	0.14	0.93	0.53
Covalima	1.42	2.69	2.05	1.28	3.76	2.49	1.52	1.63	1.57	1.41	2.69	2.03	0.97	3.30	2.19	1.20	2.04	1.62	0.24	1.65	0.95	0.84	2.42	1.64
Dili	1.58	4.55	3.08	0.98	2.65	1.80	7.38	8.13	7.76	3.35	5.16	4.25	0.69	0.92	0.80	0.13	0.48	0.31	0.62	0.73	0.68	0.48	0.71	0.59
Ermera	1.33	2.42	1.91	1.01	1.63	1.33	0.50	0.44	0.47	0.98	1.56	1.29	1.25	1.57	1.41	0.26	0.00	0.12	0.27	0.23	0.25	0.65	0.64	0.65
Lautem	3.81	8.11	5.97	1.47	3.27	2.37	2.60	2.55	2.57	2.78	5.00	3.90	0.41	0.44	0.42	0.00	0.53	0.27	0.29	0.85	0.57	0.25	0.59	0.42
Liquica	1.44	7.49	4.61	1.17	5.71	3.43	5.27	9.02	7.19	2.58	7.40	5.04	1.22	1.07	1.14	0.00	0.30	0.15	0.58	0.59	0.59	0.64	0.70	0.68
Manatuto	6.67	9.23	8.04	4.99	3.59	4.29	0.73	1.45	1.09	4.12	4.93	4.53	1.52	2.31	1.93	2.34	4.35	3.31	1.90	1.27	1.59	1.90	2.62	2.26
Manufahi	3.05	7.91	5.46	1.54	3.72	2.61	0.43	0.82	0.63	1.81	4.48	3.14	0.00	2.33	1.15	1.56	1.14	1.37	5.76	4.62	5.22	2.13	2.64	2.37
Oecusse	2.95	5.43	4.22	3.76	3.64	3.70	1.83	0.94	1.40	2.86	3.45	3.16	1.76	1.01	1.38	0.75	0.66	0.71	1.41	1.61	1.52	1.31	1.06	1.18
Viqueque	1.45	2.41	1.93	0.53	1.73	1.13	0.96	1.76	1.36	0.99	1.98	1.49	1.08	1.03	1.05	0.25	2.90	1.59	0.73	0.98	0.86	0.70	1.71	1.20
Nasionál/ National	2.43	5.01	3.75	1.71	3.25	2.48	3.22	3.99	3.61	2.45	4.12	3.29	0.81	1.66	1.23	0.42	0.97	0.70	0.92	1.04	0.98	0.72	1.24	0.98

Dados ne'ebé apresenta iha leten foti hosi EMIS ho data 9 Agostu 2013/EMIS data as of 9th August, 2013.

F/G: Labarik Feto/Girls, M/B: Labarik Mane/Boys, T:Totál/Total

Tabela/Table 27 (Pájina 1 hosi 4/ Page 1 of 4)

**Númeru Estudante Abandona Eskola iha Eskola Primária, Pre-Sekundária no Sekundária tuir Grau no Siklu (Finál Tinan Eskolár) (2012)/
Number of Students Who Dropped Out of Primary, Pre-Secondary and Secondary Schools by Grade and Cycle (End of School Year) (2012)**

	Primáriu/Primary																													
	Ensínu Báziku (Siklu 1)/Basic Education (Cycle 1)																													
	Grau 1/Grade 1						Grau 2/Grade 2						Grau 3/Grade 3						Grau 4/Grade 4						Totál Siklu 1/Total Cycle 1					
	Matrikula 2011/ Enrolled 2011			Abandona 2012/ Dropped Out 2012			Matrikula 2011/ Enrolled 2011			Abandona 2012/ Dropped Out 2012			Matrikula 2011/ Enrolled 2011			Abandona 2012/ Dropped Out 2012			Matrikula 2011/ Enrolled 2011			Abandona 2012/ Dropped Out 2012			Matrikula 2011/ Enrolled 2011			Abandona 2012/ Dropped Out 2012		
	F/G	M/B	T	F/G	M/B	T	F/G	M/B	T	F/G	M/B	T	F/G	M/B	T	F/G	M/B	T	F/G	M/B	T	F/G	M/B	T	F/G	M/B	T	F/G	M/B	T
Aileu	1,106	1,265	2,371	28	39	67	891	1,067	1,958	13	19	32	992	1,090	2,082	11	18	29	775	893	1,668	10	22	32	3,764	4,315	8,079	62	98	160
Ainaro	1,682	1,926	3,608	51	63	114	1,388	1,549	2,937	36	41	77	1,300	1,459	2,759	20	28	48	1,197	1,282	2,479	13	37	50	5,567	6,216	11,783	120	169	289
Baucau	2,858	3,329	6,187	96	144	240	2,396	2,676	5,072	34	63	97	2,304	2,496	4,800	46	80	126	1,976	2,236	4,212	30	66	96	9,534	10,737	20,271	206	353	559
Bobonaro	2,700	2,924	5,624	111	123	234	2,018	2,274	4,292	46	50	96	1,966	2,020	3,986	57	73	130	1,621	1,549	3,170	32	53	85	8,305	8,767	17,072	246	299	545
Covalima	1,715	1,964	3,679	78	109	187	1,269	1,447	2,716	32	34	66	1,304	1,326	2,630	27	41	68	1,205	1,282	2,487	13	36	49	5,493	6,019	11,512	150	220	370
Dili	3,616	4,071	7,687	32	66	98	3,618	4,113	7,731	36	56	92	3,945	4,079	8,024	38	39	77	3,096	3,621	6,717	23	37	60	14,275	15,884	30,159	129	198	327
Ermera	3,129	3,376	6,505	136	160	296	2,860	3,159	6,019	93	114	207	2,742	2,940	5,682	95	118	213	2,206	2,478	4,684	68	99	167	10,937	11,953	22,890	392	491	883
Lautem	1,937	2,182	4,119	56	68	124	1,366	1,616	2,982	40	57	97	1,356	1,485	2,841	41	50	91	1,165	1,187	2,352	11	24	35	5,824	6,470	12,294	148	199	347
Liquica	1,566	1,752	3,318	96	117	213	1,268	1,467	2,735	46	62	108	1,240	1,399	2,639	35	46	81	1,020	1,129	2,149	21	49	70	5,094	5,747	10,841	198	274	472
Manatuto	1,166	1,329	2,495	47	49	96	1,020	1,121	2,141	13	28	41	990	1,093	2,083	22	21	43	753	896	1,649	15	31	46	3,929	4,439	8,368	97	129	226
Manufahi	1,039	1,194	2,233	46	36	82	985	1,048	2,033	12	19	31	957	1,103	2,060	12	21	33	835	919	1,754	9	21	30	3,816	4,264	8,080	79	97	176
Oecusse	1,681	1,869	3,550	57	89	146	1,549	1,601	3,150	17	31	48	1,324	1,413	2,737	23	42	65	1,078	983	2,061	21	27	48	5,632	5,866	11,498	118	189	307
Viqueque	1,865	2,144	4,009	69	75	144	1,493	1,729	3,222	27	35	62	1,531	1,844	3,375	26	34	60	1,345	1,541	2,886	30	47	77	6,234	7,258	13,492	152	191	343
Nasionál/ National	26,060	29,325	55,385	903	1,138	2,041	22,121	24,867	46,988	445	609	1,054	21,951	23,747	45,698	453	611	1,064	18,272	19,996	38,268	296	549	845	88,404	97,935	#####	2,097	2,907	5,004

Dadus ne'ebé apresenta iha leten foti hosi EMIS ho data 9 Agostu 2013/EMIS data as of 9th August, 2013.

F/G: Labarik Feto/Girls, M/B: Labarik Mane/Boys, T:Totál/Total

Tabela/Table 27 (Pájina 2 hosi 4/ Page 2 of 4)

**Númeru Estudante Abandona Eskola iha Eskola Primária, Pre-Sekundária no Sekundária tuir Grau no Siklu (Finál Tinan Eskolár) (2012)/
Number of Students Who Dropped Out of Primary, Pre-Secondary and Secondary Schools by Grade and Cycle (End of School Year) (2012)**

	Primáriu/Primary																							
	Ensinu Báziku (Siklu 2)/Basic Education (Cycle 2)																		Totál Primáriu (Totál Siklu 1 & 2) Total Primary (Total Cycles 1 & 2)					
	Grau 5/Grade 5						Grau 6/Grade 6						Totál Siklu 2/Total Cycle 2											
	Matrikula 2011/ Enrolled 2011			Abandona 2012/ Dropped Out 2012			Matrikula 2011/ Enrolled 2011			Abandona 2012/ Dropped Out 2012			Matrikula 2011/ Enrolled 2011			Abandona 2012/ Dropped Out 2012								Matrikula 2011/ Enrolled 2011
	F/G	M/B	T	F/G	M/B	T	F/G	M/B	T	F/G	M/B	T	F/G	M/B	T	F/G	M/B	T	F/G	M/B	T	F/G	M/B	T
Aileu	672	759	1,431	16	21	37	603	617	1,220	2	8	10	1,275	1,376	2,651	18	29	47	5,039	5,691	10,730	80	127	207
Ainaro	962	1,030	1,992	25	34	59	901	918	1,819	15	20	35	1,863	1,948	3,811	40	54	94	7,430	8,164	15,594	160	223	383
Baucau	1,811	1,888	3,699	36	76	112	1,512	1,556	3,068	11	17	28	3,323	3,444	6,767	47	93	140	12,857	14,181	27,038	253	446	699
Bobonaro	1,278	1,228	2,506	31	41	72	988	1,085	2,073	16	27	43	2,266	2,313	4,579	47	68	115	10,571	11,080	21,651	293	367	660
Covalima	961	962	1,923	15	29	44	917	895	1,812	10	20	30	1,878	1,857	3,735	25	49	74	7,371	7,876	15,247	175	269	444
Dili	2,870	3,033	5,903	23	23	46	2,457	2,439	4,896	10	18	28	5,327	5,472	10,799	33	41	74	19,602	21,356	40,958	162	239	401
Ermera	1,763	1,943	3,706	64	88	152	1,395	1,426	2,821	19	31	50	3,158	3,369	6,527	83	119	202	14,095	15,322	29,417	475	610	1,085
Lautem	1,099	1,094	2,193	13	31	44	859	836	1,695	10	23	33	1,958	1,930	3,888	23	54	77	7,782	8,400	16,182	171	253	424
Liquica	833	946	1,779	19	48	67	678	741	1,419	10	20	30	1,511	1,687	3,198	29	68	97	6,605	7,434	14,039	227	342	569
Manatuto	702	695	1,397	19	18	37	550	545	1,095	13	10	23	1,252	1,240	2,492	32	28	60	5,181	5,679	10,860	129	157	286
Manufahi	796	805	1,601	18	29	47	685	623	1,308	4	11	15	1,481	1,428	2,909	22	40	62	5,297	5,692	10,989	101	137	238
Oecusse	771	738	1,509	24	19	43	607	572	1,179	11	7	18	1,378	1,310	2,688	35	26	61	7,010	7,176	14,186	153	215	368
Viqueque	1,248	1,228	2,476	25	39	64	1,092	1,087	2,179	21	22	43	2,340	2,315	4,655	46	61	107	8,574	9,573	18,147	198	252	450
Nasionál/ National	15,766	16,349	32,115	328	496	824	13,244	13,340	26,584	152	234	386	29,010	29,689	58,699	480	730	1,210	117,414	127,624	245,038	2,577	3,637	6,214

Dadus ne'ebé apresenta iha leten foti hosi EMIS ho data 9 Agostu 2013/EMIS data as of 9th August, 2013.

F/G: Labarik Feto/Girls, M/B: Labarik Mane/Boys, T:Totál/Total

Tabela/Table 27 (Pájjina 3 hosi 4/ Page 3 of 4)

**Númeru Estudante Abandona Eskola iha Eskola Primária, Pre-Sekundária no Sekundária tuir Grau no Siklu (Finál Tinan Eskolár) (2012)/
Number of Students Who Dropped Out of Primary, Pre-Secondary and Secondary Schools by Grade and Cycle (End of School Year) (2012)**

	Pre-Sekundáriu/Pre-Secondary																							
	Siklu 3/Cycle 3																		Totál Pre-Sekundáriu (Totál Siklu 3) Total Pre-Secondary (Total Cycle 3)					
	Grau 7/Grade 7						Grau 8/Grade 8						Grau 9/Grade 9											
	Matrikula 2011/ Enrolled 2011			Abandona 2012/ Dropped Out 2012			Matrikula 2011/ Enrolled 2011			Abandona 2012/ Dropped Out 2012			Matrikula 2011/ Enrolled 2011			Abandona 2012/ Dropped Out 2012						Matrikula 2011/ Enrolled 2011		
	F/G	M/B	T	F/G	M/B	T	F/G	M/B	T	F/G	M/B	T	F/G	M/B	T	F/G	M/B	T	F/G	M/B	T	F/G	M/B	T
Aileu	504	540	1,044	7	19	26	480	442	922	9	11	20	454	401	855	2	4	6	1,438	1,383	2,821	18	34	52
Ainaro	632	711	1,343	5	12	17	545	571	1,116	10	15	25	546	562	1,108	3	11	14	1,723	1,844	3,567	18	38	56
Baucau	1,375	1,448	2,823	34	55	89	1,320	1,305	2,625	24	40	64	1,217	1,177	2,394	9	8	17	3,912	3,930	7,842	67	103	170
Bobonaro	881	860	1,741	20	31	51	787	822	1,609	18	23	41	779	712	1,491	12	12	24	2,447	2,394	4,841	50	66	116
Covalima	635	632	1,267	16	12	28	702	665	1,367	15	24	39	726	675	1,401	14	5	19	2,063	1,972	4,035	45	41	86
Dili	2,156	2,200	4,356	26	60	86	2,342	2,225	4,567	39	81	120	2,317	2,338	4,655	7	4	11	6,815	6,763	13,578	72	145	217
Ermera	977	1,117	2,094	21	46	67	891	982	1,873	41	67	108	796	914	1,710	10	6	16	2,664	3,013	5,677	72	119	191
Lautem	893	900	1,793	12	9	21	611	612	1,223	4	15	19	692	707	1,399	1	1	2	2,196	2,219	4,415	17	25	42
Liquica	486	534	1,020	15	16	31	513	508	1,021	24	18	42	474	499	973	6	5	11	1,473	1,541	3,014	45	39	84
Manatuto	405	466	871	17	13	30	421	418	839	18	28	46	413	414	827	10	6	16	1,239	1,298	2,537	45	47	92
Manufahi	655	645	1,300	10	24	34	586	565	1,151	19	17	36	469	486	955	5	2	7	1,710	1,696	3,406	34	43	77
Oecusse	475	497	972	17	15	32	452	440	892	21	10	31	436	424	860	22	15	37	1,363	1,361	2,724	60	40	100
Viqueque	825	831	1,656	13	27	40	760	751	1,511	27	29	56	730	740	1,470	7	7	14	2,315	2,322	4,637	47	63	110
Nasional/ National	10,899	11,381	22,280	213	339	552	10,410	10,306	20,716	269	378	647	10,049	10,049	20,098	108	86	194	31,358	31,736	63,094	590	803	1,393

Dados ne'ebé apresenta iha leten foti hosi EMIS ho data 9 Agostu 2013/EMIS data as of 9th August, 2013.

F/G: Labarik Feto/Girls, M/B: Labarik Mane/Boys, T:Totál/Total

Tabela/Table 27 (Pájina 4 hosi 4/ Page 4 of 4)

**Númeru Estudante Abandona Eskola iha Eskola Primária, Pre-Sekundária no Sekundária tuir Grau no Siklu (Finál Tinan Eskolár) (2012)/
Number of Students Who Dropped Out of Primary, Pre-Secondary and Secondary Schools by Grade and Cycle (End of School Year) (2012)**

	Sekundáriu/Secondary																		Totál Sekundáriu/ Total Secondary					
	Grau 10/Grade 10						Grau 11/Grade 11						Grau 12/Grade 12											
	Matrikula 2011/ Enrolled 2011			Abandona 2012/ Dropped Out 2012			Matrikula 2011/ Enrolled 2011			Abandona 2012/ Dropped Out 2012			Matrikula 2011/ Enrolled 2011			Abandona 2012/ Dropped Out 2012			Matrikula 2011/ Enrolled 2011			Abandona 2012/ Dropped Out 2012		
	F/G	M/B	T	F/G	M/B	T	F/G	M/B	T	F/G	M/B	T	F/G	M/B	T	F/G	M/B	T	F/G	M/B	T	F/G	M/B	T
Aileu	422	415	837	17	10	27	345	303	648	8	7	15	346	315	661	1	1	2	1,113	1,033	2,146	26	18	44
Ainaro	356	320	676	3	1	4	334	287	621	5	2	7	253	250	503	0	1	1	943	857	1,800	8	4	12
Baucau	867	938	1,805	48	64	112	799	799	1,598	9	9	18	695	710	1,405	0	1	1	2,361	2,447	4,808	57	74	131
Bobonaro	562	553	1,115	12	29	41	468	431	899	7	14	21	405	412	817	0	1	1	1,435	1,396	2,831	19	44	63
Covalima	518	576	1,094	18	41	59	500	490	990	30	18	48	416	423	839	1	1	2	1,434	1,489	2,923	49	60	109
Dili	3,194	3,163	6,357	112	106	218	3,200	3,331	6,531	156	117	273	3,064	3,139	6,203	3	2	5	9,458	9,633	19,091	271	225	496
Ermera	479	511	990	2	2	4	384	457	841	3	7	10	370	428	798	0	4	4	1,233	1,396	2,629	5	13	18
Lautem	489	458	947	39	26	65	358	379	737	10	3	13	347	351	698	4	4	8	1,194	1,188	2,382	53	33	86
Liquica	411	466	877	12	16	28	333	332	665	20	13	33	342	337	679	3	2	5	1,086	1,135	2,221	35	31	66
Manatuto	198	216	414	25	13	38	171	161	332	14	6	20	158	157	315	3	2	5	527	534	1,061	42	21	63
Manufahi	532	514	1,046	30	26	56	450	351	801	18	12	30	382	346	728	1	4	5	1,364	1,211	2,575	49	42	91
Oecusse	284	297	581	4	4	8	266	301	567	7	0	7	213	249	462	2	0	2	763	847	1,610	13	4	17
Viqueque	464	390	854	13	12	25	402	414	816	17	11	28	275	306	581	3	4	7	1,141	1,110	2,251	33	27	60
Nasional/ National	8,776	8,817	17,593	335	350	685	8,010	8,036	16,046	304	219	523	7,266	7,423	14,689	21	27	48	24,052	24,276	48,328	660	596	1,256

Dados ne'ebé apresenta iha leten foti hosi EMIS ho data 9 Agostu 2013/EMIS data as of 9th August, 2013.

F/G: Labarik Feto/Girls, M/B: Labarik Mane/Boys, T:Totál/Total

Tabela/Table 28 (Pájina 1 hosi 2/ Page 1 of 2)

Taxa Abandona Eskola ba Feto no Mane (%) iha Eskola Primária, Pre-Sekundária no Sekundária tuir Grau no Siklu (Finál Tinan Eskolár) (2012)/

Drop-Out Rate of Girls and Boys (%) in Primary, Pre-Secondary and Secondary Schools by Grade and Cycle (End of School Year) (2012)

	Primáriu/Primary																										
	Ensinu Báziku (Siklu 1)/ Basic Education (Cycle 1)															Ensinu Báziku (Siklu 2)/ Basic Education (Cycle 2)									Total Primáriu (Total Siklu 1 & 2) Total Primary (Total Cycles 1 & 2)		
	Grau 1/ Grade 1			Grau 2/ Grade 2			Grau 3/ Grade 3			Grau 4/ Grade 4			Total Siklu 1/ Total Cycle 1			Grau 5/ Grade 5			Grau 6/ Grade 6			Total Siklu 2/ Total Cycle 2					
	F/G	M/B	T	F/G	M/B	T	F/G	M/B	T	F/G	M/B	T	F/G	M/B	T	F/G	M/B	T	F/G	M/B	T	F/G	M/B	T			F/G
Aileu	2.53	3.08	2.83	1.46	1.78	1.63	1.11	1.65	1.39	1.29	2.46	1.92	1.65	2.27	1.98	2.38	2.77	2.59	0.33	1.30	0.82	1.41	2.11	1.77	1.59	2.23	1.93
Ainaro	3.03	3.27	3.16	2.59	2.65	2.62	1.54	1.92	1.74	1.09	2.89	2.02	2.16	2.72	2.45	2.60	3.30	2.96	1.66	2.18	1.92	2.15	2.77	2.47	2.15	2.73	2.46
Baucau	3.36	4.33	3.88	1.42	2.35	1.91	2.00	3.21	2.63	1.52	2.95	2.28	2.16	3.29	2.76	1.99	4.03	3.03	0.73	1.09	0.91	1.41	2.70	2.07	1.97	3.15	2.59
Bobonaro	4.11	4.21	4.16	2.28	2.20	2.24	2.90	3.61	3.26	1.97	3.42	2.68	2.96	3.41	3.19	2.43	3.34	2.87	1.62	2.49	2.07	2.07	2.94	2.51	2.77	3.31	3.05
Covalima	4.55	5.55	5.08	2.52	2.35	2.43	2.07	3.09	2.59	1.08	2.81	1.97	2.73	3.66	3.21	1.56	3.01	2.29	1.09	2.23	1.66	1.33	2.64	1.98	2.37	3.42	2.91
Dili	0.88	1.62	1.27	1.00	1.36	1.19	0.96	0.96	0.96	0.74	1.02	0.89	0.90	1.25	1.08	0.80	0.76	0.78	0.41	0.74	0.57	0.62	0.75	0.69	0.83	1.12	0.98
Ermera	4.35	4.74	4.55	3.25	3.61	3.44	3.46	4.01	3.75	3.08	4.00	3.57	3.58	4.11	3.86	3.63	4.53	4.10	1.36	2.17	1.77	2.63	3.53	3.09	3.37	3.98	3.69
Lautem	2.89	3.12	3.01	2.93	3.53	3.25	3.02	3.37	3.20	0.94	2.02	1.49	2.54	3.08	2.82	1.18	2.83	2.01	1.16	2.75	1.95	1.17	2.80	1.98	2.20	3.01	2.62
Liquica	6.13	6.68	6.42	3.63	4.23	3.95	2.82	3.29	3.07	2.06	4.34	3.26	3.89	4.77	4.35	2.28	5.07	3.77	1.47	2.70	2.11	1.92	4.03	3.03	3.44	4.60	4.05
Manatuto	4.03	3.69	3.85	1.27	2.50	1.91	2.22	1.92	2.06	1.99	3.46	2.79	2.47	2.91	2.70	2.71	2.59	2.65	2.36	1.83	2.10	2.56	2.26	2.41	2.49	2.76	2.63
Manufahi	4.43	3.02	3.67	1.22	1.81	1.52	1.25	1.90	1.60	1.08	2.29	1.71	2.07	2.27	2.18	2.26	3.60	2.94	0.58	1.77	1.15	1.49	2.80	2.13	1.91	2.41	2.17
Oecusse	3.39	4.76	4.11	1.10	1.94	1.52	1.74	2.97	2.37	1.95	2.75	2.33	2.10	3.22	2.67	3.11	2.57	2.85	1.81	1.22	1.53	2.54	1.98	2.27	2.18	3.00	2.59
Viqueque	3.70	3.50	3.59	1.81	2.02	1.92	1.70	1.84	1.78	2.23	3.05	2.67	2.44	2.63	2.54	2.00	3.18	2.58	1.92	2.02	1.97	1.97	2.63	2.30	2.31	2.63	2.48
Nasional/ National	3.47	3.88	3.69	2.01	2.45	2.24	2.06	2.57	2.33	1.62	2.75	2.21	2.37	2.97	2.69	2.08	3.03	2.57	1.15	1.75	1.45	1.65	2.46	2.06	2.19	2.85	2.54

Dadus ne'ebé apresenta iha leten foti hosi EMIS ho data 9 Agostu 2013/EMIS data as of 9th August, 2013.

F/G: Labarik Feto/Girls, M/B: Labarik Mane/Boys, T:Total/Total

Tabela/Table 28 (Pájlina 2 hosi 2/ Page 2 of 2)

Taxa Abandona Eskola ba Feto no Mane (%) iha Eskola Primária, Pre-Sekundária no Sekundária tuir Grau no Siklu (Finál Tinan Eskolár) (2012)/

Drop-Out Rate of Girls and Boys (%) in Primary, Pre-Secondary and Secondary Schools by Grade and Cycle (End of School Year) (2012)

	Eskola Pre-Sekundáriu/Pre-Secondary												Sekundáriu/Secondary											
	Siklu3/Cycle 3									Totál Pre-Sekundáriu (Totál Siklu 3) Total Pre-Secondary (Total Cycle 3)			Grau 10/ Grade 10			Grau 11/ Grade 11			Grau 12/ Grade 12			Totál Sekundáriu Total Secondary		
	Grau 7/ Grade 7			Grau 8/ Grade 8			Grau 9/ Grade 9			F/G	M/B	T	F/G	M/B	T	F/G	M/B	T	F/G	M/B	T	F/G	M/B	T
	F/G	M/B	T	F/G	M/B	T	F/G	M/B	T															
Aileu	1.39	3.52	2.49	1.88	2.49	2.17	0.44	1.00	0.70	1.25	2.46	1.84	4.03	2.41	3.23	2.32	2.31	2.31	0.29	0.32	0.30	2.34	1.74	2.05
Ainara	0.79	1.69	1.27	1.83	2.63	2.24	0.55	1.96	1.26	1.04	2.06	1.57	0.84	0.31	0.59	1.50	0.70	1.13	0.00	0.40	0.20	0.85	0.47	0.67
Baucau	2.47	3.80	3.15	1.82	3.07	2.44	0.74	0.68	0.71	1.71	2.62	2.17	5.54	6.82	6.20	1.13	1.13	1.13	0.00	0.14	0.07	2.41	3.02	2.72
Bobonaro	2.27	3.60	2.93	2.29	2.80	2.55	1.54	1.69	1.61	2.04	2.76	2.40	2.14	5.24	3.68	1.50	3.25	2.34	0.00	0.24	0.12	1.32	3.15	2.23
Covalima	2.52	1.90	2.21	2.14	3.61	2.85	1.93	0.74	1.36	2.18	2.08	2.13	3.47	7.12	5.39	6.00	3.67	4.85	0.24	0.24	0.24	3.42	4.03	3.73
Dili	1.21	2.73	1.97	1.67	3.64	2.63	0.30	0.17	0.24	1.06	2.14	1.60	3.51	3.35	3.43	4.88	3.51	4.18	0.10	0.06	0.08	2.87	2.34	2.60
Ermera	2.15	4.12	3.20	4.60	6.82	5.77	1.26	0.66	0.94	2.70	3.95	3.36	0.42	0.39	0.40	0.78	1.53	1.19	0.00	0.93	0.50	0.41	0.93	0.68
Lautem	1.34	1.00	1.17	0.65	2.45	1.55	0.14	0.14	0.14	0.77	1.13	0.95	7.98	5.68	6.86	2.79	0.79	1.76	1.15	1.14	1.15	4.44	2.78	3.61
Liquica	3.09	3.00	3.04	4.68	3.54	4.11	1.27	1.00	1.13	3.05	2.53	2.79	2.92	3.43	3.19	6.01	3.92	4.96	0.88	0.59	0.74	3.22	2.73	2.97
Manatuto	4.20	2.79	3.44	4.28	6.70	5.48	2.42	1.45	1.93	3.63	3.62	3.63	12.63	6.02	9.18	8.19	3.73	6.02	1.90	1.27	1.59	7.97	3.93	5.94
Manufahi	1.53	3.72	2.62	3.24	3.01	3.13	1.07	0.41	0.73	1.99	2.54	2.26	5.64	5.06	5.35	4.00	3.42	3.75	0.26	1.16	0.69	3.59	3.47	3.53
Oecusse	3.58	3.02	3.29	4.65	2.27	3.48	5.05	3.54	4.30	4.40	2.94	3.67	1.41	1.35	1.38	2.63	0.00	1.23	0.94	0.00	0.43	1.70	0.47	1.06
Viqueque	1.58	3.25	2.42	3.55	3.86	3.71	0.96	0.95	0.95	2.03	2.71	2.37	2.80	3.08	2.93	4.23	2.66	3.43	1.09	1.31	1.20	2.89	2.43	2.67
Nasional/ National	1.95	2.98	2.48	2.58	3.67	3.12	1.07	0.86	0.97	1.88	2.53	2.21	3.82	3.97	3.89	3.80	2.73	3.26	0.29	0.36	0.33	2.74	2.46	2.60

Dados ne'ebé apresenta iha leten foti hosi EMIS ho data 9 Agostu 2013/EMIS data as of 9th August, 2013.

F/G: Labarik Feto/Girls, M/B: Labarik Mane/Boys, T:Totál/Total

Tabela/Table 29

**Númeru Atual Eskola Primária, Pre-Sekundária (Ensino Básico) no Sekundária hanesan Instituisaun tuir Públika no Privada (2012)/
Actual Number of Primary, Pre-Secondary (Basic Education) and Secondary School Institutions by Public and Private (2012)**

	Ensino Básico/ Basic Education			Sekundário/ Secondary			Total/ Total		
	Público/ Public	Privado/ Private	Total/ Total	Público/ Public	Privado/ Private	Total/ Total	Público/ Public	Privado/ Private	Total/ Total
Aileu	74	5	79	4	3	7	78	8	86
Ainaro	80	6	86	2	2	4	82	8	90
Baucau	97	75	172	9	3	12	106	78	184
Bobonaro	134	11	145	3	2	5	137	13	150
Covalima	84	11	95	4	1	5	88	12	100
Dili	65	31	96	11	14	25	76	45	121
Ermera	125	5	130	2	4	6	127	9	136
Lautem	79	5	84	3	0	3	82	5	87
Liquica	56	7	63	2	2	4	58	9	67
Manatuto	65	6	71	2	2	4	67	8	75
Manufahi	69	9	78	5	3	8	74	12	86
Oecusse	61	7	68	3	1	4	64	8	72
Viqueque	92	9	101	6	3	9	98	12	110
Nasional/ National	1,081	187	1,268	56	40	96	1,137	227	1,364

Dados ne'ebé apresenta iha leten foti hosi EMIS ho data 9 Agostu 2013 no 23 Outubru 2013/EMIS data as of 9th August, 2013 and 23rd October, 2013.

Tabela/Table 30

Númeru Eskola Primária, Pre-Sekundária no Sekundária tuir Nivel Ensinu no tuir Kategória Públika no Privada Inklui konta multiplu kona-ba eskola hirak ne'ebé oferese liu duké nivel eskolár ida.) (2012)/

Number of Primary, Pre-Secondary and Secondary Schools by Educational Level and by Public and Private (Including multiple counts of schools which offer more than one level of schooling) (2012)

	Primáriu/ Primary			Pre-Sekundáriu/ Pre-Secondary			Sekundáriu/ Secondary			Totál/ Total		
	Públiku/ Public	Privadu/ Private	Totál/ Total	Públiku/ Public	Privadu/ Private	Totál/ Total	Públiku/ Public	Privadu/ Private	Totál/ Total	Públiku/ Public	Privadu/ Private	Totál/ Total
Aileu	66	4	70	10	1	11	4	3	7	80	8	88
Ainaro	71	3	75	16	4	20	2	2	4	89	9	98
Baucau	78	68	148	22	12	34	9	3	12	109	83	192
Bobonaro	128	9	137	19	2	21	3	2	5	150	13	163
Covalima	77	10	87	17	2	19	4	1	5	98	13	111
Dili	57	17	74	13	14	27	11	14	25	81	45	126
Ermera	114	3	117	22	2	24	2	4	6	138	9	147
Lautem	72	3	76	14	2	16	3	0	3	89	5	94
Liquica	52	4	56	8	3	11	2	2	4	62	9	71
Manatuto	55	4	59	15	2	17	2	2	4	72	8	80
Manufahi	65	6	71	16	3	19	5	3	8	86	12	98
Oecusse	57	5	62	8	2	10	3	1	4	68	8	76
Viqueque	90	6	96	17	4	21	6	3	9	113	13	126
Nasional/ National	982	142	1,124	197	53	250	56	40	96	1,235	235	1,470

Dadus ne'ebé apresenta iha leten foti hosi EMIS ho data 9 Agostu 2013 no 23 Outubru 2013/EMIS data as of 9th August, 2013 and 23rd October, 2013.

Tabela/Table 31 (Pájina 1 hosi 3/Page 1 of 3)

Númeru Fatin (Institutu) sira Eskola Primária, Pre-Sekundária no Sekundária tuir Tinan hosi Tinan Konstrusaun to'o 2012/
Number of Primary, Pre-Secondary and Secondary School Sites (Institutions) by Years since Construction to 2012

Primáriu no Pre-Sekundáriu (Totál Eskola Públiku no Privadu) (Idade ho Tinan)/ Primary and Pre-Secondary (Public and Private Schools Combined) (Age in Years)											
	N/A	0 - 5	6 - 10	11 - 15	16 - 20	21 - 25	26 - 30	31 - 35	36 - 40	> 40	Total
Aileu	2	17	8	12	7	5	17	5	2	4	79
Ainaro	1	21	17	11	9	5	12	9	0	1	86
Baucau	0	14	36	19	16	23	35	16	2	11	172
Bobonaro	0	36	20	15	10	12	29	15	5	3	145
Covalima	0	13	17	8	13	14	17	12	1	0	95
Dili	0	4	16	16	9	11	28	4	1	7	96
Ermera	1	36	19	23	7	8	25	9	0	2	130
Lautem	0	10	21	21	8	5	11	3	0	5	84
Liquica	0	10	15	7	3	2	21	2	2	1	63
Manatuto	1	18	6	6	7	8	23	2	0	0	71
Manufahi	2	14	10	13	14	10	12	2	0	1	78
Oecusse	0	17	4	2	0	6	19	11	2	7	68
Viqueque	2	31	20	12	5	5	24	0	1	1	101
Nasionál/ National	9	241	209	165	108	114	273	90	16	43	1,268

Dadus ne'ebé apresenta iha leten foti hosi EMIS ho data 9 Agostu 2013 no 23 Outubru 2013/EMIS data as of 9th August, 2013 and 23rd October, 2013.

Tabela/ Table 31 (Pájjina 2 hosi 3/ Page 2 of 3)

Númeru Fatin (Institutu) sira Eskola Primária, Pre-Sekundária no Sekundária tuir Tinan hosi Tinan Konstrusaun to'o 2012/
Number of Primary, Pre-Secondary and Secondary School Sites (Institutions) by Years since Construction to 2012

Sekundáriu (Kombinasaun Eskola Públiku no Privadu) (Idade ho Tinan)/ Secondary (Public and Private Schools Combined) (Age in Years)											
	N/A	0 - 5	6 - 10	11 - 15	16 - 20	21 - 25	26 - 30	31 - 35	36 - 40	> 40	Total
Aileu	2	1	1	0	0	1	2	0	0	0	7
Ainaro	2	0	0	0	0	0	1	1	0	0	4
Baucau	1	2	4	0	1	0	3	0	1	0	12
Bobonaro	0	1	2	0	0	0	1	0	0	1	5
Covalima	1	0	0	0	0	3	0	1	0	0	5
Dili	3	1	8	3	1	2	7	0	0	0	25
Ermera	0	2	2	1	0	1	0	0	0	0	6
Lautem	0	1	2	0	0	0	0	0	0	0	3
Liquica	1	1	0	1	0	0	1	0	0	0	4
Manatuto	1	0	1	0	1	1	0	0	0	0	4
Manufahi	0	0	4	2	0	1	0	1	0	0	8
Oecusse	0	0	0	2	0	2	0	0	0	0	4
Viqueque	0	1	3	0	2	1	2	0	0	0	9
Nasionál/ National	11	10	27	9	5	12	17	3	1	1	96

Dadus ne'ebé apresenta iha leten foti hosi EMIS ho data 9 Agostu 2013 no 23 Outubru 2013/EMIS data as of 9th August, 2013 and 23rd October, 2013.

Tabela/ Table 31 (Pájina 3 hosi 3/ Page 3 of 3)

Númeru Fatin (Institutu) sira Eskola Primária, Pre-Sekundária no Sekundária tuir Tinan hosi Tinan Konstrusaun to'o 2012/
Number of Primary, Pre-Secondary and Secondary School Sites (Institutions) by Years since Construction to 2012

Primáriu, Pre-Sekundáriu no Sekundáriu (Kombinasaun Eskola Públiku no Privadu) (Idade ho Tinan)/ Primary, Pre-Secondary and Secondary (Public and Private Schools Combined) (Age in Years)											
	N/A	0 - 5	6 - 10	11 - 15	16 - 20	21 - 25	26 - 30	31 - 35	36 - 40	> 40	Total
Aileu	4	18	9	12	7	6	19	5	2	4	86
Ainaro	3	21	17	11	9	5	13	10	0	1	90
Baucau	1	16	40	19	17	23	38	16	3	11	184
Bobonaro	0	37	22	15	10	12	30	15	5	4	150
Covalima	1	13	17	8	13	17	17	13	1	0	100
Dili	3	5	24	19	10	13	35	4	1	7	121
Ermera	1	38	21	24	7	9	25	9	0	2	136
Lautem	0	11	23	21	8	5	11	3	0	5	87
Liquica	1	11	15	8	3	2	22	2	2	1	67
Manatuto	2	18	7	6	8	9	23	2	0	0	75
Manufahi	2	14	14	15	14	11	12	3	0	1	86
Oecusse	0	17	4	4	0	8	19	11	2	7	72
Viqueque	2	32	23	12	7	6	26	0	1	1	110
Nasionál/ National	20	251	236	174	113	126	290	93	17	44	1,364

Dadus ne'ebé apresenta iha leten foti hosi EMIS ho data 9 Agostu 2013 no 23 Outubru 2013/EMIS data as of 9th August, 2013 and 23rd October, 2013.

Tabela/Table 32 (Pájina 1 hosi 3/Page 1 of 3)

**Proporsauun (%) Fatin (Institutu) sira Eskola Primária, Pre-Sekundária no Sekundária tuir Tinan hosi Tinan Konstrusaun to'o 2012/
Proportion (%) of Primary, Pre-Secondary and Secondary School Sites (Institutions) by Years since Construction to 2012**

	Primáriu no Pre-Sekundáriu (Totál Eskola Públiku no Privadu) (Idade ho Tinan)/ Primary and Pre-Secondary (Public and Private Schools Combined) (Age in Years)									
	N/A	0 - 5	6 - 10	11 - 15	16 - 20	21 - 25	26 - 30	31 - 35	36 - 40	> 40
Aileu	2.53%	21.52%	10.13%	15.19%	8.86%	6.33%	21.52%	6.33%	2.53%	5.06%
Ainaro	1.16%	24.42%	19.77%	12.79%	10.47%	5.81%	13.95%	10.47%	0.00%	1.16%
Baucau	0.00%	8.14%	20.93%	11.05%	9.30%	13.37%	20.35%	9.30%	1.16%	6.40%
Bobonaro	0.00%	24.83%	13.79%	10.34%	6.90%	8.28%	20.00%	10.34%	3.45%	2.07%
Covalima	0.00%	13.68%	17.89%	8.42%	13.68%	14.74%	17.89%	12.63%	1.05%	0.00%
Dili	0.00%	4.17%	16.67%	16.67%	9.38%	11.46%	29.17%	4.17%	1.04%	7.29%
Ermera	0.77%	27.69%	14.62%	17.69%	5.38%	6.15%	19.23%	6.92%	0.00%	1.54%
Lautem	0.00%	11.90%	25.00%	25.00%	9.52%	5.95%	13.10%	3.57%	0.00%	5.95%
Liquica	0.00%	15.87%	23.81%	11.11%	4.76%	3.17%	33.33%	3.17%	3.17%	1.59%
Manatuto	1.41%	25.35%	8.45%	8.45%	9.86%	11.27%	32.39%	2.82%	0.00%	0.00%
Manufahi	2.56%	17.95%	12.82%	16.67%	17.95%	12.82%	15.38%	2.56%	0.00%	1.28%
Oecusse	0.00%	25.00%	5.88%	2.94%	0.00%	8.82%	27.94%	16.18%	2.94%	10.29%
Viqueque	1.98%	30.69%	19.80%	11.88%	4.95%	4.95%	23.76%	0.00%	0.99%	0.99%
Nasional/ National	0.71%	19.01%	16.48%	13.01%	8.52%	8.99%	21.53%	7.10%	1.26%	3.39%

Dadus ne'ebé apresenta iha leten foti hosi EMIS ho data 9 Agostu 2013 no 23 Outubru 2013/EMIS data as of 9th August, 2013 and 23rd October, 2013.

Tabela/Table 32 (Pájjina 2 hosi 3/Page 2 of 3)

**Proporsaan (%) Fatin (Institutu) sira Eskola Primária, Pre-Sekundária no Sekundária tuir Tinan hosi Tinan Konstrusaun to'o 2012/
Proportion (%) of Primary, Pre-Secondary and Secondary School Sites (Institutions) by Years since Construction to 2012**

Sekundáriu (Kombinasaun Eskola Públiku no Privadu) (Idade ho Tinan)/ Secondary (Public and Private Schools Combined) (Age in Years)										
	N/A	0 - 5	6 - 10	11 - 15	16 - 20	21 - 25	26 - 30	31 - 35	36 - 40	> 40
Aileu	28.57%	14.29%	14.29%	0.00%	0.00%	14.29%	28.57%	0.00%	0.00%	0.00%
Ainaro	50.00%	0.00%	0.00%	0.00%	0.00%	0.00%	25.00%	25.00%	0.00%	0.00%
Baucau	8.33%	16.67%	33.33%	0.00%	8.33%	0.00%	25.00%	0.00%	8.33%	0.00%
Bobonaro	0.00%	20.00%	40.00%	0.00%	0.00%	0.00%	20.00%	0.00%	0.00%	20.00%
Covalima	20.00%	0.00%	0.00%	0.00%	0.00%	60.00%	0.00%	20.00%	0.00%	0.00%
Dili	12.00%	4.00%	32.00%	12.00%	4.00%	8.00%	28.00%	0.00%	0.00%	0.00%
Ermera	0.00%	33.33%	33.33%	16.67%	0.00%	16.67%	0.00%	0.00%	0.00%	0.00%
Lautem	0.00%	33.33%	66.67%	0.00%	0.00%	0.00%	0.00%	0.00%	0.00%	0.00%
Liquica	25.00%	25.00%	0.00%	25.00%	0.00%	0.00%	25.00%	0.00%	0.00%	0.00%
Manatuto	25.00%	0.00%	25.00%	0.00%	25.00%	25.00%	0.00%	0.00%	0.00%	0.00%
Manufahi	0.00%	0.00%	50.00%	25.00%	0.00%	12.50%	0.00%	12.50%	0.00%	0.00%
Oecusse	0.00%	0.00%	0.00%	50.00%	0.00%	50.00%	0.00%	0.00%	0.00%	0.00%
Viqueque	0.00%	11.11%	33.33%	0.00%	22.22%	11.11%	22.22%	0.00%	0.00%	0.00%
Nasional/ National	11.46%	10.42%	28.13%	9.38%	5.21%	12.50%	17.71%	3.13%	1.04%	1.04%

Dadus ne'ebé apresenta iha leten foti hosi EMIS ho data 9 Agostu 2013 no 23 Outubru 2013/EMIS data as of 9th August, 2013 and 23rd October, 2013.

Tabela/Table 32 (Pájina 3 hosi 3/Page 3 of 3)

**Proporsauun (%) Fatin (Institutu) sira Eskola Primária, Pre-Sekundária no Sekundária tuir Tinan hosi Tinan Konstrusaun to'o 2012/
Proportion (%) of Primary, Pre-Secondary and Secondary School Sites (Institutions) by Years since Construction to 2012**

Primáriu, Pre-Sekundáriu no Sekundáriu (Kombinasaun Eskola Públiku no Privadu) (Idade ho Tinan)/ Primary, Pre-Secondary and Secondary (Public and Private Schools Combined) (Age in Years)										
	N/A	0 - 5	6 - 10	11 - 15	16 - 20	21 - 25	26 - 30	31 - 35	36 - 40	> 40
Aileu	4.65%	20.93%	10.47%	13.95%	8.14%	6.98%	22.09%	5.81%	2.33%	4.65%
Ainaro	3.33%	23.33%	18.89%	12.22%	10.00%	5.56%	14.44%	11.11%	0.00%	1.11%
Baucau	0.54%	8.70%	21.74%	10.33%	9.24%	12.50%	20.65%	8.70%	1.63%	5.98%
Bobonaro	0.00%	24.67%	14.67%	10.00%	6.67%	8.00%	20.00%	10.00%	3.33%	2.67%
Covalima	1.00%	13.00%	17.00%	8.00%	13.00%	17.00%	17.00%	13.00%	1.00%	0.00%
Dili	2.48%	4.13%	19.83%	15.70%	8.26%	10.74%	28.93%	3.31%	0.83%	5.79%
Ermera	0.74%	27.94%	15.44%	17.65%	5.15%	6.62%	18.38%	6.62%	0.00%	1.47%
Lautem	0.00%	12.64%	26.44%	24.14%	9.20%	5.75%	12.64%	3.45%	0.00%	5.75%
Liquica	1.49%	16.42%	22.39%	11.94%	4.48%	2.99%	32.84%	2.99%	2.99%	1.49%
Manatuto	2.67%	24.00%	9.33%	8.00%	10.67%	12.00%	30.67%	2.67%	0.00%	0.00%
Manufahi	2.33%	16.28%	16.28%	17.44%	16.28%	12.79%	13.95%	3.49%	0.00%	1.16%
Oecusse	0.00%	23.61%	5.56%	5.56%	0.00%	11.11%	26.39%	15.28%	2.78%	9.72%
Viqueque	1.82%	29.09%	20.91%	10.91%	6.36%	5.45%	23.64%	0.00%	0.91%	0.91%
Nasional/ National	1.47%	18.40%	17.30%	12.76%	8.28%	9.24%	21.26%	6.82%	1.25%	3.23%

Dadus ne'ebé apresenta iha leten foti hosi EMIS ho data 9 Agostu 2013 no 23 Outubru 2013/EMIS data as of 9th August, 2013 and 23rd October, 2013.

Tabela/Table 33 (Pájina 1 hosi 2/ Page 1 of 2)

**Númeru Profesór sira iha Eskola Primária, Eskola Bázika, Pre-Sekundária no Sekundária (2012)/
Number of Teachers in Primary, Escola Basica, Pre-Secondary and Secondary Schools (2012)**

	Primáriu/Primary									Eskola Báziku/Escola Basica									Pre-Sekundáriu/Pre-Secondary								
	Públiku/Public			Privadu/Private			Totál /Total			Públiku/Public			Privadu/Private			Totál /Total			Públiku/Public			Privadu/Private			Totál /Total		
	F	M	T	F	M	T	F	M	T	F	M	T	F	M	T	F	M	T	F	M	T	F	M	T	F	M	T
Aileu	106	167	273	15	18	33	121	185	306	32	91	123	0	0	0	32	91	123	0	0	0	4	7	11	4	7	11
Ainaro	119	140	259	9	6	15	128	146	274	79	87	166	0	0	0	79	87	166	0	0	0	12	9	21	12	9	21
Baucau	152	263	415	136	198	334	288	461	749	69	144	213	0	0	0	69	144	213	14	44	58	16	33	49	30	77	107
Bobonaro	99	310	409	13	28	41	112	338	450	74	220	294	0	0	0	74	220	294	0	0	0	2	12	14	2	12	14
Covalima	99	226	325	35	41	76	134	267	401	55	169	224	0	0	0	55	169	224	0	0	0	4	9	13	4	9	13
Dili	363	255	618	96	29	125	459	284	743	173	190	363	0	0	0	173	190	363	0	0	0	33	42	75	33	42	75
Ermera	169	294	463	10	6	16	179	300	479	59	128	187	0	0	0	59	128	187	0	0	0	3	8	11	3	8	11
Lautem	87	288	375	17	11	28	104	299	403	39	173	212	0	0	0	39	173	212	0	0	0	3	8	11	3	8	11
Liquica	95	194	289	12	17	29	107	211	318	36	107	143	0	0	0	36	107	143	1	13	14	5	17	22	6	30	36
Manatuto	94	136	230	11	6	17	105	142	247	27	104	131	0	0	0	27	104	131	0	0	0	2	11	13	2	11	13
Manufahi	89	185	274	23	16	39	112	201	313	68	117	185	0	0	0	68	117	185	0	0	0	9	17	26	9	17	26
Oecusse	84	161	245	13	18	31	97	179	276	44	80	124	0	0	0	44	80	124	0	0	0	13	11	24	13	11	24
Viqueque	86	291	377	10	33	43	96	324	420	75	257	332	0	0	0	75	257	332	0	0	0	3	20	23	3	20	23
Nasionál/ National	1,642	2,910	4,552	400	427	827	2,042	3,337	5,379	830	1,867	2,697	0	0	0	830	1,867	2,697	15	57	72	109	204	313	124	261	385

Dados ne'ebé apresenta iha leten foti hosi EMIS ho data 9 Agostu 2013/EMIS data as of 9th August, 2013.

F: Feto/Females, M: Mane/Males, T:Totál/Total

Tabela/Table 33 (Pájina 2 hosi 2/ Page 2 of 2)

**Númeru Profesór sira iha Eskola Primária, Eskola Báziká, Pre-Sekundária no Sekundária (2012)/
Number of Teachers in Primary, Escola Basica, Pre-Secondary and Secondary Schools (2012)**

	Sekundáriu/Secondary									Totál /Total								
	Públiku/Public			Privadu/Private			Totál /Total			Públiku/Public			Privadu/Private			Totál /Total		
	F	M	T	F	M	T	F	M	T	F	M	T	F	M	T	F	M	T
Aileu	15	43	58	6	13	19	21	56	77	153	301	454	25	38	63	178	339	517
Ainaro	8	32	40	7	6	13	15	38	53	206	259	465	28	21	49	234	280	514
Baucau	44	143	187	4	26	30	48	169	217	279	594	873	156	257	413	435	851	1,286
Bobonaro	20	74	94	4	11	15	24	85	109	193	604	797	19	51	70	212	655	867
Covalima	24	74	98	2	2	4	26	76	102	178	469	647	41	52	93	219	521	740
Dili	142	302	444	26	73	99	168	375	543	678	747	1,425	155	144	299	833	891	1,724
Ermera	14	26	40	4	15	19	18	41	59	242	448	690	17	29	46	259	477	736
Lautem	16	90	106	0	0	0	16	90	106	142	551	693	20	19	39	162	570	732
Liquica	16	43	59	3	3	6	19	46	65	148	357	505	20	37	57	168	394	562
Manatuto	11	14	25	5	14	19	16	28	44	132	254	386	18	31	49	150	285	435
Manufahi	25	61	86	8	9	17	33	70	103	182	363	545	40	42	82	222	405	627
Oecusse	22	46	68	2	6	8	24	52	76	150	287	437	28	35	63	178	322	500
Viqueque	21	111	132	9	21	30	30	132	162	182	659	841	22	74	96	204	733	937
Nasionál/ National	378	1,059	1,437	80	199	279	458	1,258	1,716	2,865	5,893	8,758	589	830	1,419	3,454	6,723	10,177

Dados ne'ebé apresenta iha leten foti hosi EMIS ho data 9 Agostu 2013/EMIS data as of 9th August, 2013.

F: Feto/Females, M: Mane/Males, T:Totál/Total

Tabela/Table 34 (Pájina 1 hosi 3/Page 1 of 3)

**Númeru Profesór sira iha Eskola Primária, Eskola Báziká, Pre-Sekundária no Sekundária tuir Kualifikasaun (2012)/
Number of Primary, Escola Basica, Pre-Secondary and Secondary Teachers by Qualifications (2012)**

	Númeru Profesór sira (Nível Hotu) tuir Kualifikasaun/ Number of Teachers (All Levels) by Qualifications																							
	La iha Datus/ No Data			Primáriu (Lakompletu)/ Primary (Incomplete)			Primáriu/ Primary			Pre-Sekundáriu/ Pre-Secondary			Sekundáriu/ Secondary			Graduadu Koléjiu/ College Graduate			Graduadu Universidade/ University Graduate			Totál (Profesór hotu)/ Total (All Teachers)		
	F	M	T	F	M	T	F	M	T	F	M	T	F	M	T	F	M	T	F	M	T	F	M	T
Aileu	1	4	5	0	0	0	4	9	13	3	3	6	122	200	322	30	79	109	18	44	62	178	339	517
Ainaro	4	8	12	0	0	0	1	4	5	4	3	7	115	127	242	87	95	182	23	43	66	234	280	514
Baucau	1	3	4	0	0	0	10	24	34	17	26	43	182	339	521	177	310	487	48	149	197	435	851	1,286
Bobonaro	0	4	4	0	0	0	6	28	34	12	39	51	143	338	481	38	179	217	13	67	80	212	655	867
Covalima	1	6	7	0	0	0	5	15	20	2	20	22	143	283	426	41	141	182	27	56	83	219	521	740
Dili	11	4	15	0	0	0	28	14	42	21	19	40	219	234	453	363	278	641	191	342	533	833	891	1,724
Ermera	2	3	5	0	0	0	9	13	22	11	11	22	172	277	449	49	113	162	16	60	76	259	477	736
Lautem	1	3	4	0	0	0	5	9	14	8	34	42	106	273	379	26	183	209	16	68	84	162	570	732
Liquica	0	2	2	0	0	0	5	15	20	2	5	7	106	226	332	42	113	155	13	33	46	168	394	562
Manatuto	1	1	2	0	0	0	0	2	2	6	8	14	71	136	207	44	88	132	28	50	78	150	285	435
Manufahi	0	11	11	0	0	0	7	10	17	10	14	24	141	251	392	48	91	139	16	28	44	222	405	627
Oecusse	3	5	8	0	0	0	5	7	12	7	13	20	84	151	235	68	112	180	11	34	45	178	322	500
Viqueque	1	7	8	0	0	0	7	17	24	7	11	18	118	413	531	49	186	235	22	99	121	204	733	937
Nasional/ National	26	61	87	0	0	0	92	167	259	110	206	316	1,722	3,248	4,970	1,062	1,968	3,030	442	1,073	1,515	3,454	6,723	10,177

Datus ne'ebé apresenta iha leten foti hosi EMIS ho data 9 Agostu 2013/EMIS data as of 9th August, 2013.

F: Feto/Females, M: Mane/Males, T:Totál/Total

Tabela/Table 34 (Pájina 2 hosi 3/ Page 2 of 3)

**Númeru Profesór sira iha Eskola Primária, Eskola Báziká, Pre-Sekundária no Sekundária tuir Kualifikasaun (2012)/
Number of Primary, Escola Basica, Pre-Secondary and Secondary Teachers by Qualifications (2012)**

	Númeru Profesór sira (Nível Ensino Básico) tuir Kualifikasaun/ Number of Teachers (Basic Education Level) by Qualifications																							
	La iha Dadus/ No Data			Primáriu (Lakompletu)/ Primary (Incomplete)			Primáriu/ Primary			Pre-Sekundáriu/ Pre-Secondary			Sekundáriu/ Secondary			Graduadu Koléjiu/ College Graduate			Graduadu Universidade/ University Graduate			Total (Profesór hotu)/ Total (All Teachers)		
	F	M	T	F	M	T	F	M	T	F	M	T	F	M	T	F	M	T	F	M	T	F	M	T
Aileu	1	4	5	0	0	0	4	9	13	3	3	6	116	182	298	24	68	92	9	17	26	157	283	440
Ainaro	4	8	12	0	0	0	1	3	4	4	3	7	113	123	236	82	89	171	15	16	31	219	242	461
Baucau	1	3	4	0	0	0	9	24	33	14	21	35	172	294	466	164	282	446	27	58	85	387	682	1,069
Bobonaro	0	4	4	0	0	0	5	28	33	6	36	42	136	304	440	35	166	201	6	32	38	188	570	758
Covalima	1	6	7	0	0	0	5	15	20	2	19	21	136	254	390	37	131	168	12	20	32	193	445	638
Dili	9	4	13	0	0	0	28	14	42	14	9	23	198	171	369	330	216	546	86	102	188	665	516	1,181
Ermera	1	3	4	0	0	0	9	13	22	11	10	21	170	271	441	44	108	152	6	31	37	241	436	677
Lautem	1	3	4	0	0	0	5	9	14	7	27	34	104	256	360	22	155	177	7	30	37	146	480	626
Liquica	0	2	2	0	0	0	5	15	20	1	4	5	99	208	307	40	104	144	4	15	19	149	348	497
Manatuto	1	1	2	0	0	0	0	2	2	6	5	11	68	131	199	42	83	125	17	35	52	134	257	391
Manufahi	0	11	11	0	0	0	7	10	17	5	9	14	132	225	357	39	73	112	6	7	13	189	335	524
Oecusse	3	4	7	0	0	0	5	7	12	7	11	18	76	135	211	62	102	164	1	11	12	154	270	424
Viqueque	1	7	8	0	0	0	7	16	23	4	8	12	114	380	494	39	166	205	9	24	33	174	601	775
Nasional/ National	23	60	83	0	0	0	90	165	255	84	165	249	1,634	2,934	4,568	960	1,743	2,703	205	398	603	2,996	5,465	8,461

Dadus ne'ebé apresenta iha leten foti hosi EMIS ho data 9 Agostu 2013/EMIS data as of 9th August, 2013.

F: Feto/Females, M: Mane/Males, T: Total/Total

Tabela/Table 34 (Pájina 3 hosi 3/ Page 3 of 3)

**Númeru Profesór sira iha Eskola Primária, Eskola Bázika, Pre-Sekundária no Sekundária tuir Kualifikasaun (2012)/
Number of Primary, Escola Basica, Pre-Secondary and Secondary Teachers by Qualifications (2012)**

	Númeru Profesór sira (Nível Ensino Secundáriu) tuir Kualifikasaun/ Number of Teachers (Secondary Education Level) by Qualifications																							
	La iha Datus/ No Data			Primáriu (Lakompletu)/ Primary (Incomplete)			Primáriu/ Primary			Pre-Sekundáriu/ Pre-Secondary			Sekundáriu/ Secondary			Graduadu Koléjiu/ College Graduate			Graduadu Universidade/ University Graduate			Totál (Profesór hotu)/ Total (All Teachers)		
	F	M	T	F	M	T	F	M	T	F	M	T	F	M	T	F	M	T	F	M	T	F	M	T
Aileu	0	0	0	0	0	0	0	0	0	0	0	0	6	18	24	6	11	17	9	27	36	21	56	77
Ainaro	0	0	0	0	0	0	0	1	1	0	0	0	2	4	6	5	6	11	8	27	35	15	38	53
Baucau	0	0	0	0	0	0	1	0	1	3	5	8	10	45	55	13	28	41	21	91	112	48	169	217
Bobonaro	0	0	0	0	0	0	1	0	1	6	3	9	7	34	41	3	13	16	7	35	42	24	85	109
Covalima	0	0	0	0	0	0	0	0	0	0	1	1	7	29	36	4	10	14	15	36	51	26	76	102
Dili	2	0	2	0	0	0	0	0	0	7	10	17	21	63	84	33	62	95	105	240	345	168	375	543
Ermera	1	0	1	0	0	0	0	0	0	0	1	1	2	6	8	5	5	10	10	29	39	18	41	59
Lautem	0	0	0	0	0	0	0	0	0	1	7	8	2	17	19	4	28	32	9	38	47	16	90	106
Liquica	0	0	0	0	0	0	0	0	0	1	1	2	7	18	25	2	9	11	9	18	27	19	46	65
Manatuto	0	0	0	0	0	0	0	0	0	0	3	3	3	5	8	2	5	7	11	15	26	16	28	44
Manufahi	0	0	0	0	0	0	0	0	0	5	5	10	9	26	35	9	18	27	10	21	31	33	70	103
Oecusse	0	1	1	0	0	0	0	0	0	0	2	2	8	16	24	6	10	16	10	23	33	24	52	76
Viqueque	0	0	0	0	0	0	0	1	1	3	3	6	4	33	37	10	20	30	13	75	88	30	132	162
Nasionál/ National	3	1	4	0	0	0	2	2	4	26	41	67	88	314	402	102	225	327	237	675	912	458	1,258	1,716

Datus ne'ebé apresenta iha leten foti hosi EMIS ho data 9 Agostu 2013/EMIS data as of 9th August, 2013.

F: Feto/Females, M: Mane/Males, T:Total/Total

Tabela/Table 35 (Pájina 1 hosi 2/Page 1 of 2)

**Númeru Profesór sira iha Eskola Primária, Eskola Báziká, Pre-Sekundária no Sekundária tuir Númeru Tinan Hanorin (2012)/
Number of Primary, Escola Basica, Pre-Secondary and Secondary Teachers by Number of Years of Teaching (2012)**

	Númeru Profesór sira tuir Númeru Tinan Hanorin Number of Teachers by Number of Years of Teaching														
	La iha Dadus/ No Data			Tinan 1 - 5/ 1 - 5 years			Tinan 6 - 10/ 6 - 10 years			Tinan 11 - 15/ 11 - 15 years			Tinan 16 - 20/ 16 - 20 years		
	F	M	T	F	M	T	F	M	T	F	M	T	F	M	T
Aileu	0	2	2	94	110	204	28	54	82	56	173	229	0	0	0
Ainaro	1	3	4	129	136	265	42	39	81	62	101	163	0	1	1
Baucau	13	14	27	213	351	564	67	133	200	134	336	470	2	9	11
Bobonaro	2	1	3	137	246	383	28	123	151	45	284	329	0	0	0
Covalima	6	4	10	124	182	306	33	94	127	56	241	297	0	0	0
Dili	18	12	30	315	267	582	181	202	383	317	410	727	1	0	1
Ermera	4	3	7	121	137	258	24	72	96	109	265	374	0	0	0
Lautem	2	1	3	107	239	346	25	123	148	27	201	228	0	2	2
Liquica	0	2	2	88	163	251	24	70	94	56	159	215	0	0	0
Manatuto	2	0	2	67	110	177	41	71	112	39	101	140	0	1	1
Manufahi	3	4	7	129	183	312	29	38	67	61	180	241	0	0	0
Oecusse	0	1	1	87	118	205	41	63	104	50	136	186	0	2	2
Viqueque	0	2	2	116	324	440	36	141	177	45	241	286	1	12	13
Nasionál/ National	51	49	100	1,727	2,566	4,293	599	1,223	1,822	1,057	2,828	3,885	4	27	31

Dados ne'ebé apresenta iha leten foti hosi EMIS ho data 9 Agostu 2013/EMIS data as of 9th August, 2013.

F: Feto/Females, M: Mane/Males, T:Totál/Total

Tabela/Table 35 (Pájjina 2 hosi 2/Page 2 of 2)

**Númeru Profesór sira iha Eskola Primária, Eskola Bázika, Pre-Sekundária no Sekundária tuir Númeru Tinan Hanorin (2012)/
Number of Primary, Escola Basica, Pre-Secondary and Secondary Teachers by Number of Years of Teaching (2012)**

	Númeru Profesór sira tuir Númeru Tinan Hanorin/ Number of Teachers by Number of Years of Teaching											
	Tinan 21 - 25/ 21 - 25 years			Tinan 26 - 30/ 26 - 30 years			Liu Tinan 30/ Over 30 years			Totál (Profesór Hotu)/ Total (All Teachers)		
	F	M	T	F	M	T	F	M	T	F	M	T
Aileu	0	0	0	0	0	0	0	0	0	178	339	517
Ainaro	0	0	0	0	0	0	0	0	0	234	280	514
Baucau	3	4	7	0	1	1	3	3	6	435	851	1,286
Bobonaro	0	0	0	0	0	0	0	1	1	212	655	867
Covalima	0	0	0	0	0	0	0	0	0	219	521	740
Dili	0	0	0	0	0	0	1	0	1	833	891	1,724
Ermera	0	0	0	0	0	0	1	0	1	259	477	736
Lautem	0	3	3	1	1	2	0	0	0	162	570	732
Liquica	0	0	0	0	0	0	0	0	0	168	394	562
Manatuto	0	1	1	0	1	1	1	0	1	150	285	435
Manufahi	0	0	0	0	0	0	0	0	0	222	405	627
Oecusse	0	2	2	0	0	0	0	0	0	178	322	500
Viqueque	4	9	13	2	4	6	0	0	0	204	733	937
Nasionál/ National	7	19	26	3	7	10	6	4	10	3,454	6,723	10,177

Dadus ne'ebé apresenta iha leten foti hosi EMIS ho data 9 Agostu 2013/EMIS data as of 9th August, 2013.

F: Feto/Females, M: Mane/Males, T:Totál/Total

Tabela/Table 36 (Pájina 1 hosi 2/Page 1 of 2)

**Númeru Profesór sira iha Eskola Primária, Eskola Báziká, Pre-Sekundária no Sekundária tuir Grupu Idade (2012)/
Total Number of Primary, Escola Basica, Pre-Secondary and Secondary Teachers by Age Group (2012)**

	Númeru Profesór sira tuir Grupu Idade/ Number of Teachers by Age Group														
	La iha Dadus/ No Data			To'o Tinan 25/ Up to 25 years			Tinan 26 - 30/ 26 - 30 years			Tinan 31 - 35/ 31 - 35 years			Tinan 36 - 40/ 36 - 40 years		
	F	M	T	F	M	T	F	M	T	F	M	T	F	M	T
Aileu	0	0	0	7	3	10	55	58	113	24	32	56	38	62	100
Ainaro	0	0	0	5	2	7	28	24	52	24	32	56	42	34	76
Baucau	0	1	1	7	4	11	46	53	99	45	89	134	85	156	241
Bobonaro	0	0	0	18	6	24	48	56	104	34	58	92	34	87	121
Covalima	0	0	0	9	5	14	49	37	86	21	56	77	44	49	93
Dili	0	0	0	14	9	23	88	70	158	97	155	252	141	229	370
Ermera	0	0	0	5	7	12	46	18	64	39	68	107	64	109	173
Lautem	0	0	0	6	6	12	23	35	58	40	75	115	26	108	134
Liquica	0	0	0	6	2	8	49	43	92	25	56	81	19	72	91
Manatuto	0	0	0	6	6	12	36	35	71	19	40	59	17	54	71
Manufahi	0	0	0	14	3	17	54	51	105	33	46	79	27	73	100
Oecusse	0	0	0	8	7	15	41	42	83	23	32	55	11	29	40
Viqueque	0	0	0	6	3	9	31	43	74	38	133	171	39	131	170
Nasionál/ National	0	1	1	111	63	174	594	565	1,159	462	872	1,334	587	1,193	1,780

Dadus ne'ebé apresenta iha leten foti hosi EMIS ho data 9 Agostu 2013/EMIS data as of 9th August, 2013.

F: Feto/Females, M: Mane/Males, T:Totál/Total

Tabela/Table 36 (Pájina 2 hosi 2/Page 2 of 2)

**Númeru Profesór sira iha Eskola Primária, Eskola Báziká, Pre-Sekundária no Sekundária tuir Grupu Idade (2012)/
Total Number of Primary, Escola Basica, Pre-Secondary and Secondary Teachers by Age Group (2012)**

	Númeru Profesór sira tuir Grupu Idade/ Number of Teachers by Age Group																	
	Tinán 41- 45/ 41- 45 years			Tinán 46 - 50/ 46 - 50 years			Tinán 51 - 55/ 51- 55 years			Tinán 56 - 60/ 56- 60 years			Liu Tinán 60/ Over 60 years			Profesór Hotu/ All Teachers		
	F	M	T	F	M	T	F	M	T	F	M	T	F	M	T	F	M	T
Aileu	21	77	98	11	50	61	12	34	46	7	19	26	3	4	7	178	339	517
Ainaro	57	74	131	45	65	110	23	28	51	7	14	21	3	7	10	234	280	514
Baucau	92	213	305	79	190	269	51	82	133	23	37	60	7	26	33	435	851	1,286
Bobonaro	38	117	155	21	158	179	14	99	113	3	53	56	2	21	23	212	655	867
Covalima	40	126	166	36	113	149	14	93	107	5	32	37	1	10	11	219	521	740
Dili	130	178	308	112	101	213	130	70	200	85	51	136	36	28	64	833	891	1,724
Ermera	38	123	161	20	67	87	30	51	81	13	25	38	4	9	13	259	477	736
Lautem	29	137	166	21	91	112	11	55	66	4	45	49	2	18	20	162	570	732
Liquica	30	73	103	22	62	84	12	40	52	4	27	31	1	19	20	168	394	562
Manatuto	18	68	86	15	34	49	23	31	54	9	13	22	7	4	11	150	285	435
Manufahi	45	93	138	26	60	86	13	47	60	9	27	36	1	5	6	222	405	627
Oecusse	33	87	120	21	78	99	23	30	53	11	10	21	7	7	14	178	322	500
Viqueque	32	157	189	20	115	135	25	102	127	9	33	42	4	16	20	204	733	937
Nasionál/ National	603	1,523	2,126	449	1,184	1,633	381	762	1,143	189	386	575	78	174	252	3,454	6,723	10,177

Dadus ne'ebé apresenta iha leten foti hosi EMIS ho data 9 Agostu 2013/EMIS data as of 9th August, 2013.

F: Feto/Females, M: Mane/Males, T:Totál/Total

Tabela/Table 37 (Pájina 1 hosi 2/Page 1 of 2)
Númeru Eskola sira ho Fonte ba Bee-Hemu (2012)/
Number of Schools with Sources of Drinking Water (2012)

	Ensinu BÁziku/Basic Education														
	Públiku/Public					Privadu/Private					Totál/Total				
	Bee Diak Ona/ Improved Water	Bee Seluk/ Other Water	Laiha Bee/ No Water	Laiha Dadus/ No Data	Totál/ Total	Bee Diak Ona/ Improved Water	Bee Seluk/ Other Water	Laiha Bee/ No Water	Laiha Dadus/ No Data	Totál/ Total	Bee Diak Ona/ Improved Water	Bee Seluk/ Other Water	Laiha Bee/ No Water	Laiha Dadus/ No Data	Totál/ Total
Aileu	51	1	22	0	74	5	0	0	0	5	56	1	22	0	79
Ainaro	45	11	24	0	80	5	0	1	0	6	50	11	25	0	86
Baucau	44	9	44	0	97	35	12	28	0	75	79	21	72	0	172
Bobonaro	77	7	48	2	134	9	0	2	0	11	86	7	50	2	145
Covalima	43	4	37	0	84	4	2	5	0	11	47	6	42	0	95
Dili	49	0	16	0	65	26	1	4	0	31	75	1	20	0	96
Ermera	79	7	37	1	124	5	0	0	0	5	84	7	37	1	129
Lautem	38	5	36	0	79	4	0	1	0	5	42	5	37	0	84
Liquica	36	1	19	0	56	6	0	1	0	7	42	1	20	0	63
Manatuto	47	0	17	1	65	3	1	2	0	6	50	1	19	1	71
Manufahi	44	3	22	0	69	4	1	4	0	9	48	4	26	0	78
Oecusse	40	3	17	1	61	6	0	1	0	7	46	3	18	1	68
Viqueque	49	2	41	0	92	5	0	4	0	9	54	2	45	0	101
Nasionál/ National	642	53	380	5	1,080	117	17	53	0	187	759	70	433	5	1,267

Dadus ne'ebé apresenta iha leten foti hosi EMIS ho data 9 Agostu 2013/EMIS data as of 9th August, 2013.

Bee hadia ona: Númeru Eskola sira ho Fonte Bee Hadia ona no Funsiona, Bee Seluk: Númeru Eskola sira ho Fonte Bee sira Seluk./Improved Water: Number of Schools with Functional Improved Water Source, Other Water: Number of Schools with Other Water Source.

Tabela/Table 37 (Pájina 2 hosi 2/Page 2 of 2)
Númeru Eskola sira ho Fonte ba Bee-Hemu (2012)/
Number of Schools with Sources of Drinking Water (2012)

Ensinu Sekundáriu/Secondary Education															
	Públiku/Public					Privadu/Private					Totál/Total				
	Bee Diak Ona/ Improved Water	Bee Seluk/ Other Water	Laiha Bee/ No Water	Laiha Dadus/ No Data	Totál/ Total	Bee Diak Ona/ Improved Water	Bee Seluk/ Other Water	Laiha Bee/ No Water	Laiha Dadus/ No Data	Totál/ Total	Bee Diak Ona/ Improved Water	Bee Seluk/ Other Water	Laiha Bee/ No Water	Laiha Dadus/ No Data	Totál/ Total
Aileu	2	0	1	1	4	2	0	1	0	3	4	0	2	1	7
Ainaro	1	0	0	1	2	1	0	1	0	2	2	0	1	1	4
Baucau	2	1	6	0	9	3	0	0	0	3	5	1	6	0	12
Bobonaro	3	0	0	0	3	1	0	0	0	1	4	0	0	0	4
Covalima	1	1	2	0	4	0	0	1	0	1	1	1	3	0	5
Dili	6	0	3	2	11	13	1	0	0	14	19	1	3	2	25
Ermera	1	0	1	0	2	4	0	0	0	4	5	0	1	0	6
Lautem	3	0	0	0	3	0	0	0	0	0	3	0	0	0	3
Liquica	1	0	1	0	2	1	0	0	1	2	2	0	1	1	4
Manatuto	2	0	0	0	2	2	0	0	0	2	4	0	0	0	4
Manufahi	3	1	1	0	5	2	1	0	0	3	5	2	1	0	8
Oecusse	3	0	0	0	3	1	0	0	0	1	4	0	0	0	4
Viqueque	2	0	4	0	6	2	0	1	0	3	4	0	5	0	9
Nasionál/ National	30	3	19	4	56	32	2	4	1	39	62	5	23	5	95

Dadus ne'ebé apresenta iha leten foti hosi EMIS ho data 9 Agostu 2013/EMIS data as of 9th August, 2013.

Bee hadia ona: Númeru Eskola sira ho Fonte Bee Hadia ona no Funciona, Bee Seluk: Númeru Eskola sira ho Fonte Bee sira Seluk./Improved Water: Number of Schools with Functional Improved Water Source, Other Water: Number of Schools with Other Water Source.

Tabela/Table 38 (Pájina 1 hosi 2/Page 1 of 2)
Proporsاون (%) Eskola sira ho Fonte ba Bee-Hemu (2012)/
Proportion (%) of Schools with Sources of Drinking Water (2012)

Ensínu Báziku/Basic Education															
	Públiku/Public					Privadu/Private					Totál/Total				
	Bee Diak Ona/ Improved Water	Bee Seluk/ Other Water	Laiha Bee/ No Water	Laiha Dadus/ No Data	Totál/ Total	Bee Diak Ona/ Improved Water	Bee Seluk/ Other Water	Laiha Bee/ No Water	Laiha Dadus/ No Data	Totál/ Total	Bee Diak Ona/ Improved Water	Bee Seluk/ Other Water	Laiha Bee/ No Water	Laiha Dadus/ No Data	Totál/ Total
Aileu	68.9%	1.4%	29.7%	0.0%	100.0%	100.0%	0.0%	0.0%	0.0%	100.0%	70.9%	1.3%	27.8%	0.0%	100.0%
Ainaro	56.3%	13.8%	30.0%	0.0%	100.0%	83.3%	0.0%	16.7%	0.0%	100.0%	58.1%	12.8%	29.1%	0.0%	100.0%
Baucau	45.4%	9.3%	45.4%	0.0%	100.0%	46.7%	16.0%	37.3%	0.0%	100.0%	45.9%	12.2%	41.9%	0.0%	100.0%
Bobonaro	57.5%	5.2%	35.8%	1.5%	100.0%	81.8%	0.0%	18.2%	0.0%	100.0%	59.3%	4.8%	34.5%	1.4%	100.0%
Covalima	51.2%	4.8%	44.0%	0.0%	100.0%	36.4%	18.2%	45.5%	0.0%	100.0%	49.5%	6.3%	44.2%	0.0%	100.0%
Dili	75.4%	0.0%	24.6%	0.0%	100.0%	83.9%	3.2%	12.9%	0.0%	100.0%	78.1%	1.0%	20.8%	0.0%	100.0%
Ermera	63.7%	5.6%	29.8%	0.8%	100.0%	100.0%	0.0%	0.0%	0.0%	100.0%	65.1%	5.4%	28.7%	0.8%	100.0%
Lautem	48.1%	6.3%	45.6%	0.0%	100.0%	80.0%	0.0%	20.0%	0.0%	100.0%	50.0%	6.0%	44.0%	0.0%	100.0%
Liquica	64.3%	1.8%	33.9%	0.0%	100.0%	85.7%	0.0%	14.3%	0.0%	100.0%	66.7%	1.6%	31.7%	0.0%	100.0%
Manatuto	72.3%	0.0%	26.2%	1.5%	100.0%	50.0%	16.7%	33.3%	0.0%	100.0%	70.4%	1.4%	26.8%	1.4%	100.0%
Manufahi	63.8%	4.3%	31.9%	0.0%	100.0%	44.4%	11.1%	44.4%	0.0%	100.0%	61.5%	5.1%	33.3%	0.0%	100.0%
Oecusse	65.6%	4.9%	27.9%	1.6%	100.0%	85.7%	0.0%	14.3%	0.0%	100.0%	67.6%	4.4%	26.5%	1.5%	100.0%
Viqueque	53.3%	2.2%	44.6%	0.0%	100.0%	55.6%	0.0%	44.4%	0.0%	100.0%	53.5%	2.0%	44.6%	0.0%	100.0%
Nasionál/ National	59.4%	4.9%	35.2%	0.5%	100.0%	62.6%	9.1%	28.3%	0.0%	100.0%	59.9%	5.5%	34.2%	0.4%	100.0%

Dadus ne'ebé apresenta iha leten foti hosi EMIS ho data 9 Agostu 2013/EMIS data as of 9th August, 2013.

Bee hadia ona: Número Eskola sira ho Fonte Bee Hadia ona no Funsiona, Bee Seluk: Número Eskola sira ho Fonte Bee sira Seluk./Improved Water: Number of Schools with Functional Improved Water Source, Other Water: Number of Schools with Other Water Source.

Tabela/Table 38 (Pájina 2 hosi 2/Page 2 of 2)
Proporsاون (%) Eskola sira ho Fonte ba Bee-Hemu (2012)/
Proportion (%) of Schools with Sources of Drinking Water (2012)

Ensinu Sekundáriu/Secondary Education															
	Públiku/Public					Privadu/Private					Totál/Total				
	Bee Diak Ona/ Improved Water	Bee Seluk/ Other Water	Laiha Bee/ No Water	Laiha Dadus/ No Data	Totál/ Total	Bee Diak Ona/ Improved Water	Bee Seluk/ Other Water	Laiha Bee/ No Water	Laiha Dadus/ No Data	Totál/ Total	Bee Diak Ona/ Improved Water	Bee Seluk/ Other Water	Laiha Bee/ No Water	Laiha Dadus/ No Data	Totál/ Total
Aileu	50.0%	0.0%	25.0%	25.0%	100.0%	66.7%	0.0%	33.3%	0.0%	100.0%	57.1%	0.0%	28.6%	14.3%	100.0%
Ainaro	50.0%	0.0%	0.0%	50.0%	100.0%	50.0%	0.0%	50.0%	0.0%	100.0%	50.0%	0.0%	25.0%	25.0%	100.0%
Baucau	22.2%	11.1%	66.7%	0.0%	100.0%	100.0%	0.0%	0.0%	0.0%	100.0%	41.7%	8.3%	50.0%	0.0%	100.0%
Bobonaro	100.0%	0.0%	0.0%	0.0%	100.0%	100.0%	0.0%	0.0%	0.0%	100.0%	100.0%	0.0%	0.0%	0.0%	100.0%
Covalima	25.0%	25.0%	50.0%	0.0%	100.0%	0.0%	0.0%	100.0%	0.0%	100.0%	20.0%	20.0%	60.0%	0.0%	100.0%
Dili	54.5%	0.0%	27.3%	18.2%	100.0%	92.9%	7.1%	0.0%	0.0%	100.0%	76.0%	4.0%	12.0%	8.0%	100.0%
Ermera	50.0%	0.0%	50.0%	0.0%	100.0%	100.0%	0.0%	0.0%	0.0%	100.0%	83.3%	0.0%	16.7%	0.0%	100.0%
Lautem	100.0%	0.0%	0.0%	0.0%	100.0%	NA	NA	NA	NA	NA	100.0%	0.0%	0.0%	0.0%	100.0%
Liquica	50.0%	0.0%	50.0%	0.0%	100.0%	50.0%	0.0%	0.0%	50.0%	100.0%	50.0%	0.0%	25.0%	25.0%	100.0%
Manatuto	100.0%	0.0%	0.0%	0.0%	100.0%	100.0%	0.0%	0.0%	0.0%	100.0%	100.0%	0.0%	0.0%	0.0%	100.0%
Manufahi	60.0%	20.0%	20.0%	0.0%	100.0%	66.7%	33.3%	0.0%	0.0%	100.0%	62.5%	25.0%	12.5%	0.0%	100.0%
Oecusse	100.0%	0.0%	0.0%	0.0%	100.0%	100.0%	0.0%	0.0%	0.0%	100.0%	100.0%	0.0%	0.0%	0.0%	100.0%
Viqueque	33.3%	0.0%	66.7%	0.0%	100.0%	66.7%	0.0%	33.3%	0.0%	100.0%	44.4%	0.0%	55.6%	0.0%	100.0%
Nasionál/ National	53.6%	5.4%	33.9%	7.1%	100.0%	82.1%	5.1%	10.3%	2.6%	100.0%	65.3%	5.3%	24.2%	5.3%	100.0%

Dadus ne'ebé apresenta iha leten foti hosi EMIS ho data 9 Agostu 2013/EMIS data as of 9th August, 2013.

Bee hadia ona: Númeru Eskola sira ho Fonte Bee Hadia ona no Funsiona, Bee Seluk: Númeru Eskola sira ho Fonte Bee sira Seluk./Improved Water: Number of Schools with Functional Improved Water Source, Other Water: Number of Schools with Other Water Source.

Tabela/Table 39 (Pájina 1 hosi 2/Page 1 of 2)

**Númeru hosi Eskola sira tuir Kondisaun Sentina iha Eskola Ensinu Báziku no Sekundáriu, Públika no Privada (2012)/
Number of Schools by Toilet Condition in Basic Education and Secondary Schools, Public and Private (2012)**

	Ensinu Báziku/Basic Education											
	Públiku/ Public				Privadu/ Private				Públiku no Privadu/ Public and Private			
	Funfona/ Function	Parsialmente Funfona/ Partially Function	Laiha Sentina ka Sentina La Funfona/ No Toilets or Do Not Function	Totál/ Total	Funfona/ Function	Parsialmente Funfona/ Partially Function	Laiha Sentina ka Sentina La Funfona/ No Toilets or Do Not Function	Totál/ Total	Funfona/ Function	Parsialmente Funfona/ Partially Function	Laiha Sentina ka Sentina La Funfona/ No Toilets or Do Not Function	Totál/ Total
Aileu	29	30	15	74	1	4	0	5	30	34	15	79
Ainara	29	17	34	80	2	3	1	6	31	20	35	86
Baucau	33	22	42	97	16	31	28	75	49	53	70	172
Bobonara	41	38	55	134	5	3	3	11	46	41	58	145
Covalima	25	33	26	84	5	5	1	11	30	38	27	95
Dili	48	16	1	65	23	7	1	31	71	23	2	96
Ermera	50	40	34	124	3	2	0	5	53	42	34	129
Lautem	33	22	24	79	4	0	1	5	37	22	25	84
Liquica	23	19	14	56	6	1	0	7	29	20	14	63
Manatuto	33	21	11	65	4	2	0	6	37	23	11	71
Manufahi	18	20	31	69	3	3	3	9	21	23	34	78
Oecusse	35	18	8	61	5	2	0	7	40	20	8	68
Viqueque	33	14	45	92	3	6	0	9	36	20	45	101
Nasionál/ National	430	310	340	1,080	80	69	38	187	510	379	378	1,267

Dadus ne'ebé apresenta iha leten foti hosi EMIS ho data 9 Agostu 2013/EMIS data as of 9th August, 2013.

Funfona: Númeru Eskola sira iha sentina funfona liu hosi sorin balu hosi sentina sira hotu, Parsialmente Funfona: Númeru Eskola sira iha parsialmente sentina funfona liu hosi sorin balu hosi sentina sira hotu./Function: Number of Schools having functional toilets more than half of all toilets, Partially Function: Number of Schools having partially functional toilets more than half of all toilets.

Tabela/Table 39 (Pájina 2 hosi 2/Page 2 of 2)

**Númeru hosi Eskola sira tuir Kondisaun Sentina iha Eskola Ensinu Báziku no Sekundáriu, Públika no Privada (2012)/
Number of Schools by Toilet Condition in Basic Education and Secondary Schools, Public and Private (2012)**

	Ensinu Sekundáriu/Secondary Education											
	Públiku/ Public				Privadu/ Private				Públiku no Privadu/ Public and Private			
	Funciona/ Function	Parsialmente Funciona/ Partially Function	Laiha Sentina ka Sentina La Funciona/ No Toilets or Do Not Function	Totál/ Total	Funciona/ Function	Parsialmente Funciona/ Partially Function	Laiha Sentina ka Sentina La Funciona/ No Toilets or Do Not Function	Totál/ Total	Funciona/ Function	Parsialmente Funciona/ Partially Function	Laiha Sentina ka Sentina La Funciona/ No Toilets or Do Not Function	Totál/ Total
Aileu	1	3	0	4	1	2	0	3	2	5	0	7
Ainaro	1	0	1	2	1	1	0	2	2	1	1	4
Baucau	2	2	5	9	3	0	0	3	5	2	5	12
Bobonaro	3	0	0	3	0	1	0	1	3	1	0	4
Covalima	2	1	1	4	0	1	0	1	2	2	1	5
Dili	7	2	2	11	10	3	1	14	17	5	3	25
Ermera	1	1	0	2	2	2	0	4	3	3	0	6
Lautem	2	1	0	3	0	0	0	0	2	1	0	3
Liquica	0	1	1	2	0	2	0	2	0	3	1	4
Manatuto	1	1	0	2	2	0	0	2	3	1	0	4
Manufahi	2	3	0	5	0	2	1	3	2	5	1	8
Oecusse	1	1	1	3	1	0	0	1	2	1	1	4
Viqueque	1	3	2	6	1	2	0	3	2	5	2	9
Nasionál/ National	24	19	13	56	21	16	2	39	45	35	15	95

Dadus ne'ebé apresenta iha leten foti hosi EMIS ho data 9 Agostu 2013/EMIS data as of 9th August, 2013.

Funfona: Númeru Eskola sira iha sentina funfona liu hosi sorin balu hosi sentina sira hotu, Parsialmente Funfona: Númeru Eskola sira iha parsialmente sentina funfona liu hosi sorin balu hosi sentina sira hotu./Function: Number of Schools having functional toilets more than half of all toilets, Partially Function: Number of Schools having partially functional toilets more than half of all toilets.

Tabela/Table 40 (Pájina 1 hosi 2/Page 1 of 2)

**Proporsاون hosi Eskola sira tuir Kondisaun Sentina iha Eskola Ensinu Báziku no Sekundáriu, Públika no Privada (2012)/
Proportion of Schools by Toilet Condition in Basic Education and Secondary Schools, Public and Private (2012)**

	Ensinu Báziku/Basic Education								
	Públiku/ Public			Privadu/ Private			Públiku no Privadu/ Public and Private		
	Funsiona/ Function	Parsialmente Funsiona/ Partially Function	Laiha Sentina ka Sentina La Funsiona/ No Toilets or Do Not Function	Funsiona/ Function	Parsialmente Funsiona/ Partially Function	Laiha Sentina ka Sentina La Funsiona/ No Toilets or Do Not Function	Funsiona/ Function	Parsialmente Funsiona/ Partially Function	Laiha Sentina ka Sentina La Funsiona/ No Toilets or Do Not Function
Aileu	39.2%	40.5%	20.3%	20.0%	80.0%	0.0%	38.0%	43.0%	19.0%
Ainaro	36.3%	21.3%	42.5%	33.3%	50.0%	16.7%	36.0%	23.3%	40.7%
Baucau	34.0%	22.7%	43.3%	21.3%	41.3%	37.3%	28.5%	30.8%	40.7%
Bobonaro	30.6%	28.4%	41.0%	45.5%	27.3%	27.3%	31.7%	28.3%	40.0%
Covalima	29.8%	39.3%	31.0%	45.5%	45.5%	9.1%	31.6%	40.0%	28.4%
Dili	73.8%	24.6%	1.5%	74.2%	22.6%	3.2%	74.0%	24.0%	2.1%
Ermera	40.3%	32.3%	27.4%	60.0%	40.0%	0.0%	41.1%	32.6%	26.4%
Lautem	41.8%	27.8%	30.4%	80.0%	0.0%	20.0%	44.0%	26.2%	29.8%
Liquica	41.1%	33.9%	25.0%	85.7%	14.3%	0.0%	46.0%	31.7%	22.2%
Manatuto	50.8%	32.3%	16.9%	66.7%	33.3%	0.0%	52.1%	32.4%	15.5%
Manufahi	26.1%	29.0%	44.9%	33.3%	33.3%	33.3%	26.9%	29.5%	43.6%
Oecusse	57.4%	29.5%	13.1%	71.4%	28.6%	0.0%	58.8%	29.4%	11.8%
Viqueque	35.9%	15.2%	48.9%	33.3%	66.7%	0.0%	35.6%	19.8%	44.6%
Nasional/ National	39.8%	28.7%	31.5%	42.8%	36.9%	20.3%	40.3%	29.9%	29.8%

Dadus ne'ebé apresenta iha leten foti hosi EMIS ho data 9 Agostu 2013/EMIS data as of 9th August, 2013.

Funsiona: Número Eskola sira iha sentina funsiona liu hosi sorin balu hosi sentina sira hotu, Parsialmente Funsiona: Número Eskola sira iha parsialmente sentina funsiona liu hosi sorin balu hosi sentina sira hotu./Function: Number of Schools having functional toilets more than half of all toilets, Partially Function: Number of Schools having partially functional toilets more than half of all toilets.

Tabela/Table 40 (Pájina 2 hosi 2/Page 2 of 2)

**Proporsاون hosi Eskola sira tuir Kondisaun Sentina iha Eskola Ensinu Báziku no Sekundáriu, Públika no Privada (2012)/
Proportion of Schools by Toilet Condition in Basic Education and Secondary Schools, Public and Private (2012)**

	Ensinu Sekundáriu/Secondary Education								
	Públiku/ Public			Privadu/ Private			Públiku no Privadu/ Public and Private		
	Funfionu/ Function	Parsialmente Funfionu/ Partially Function	Laiha Sentina ka Sentina La Funfionu/ No Toilets or Do Not Function	Funfionu/ Function	Parsialmente Funfionu/ Partially Function	Laiha Sentina ka Sentina La Funfionu/ No Toilets or Do Not Function	Funfionu/ Function	Parsialmente Funfionu/ Partially Function	Laiha Sentina ka Sentina La Funfionu/ No Toilets or Do Not Function
Aileu	25.0%	75.0%	0.0%	33.3%	66.7%	0.0%	28.6%	71.4%	0.0%
Ainaro	50.0%	0.0%	50.0%	50.0%	50.0%	0.0%	50.0%	25.0%	25.0%
Baucau	22.2%	22.2%	55.6%	100.0%	0.0%	0.0%	41.7%	16.7%	41.7%
Bobonaro	100.0%	0.0%	0.0%	0.0%	100.0%	0.0%	75.0%	25.0%	0.0%
Covalima	50.0%	25.0%	25.0%	0.0%	100.0%	0.0%	40.0%	40.0%	20.0%
Dili	63.6%	18.2%	18.2%	71.4%	21.4%	7.1%	68.0%	20.0%	12.0%
Ermera	50.0%	50.0%	0.0%	50.0%	50.0%	0.0%	50.0%	50.0%	0.0%
Lautem	66.7%	33.3%	0.0%	-	-	-	66.7%	33.3%	0.0%
Liquica	0.0%	50.0%	50.0%	0.0%	100.0%	0.0%	0.0%	75.0%	25.0%
Manatuto	50.0%	50.0%	0.0%	100.0%	0.0%	0.0%	75.0%	25.0%	0.0%
Manufahi	40.0%	60.0%	0.0%	0.0%	66.7%	33.3%	25.0%	62.5%	12.5%
Oecusse	33.3%	33.3%	33.3%	100.0%	0.0%	0.0%	50.0%	25.0%	25.0%
Viqueque	16.7%	50.0%	33.3%	33.3%	66.7%	0.0%	22.2%	55.6%	22.2%
Nasional/ National	42.9%	33.9%	23.2%	53.8%	41.0%	5.1%	47.4%	36.8%	15.8%

Dadus ne'ebé apresenta iha leten foti hosi EMIS ho data 9 Agostu 2013/EMIS data as of 9th August, 2013.

Funfionu: Númeru Eskola sira iha sentina funfionu liu hosi sorin balu hosi sentina sira hotu, Parsialmente Funfionu: Númeru Eskola sira iha parsialmente sentina funfionu liu hosi sorin balu hosi sentina sira hotu./Function: Number of Schools having functional toilets more than half of all toilets, Partially Function: Number of Schools having partially funfionu toilets more than half of all toilets.