



Education Budget 2014

National Directorate for Planning, Finance,
Administration and Logistics

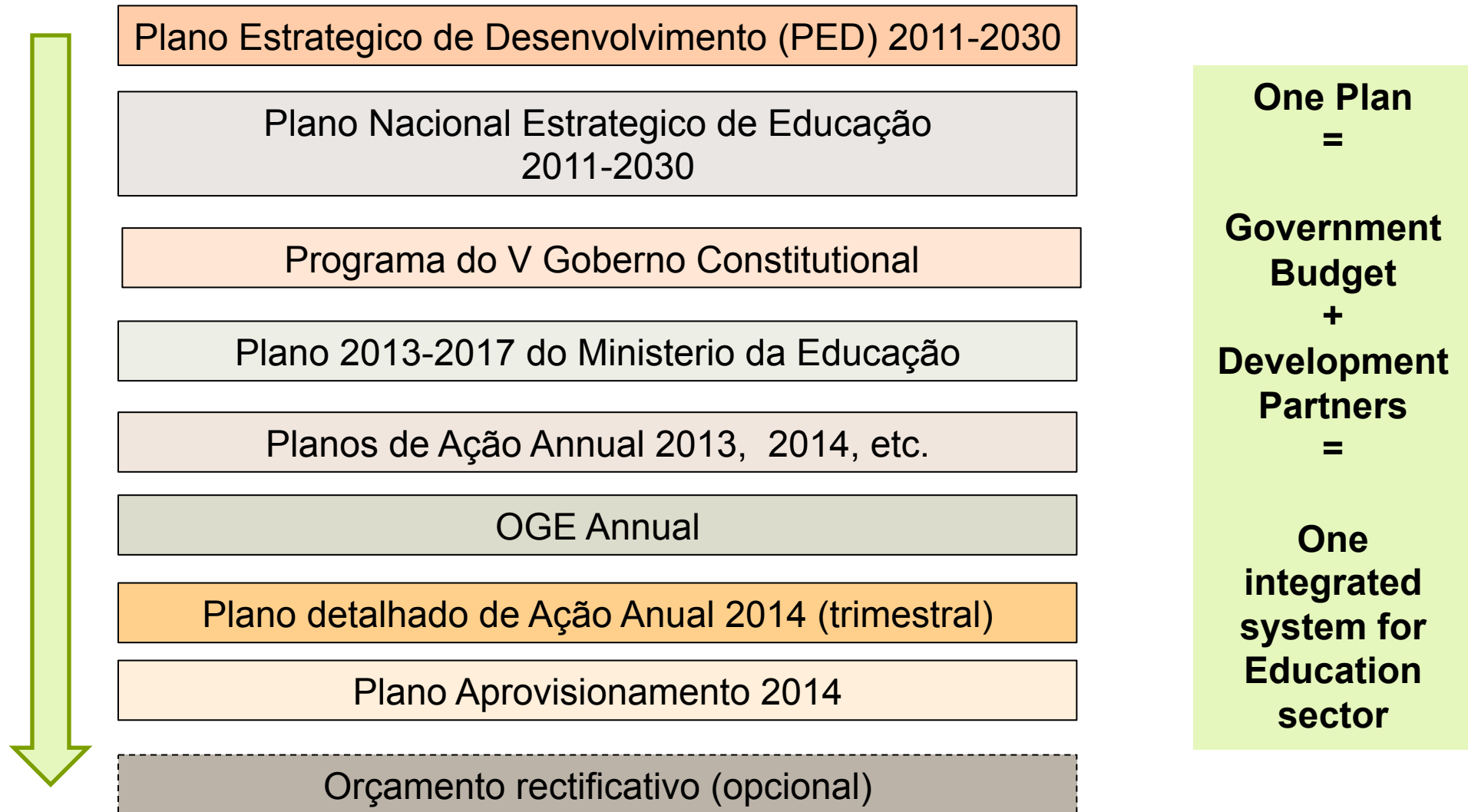
MoE

19 August 2014

Dili, Timor-Leste



2014 Annual planning cycle in Education



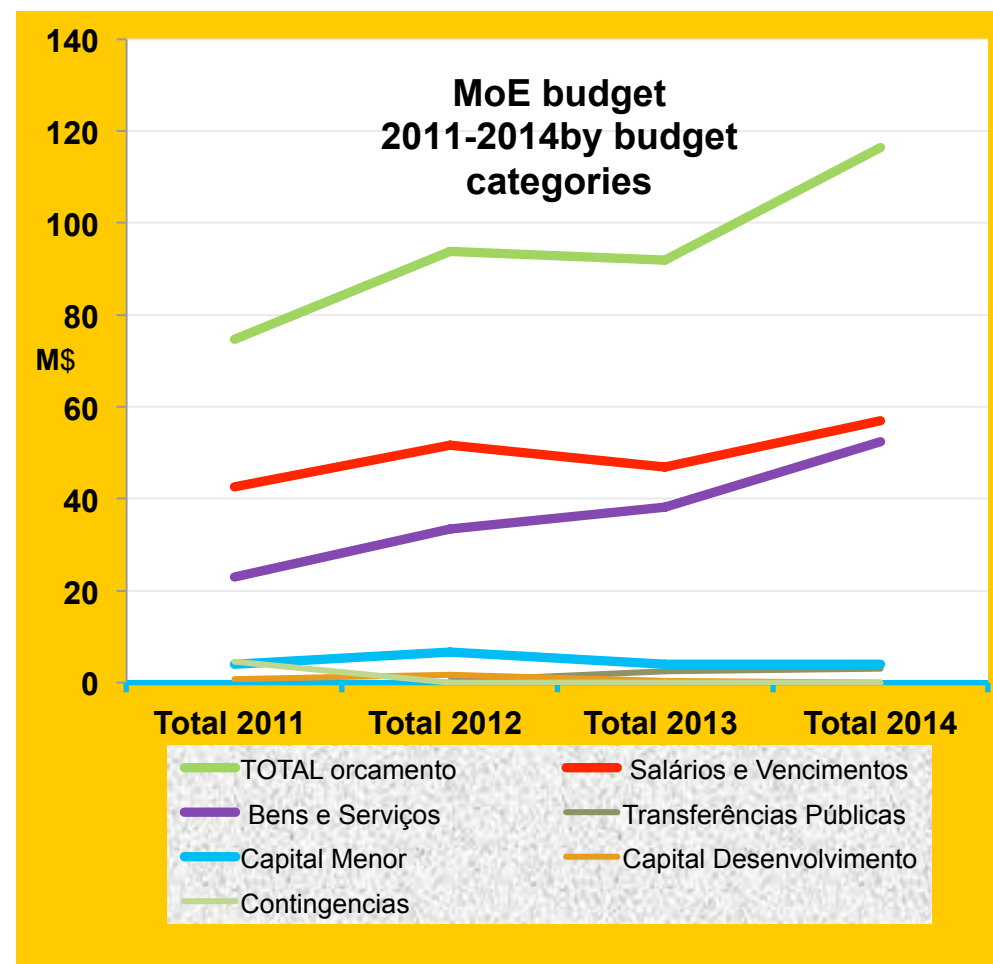
MoE Budget 2011-2015

K\$ - source FB and MoF Budget books

With UNTL and Culture in 2011 and 2012 and without FDCH and IF

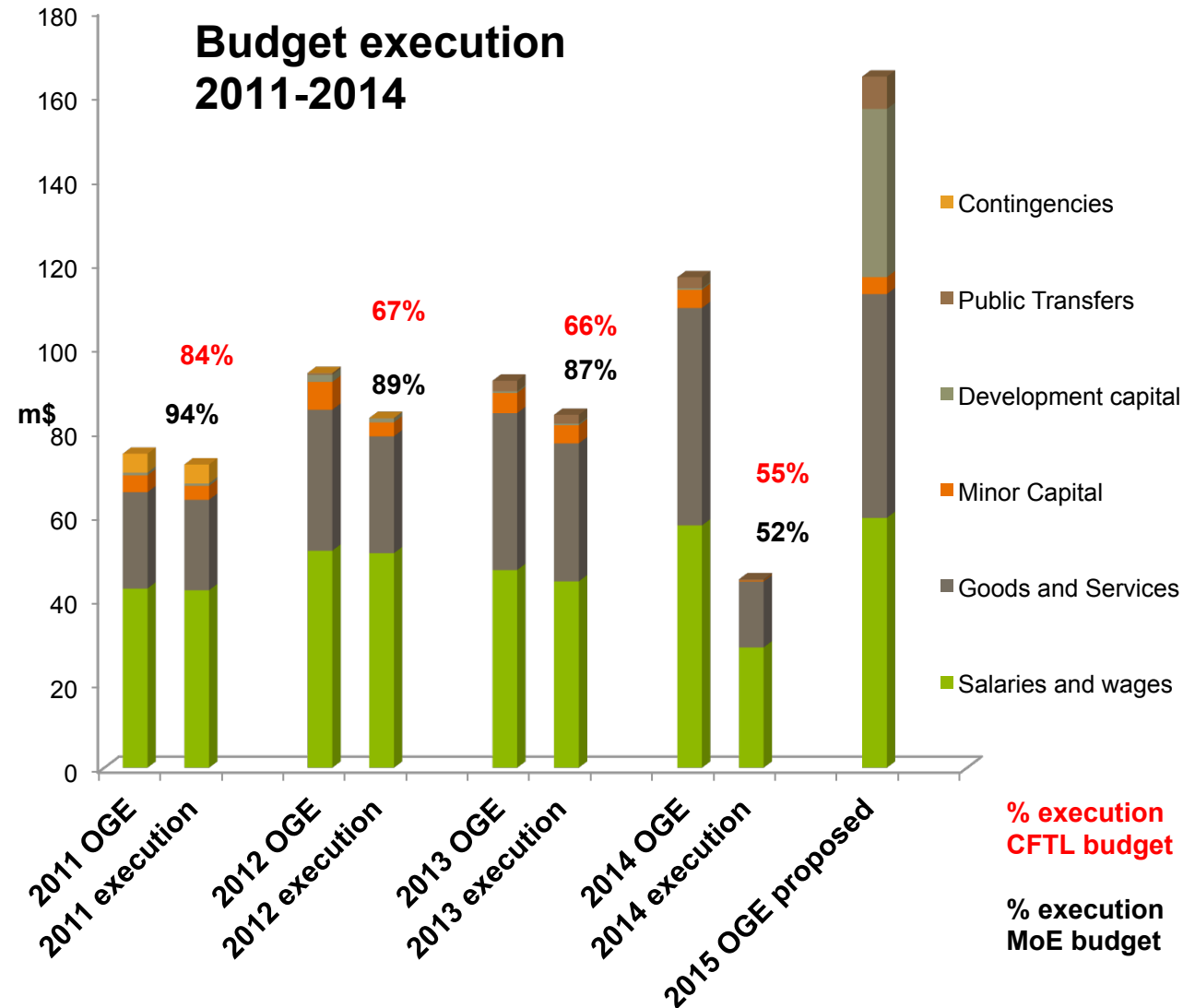
OGE -MoE (Millions \$)

Rubricas	Total 2011	Total 2012	Total 2013	Total 2014
TOTAL Orcamento MdE	74,7	93,8	92	117
Salários e Vencimentos	42,6	51,6	47	57
Bens e Serviços	22,9	33,5	38,2	52,4
Transferências Públicas		0,4	2,5	3
Capital Menor	4	6,6	4	4
Capital Desenvolvimento	0,7	1,7	0,3	0
Contingencias	4,5	0,05	0	0
% Total OGE CFTL	6,0%	5,0%	6,0%	7,8%



- MoE budget increase by 57% between 2011 and 2014.
- Important changes in structure of the MoE in the period (Culture and UNTL) and a new organic law in 2013 effective in 2014
- % of the Government total budget (CFTL) increases by 6% in 2013 and 8% in 2014

MoE - Budget trends 2011-2014



Budget for the Education sector includes budget executed by other agencies:

Other agencies	2013	2014
Fondo Infraestructura	4.4	8
FDCH	17.2	13.7
Pakote ADN	0	18.75
PDID	7.2	0
UNTL	10.9	14.9
Doadores	14.1	12.6
Total m\$	53.8	68

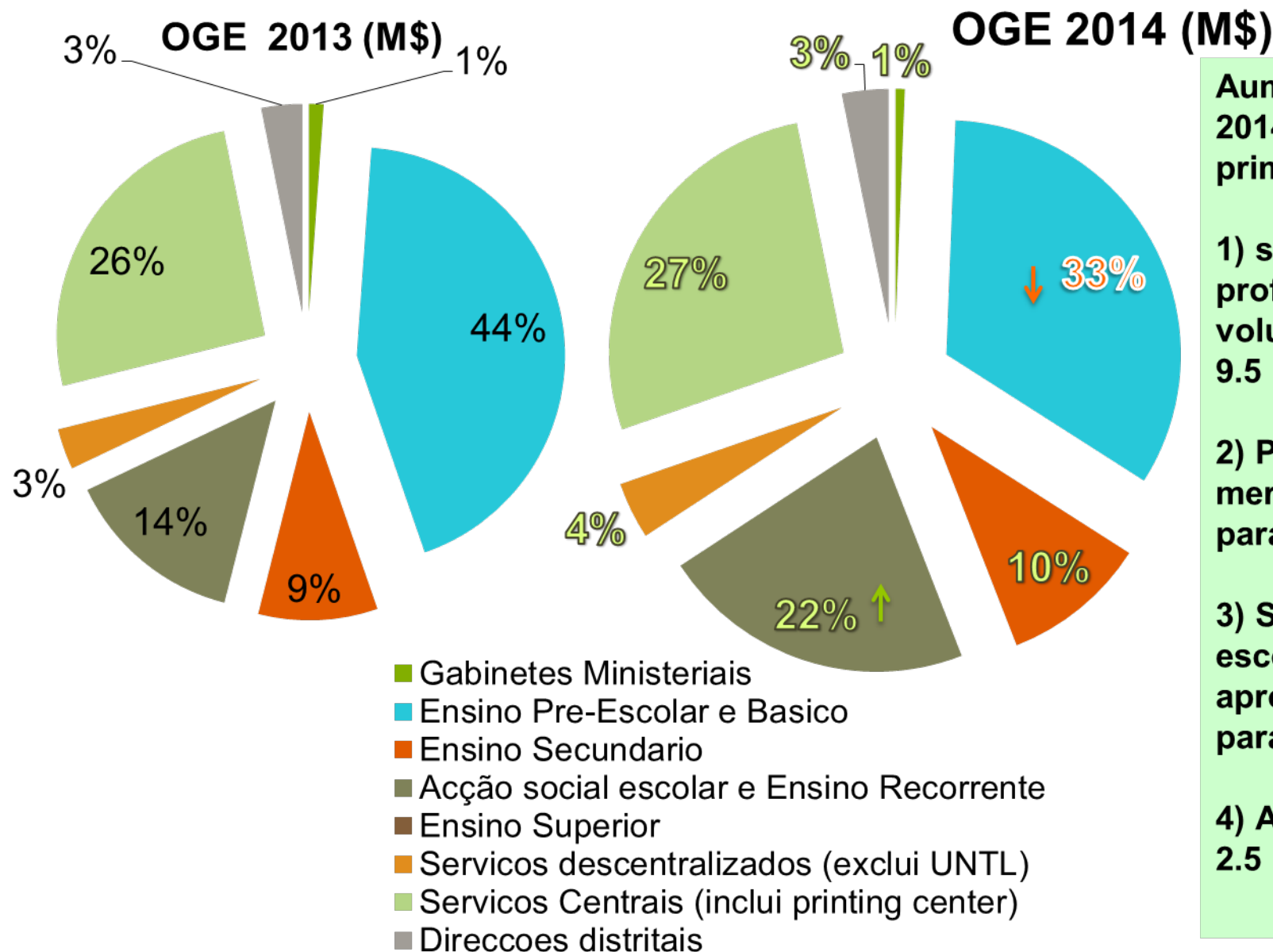
Budget execution 2013-2014

Servicos (milhões \$)	OGE 2013 (M\$)	% Execução 2013	OGE 2014 (M\$)	% execution 2014 (15/08/2014)
Total Gabinetes Ministeriais	1	74.4%	0.7	54%
Total Ensino Pre-Escolar e Basico	38.6	99%	37.6	51%
Total Ensino Secundario	8.2	97.7%	11.3	49%
Acção social escolar e Ensino Recorrente	12.4	87.2%	24.4	38%
Total Ensino Superior	3.4	81.7%	3.9	42%
Total Servicos descentralizados (exclui UNTL)	2.8	67.7%	4.4	46%
Total Servicos Centrais	22.8	70.2%	30.5	55%
Total Direccoes distritais (servicos desconcentrados)	2.8	49.8%	3.6	50%
Total MoE	92	86.7%	116.5	52%

MoE Budget summary 2014

Funções (milhões \$)	Salarios	Bens e Servicos	Transf. Publicas	Capital Menor	Capital Des.	PDID	FI	FDCH	UNTL	Total Educacao 2014
Gabinetes Ministeriais	432	298								730
Ensino Pre- Escolar e Basico	33.252	4.367		22			6.067	2.000		44.708
Ensino Secundario Geral e TecVoc	7.490	2.204	500	1.074		2.500				14.768
Acção social escolar e Ensino Recorrente	289	24.160								24.449
Ensino Superior Universitario e Tecnico	279	1.006	2.560	48				11.693	14.890	30.476
Servicos descentralizados (exclui UNTL)	483	3.830								4.313
Servicos Centrais	11.837	15.857		2.914						30.608
Direccoes distritais	2.964	660.3								3.624
Total MdE	57.026	52.382	3.060	4.058	0	0	8.567	13.693	14.890	153.676

MdE – OGE 2013 e 2014 por Serviços de Educação



Aumentos no OGE 2014 por 24.5 M\$ primário em :

1) salários dos professores voluntários para 9.5 M\$

2) Programa merenda escolar para 11,5M\$

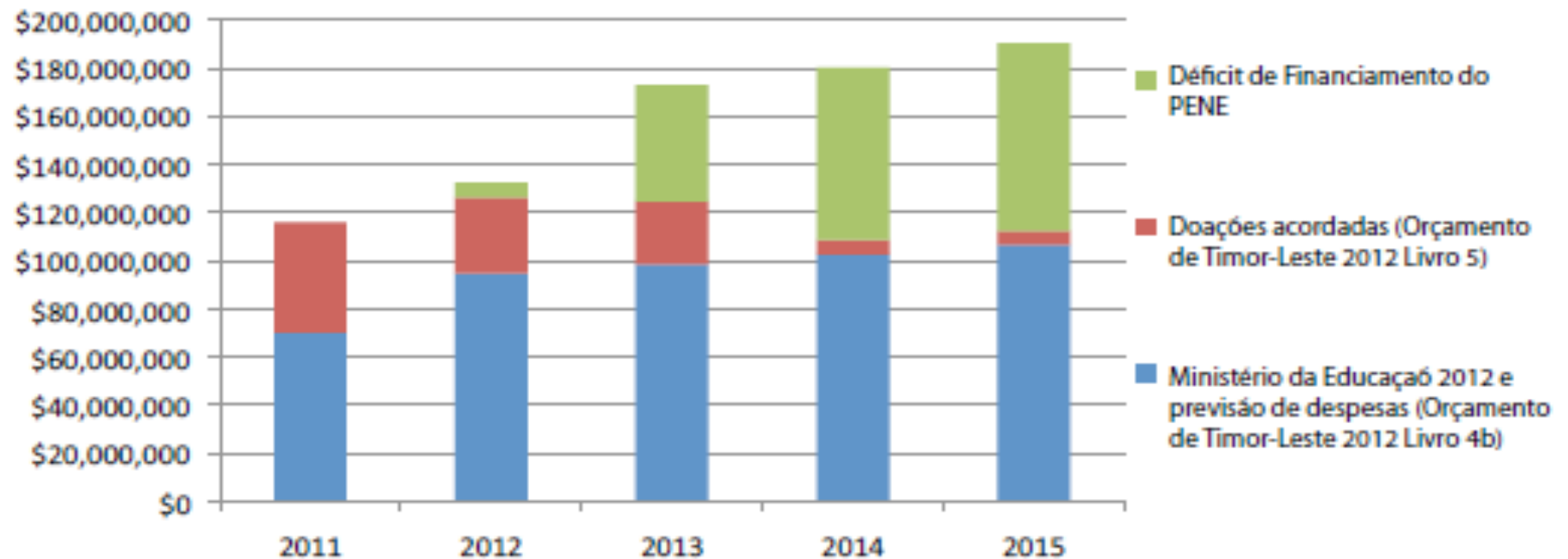
3) Subsídios escolares para aprox. \$ 1 milhão para 4,5 M\$

4) Apoio técnico: 2.5 M\$

Financing gap from Education strategic plan projected until 2015

FIGURA 4.5: Projeção dos Custos do PENE e Fontes de Financiamento.

Fonte: Ministério das Finanças e Ministério da Educação.



Successes in Education Financing

- **Budget allocation in constant increase since 2008**
- **Strategic Plan and Annual Action Plans are benchmarks for GoTL**
- **Performance measurement and indicators in place for AAP**
- **MoE execution capacity and rate improved since 2011**
- **Implementation of the Professor new career regime is ongoing**
- **Budget prepared and monitored by programs (merenda Escolar, concessoes escolares)**
- **Budget transfers to districts and schools are improved (bank accounts)**
- **Finance Management systems decentralized at the Dictricts and Basic Schools level (manuals, training)**
- **Budget process strengthened through set up of an internal Budget review committee and oversight role of the MoE Executive Council**
- **Transparency in procurement planning and processes**
- **Close technical relationships with MoF Treasury and Budget**

Challenges in Education Financing

- **Multi-year budget commitments are not secured (Curricular reform, textbooks, etc.)**
- **Impact of PFM reform from MoF on MoE systems needs to be better integrated (advance payments, merenda escolar transfers, bank accounts management, etc.)**
- **Finance management training is required at all levels of management**
- **Internal controls and role of IGE need to be further strengthened (risk-assessment based)**
- **Reconciliation data EMIS+ PMIS+Payroll MoF is required**
- **Need to update of National Education Strategic Plan costing and gap-financing strategy until 2017**
- **Consolidation of Development Partners' funding needs to be more systematic**



Obrigado Barak

